



UC IRVINE GAME NOTES

December 20, 2016 • Contact: Bob Olson • (949) 285-8814 • rkolson@uci.edu



UC IRVINE FACES AKRON WEDNESDAY



GAME #14

UC Irvine (5-8) vs. Akron (8-3)
Wednesday, December 21, 2016 – 5:00 p.m. (MT)
Don Haskins Center (12,000) – El Paso, Texas

Series Record: First meeting

Radio: KUCI/88.9 FM (Michael O'Sullivan)

'EATERS FACE ZIPS IN EL PASO: UC Irvine faces Akron Wednesday at 5:00 p.m. (MT) in the opening game of the 55th annual WestStar Bank Don Haskins Sun Bowl Invitational.

This will be the first meeting in the series. Akron, 8-3 overall and out of the Mid-American Conference, is ranked 17th in this week's CollegelInsider.com Mid-Major Top 25 poll.

Seventh-year head coach Russell Turner's UCI squad (5-8) will attempt to successfully defend its title in the nation's oldest collegiate holiday basketball tournament. The Anteaters won last year's event with wins over Sam Houston State (63-53) and Norfolk State (80-62).

Following Thursday's game against UTEP or Maryland Eastern Shore, UCI will play four of its next five at home, beginning with Life Pacific Dec. 30 before opening Big West Conference play against Long Beach State Jan. 4 in the Bren Events Center.

MARTIN SCORES CAREER HIGH AT NMSU: Senior guard Jaron Martin scored a career-high 33 points in Monday night's 85-79, overtime loss at New Mexico State. He was 13 of 21 from the field, including a career-best seven threes in 11 attempts.

Senior center Ioannis Dimakopoulos had a career-high 11 rebounds and freshman guard Eyassu Worku registered a career-best six assists.

2016-17 SCHEDULE/RESULTS (5-8, 0-0 Big West – Pacific Times Listed)

NOVEMBER

11	FRIDAY	UTAH STATE	L, 56-72
14	MONDAY	%SOUTH DAKOTA STATE	W, 73-58
16	Wednesday	at #25 California (Pac-12 Networks)	L, 65-75 (OT)
19	SATURDAY	PACIFIC	W, 72-65
25	Friday	%South Dakota State	W, 63-52
26	Saturday	%Milwaukee	L, 37-54
27	Sunday	%East Tennessee State	L, 66-72
30	Wednesday	at Santa Clara	W, 58-55

DECEMBER

6	Tuesday	at #20 Arizona (Pac-12 Networks)	L, 57-79
9	FRIDAY	POMONA-PITZER	W, 80-53
11	Sunday	at #12 Saint Mary's	L, 53-84
14	Wednesday	at Nevada	L, 69-76
19	Monday	at New Mexico State	L, 79-85 (OT)
21	Wednesday	+Akron	4:00 pm
22	Thursday	+UTEP / Maryland Eastern Shore	4/6:00 pm
30	FRIDAY	LIFE PACIFIC	7:00 PM

JANUARY

4	WEDNESDAY	*LONG BEACH STATE (ESPN3)	7:00 PM
7	SATURDAY	*HAWAII (Prime Ticket)	7:30 PM
12	Thursday	*at UC Santa Barbara	7:00 pm
14	SATURDAY	*CAL STATE FULLERTON (ESPN3)	5:00 PM
18	Wednesday	*at Cal Poly	7:00 pm
21	Saturday	*at CSUN	7:00 pm
26	THURSDAY	*CAL POLY (ESPN3)	7:00 PM
28	Saturday	*at UC Davis	7:00 pm

FEBRUARY

4	Saturday	*at Long Beach State	TBA
8	WEDNESDAY	*UC SANTA BARBARA (ESPN3)	7:00 PM
11	Saturday	*at Hawai'i	9:30 pm
18	SATURDAY	*UC RIVERSIDE	TBA
22	Wednesday	*at Cal State Fullerton (ESPN3)	7:00 pm
25	SATURDAY	*CSUN (Homecoming)	7:30 PM

MARCH

1	Wednesday	*at UC Riverside (ESPN3)	TBA
4	SATURDAY	*UC DAVIS	TBA
9	Thursday	^TBD (Anaheim Honda Center)	
10	Friday	^TBD (Anaheim Honda Center)	
11	Saturday	^TBD (Anaheim Honda Center)	

% Sanford Pentagon Showcase – Sioux Falls, S.D.
+ Don Haskins Sun Bowl Invitational – El Paso, Texas
* Big West Conference Games
^ Big West Conference Tournament – Anaheim, Calif.

UC IRVINE TENTATIVE STARTERS

#	NAME	POS	HT	YR	PPG	RPG	APG
5	Jonathan Galloway	F	6-10	So.	4.0	6.3	1.1*
13	Brandon Smith	F	6-5	So.	2.9	2.7	1.2
12	I. Dimakopoulos	C	7-2	Sr.	9.9	3.9	1.2
0	Jaron Martin	G	5-10	Sr.	13.9	3.3	3.4
2	Max Hazzard	G	5-10	RFr.	6.1	2.3	1.3

THE RESERVES

10	Luke Nelson	G	6-3	Sr.	---	---	---
11	John Edgar Jr.	F	6-5	Fr.	2.9	1.9	0.5
14	Evan Leonard	G	6-1	Fr.	3.8	1.9	1.1
23	Darrian Traylor	G	6-4	RFr.	0.9	0.7	0.3
24	Eyassu Worku	G	6-2	Fr.	8.6	3.7	2.1
25	Spencer Rivers	G	6-2	So.	2.5	1.2	1.0
42	Tommy Rutherford	F	6-8	Fr.	6.8	5.3	1.2*
55	Brad Greene	C	6-10	Fr.	2.3	2.5	0.3*
RS	Adam Liberman	C	6-10	Fr.	---	---	---
RS	Justin Wertner	G	6-4	Fr.	---	---	---
RS	Elston Jones	F	6-9	Jr.	---	---	---

* Blocks per game

COACHES

Russell Turner, Head Coach 7th Season
 Blaine Taylor, Assistant Coach 1st Season
 Ryan Badrtalei, Assistant Coach 12th Season
 Michael Wilder, Assistant Coach 3rd Season

STAFF

James Blake, Director of Operations 1st Season
 Pat Flesher, Director of Administration 1st Season
 Jim Pluemer, Mike Burns, MBB Athletic Trainers
 Drew Mitchell, MBB Strength & Conditioning Coach

INSIDE THE NUMBERS: Ten UCI players are averaging at least 11 minutes of playing time per game and five of those are freshmen. Seven of the players are averaging at least 3.8 points per contest.

Senior guard Jaron Martin leads UCI with averages of 13.9 points and 3.3 assists per game, and also in steals with 12.

Martin has hit 27 threes this season and ranks 11th in Anteater history with 137 career treys.

Senior center Ioannis Dimakopoulos is averaging 9.9 points while true freshman guard Eyassu Worku is averaging 8.6 points.

Freshman forward Tommy Rutherford is averaging 6.8 points and 5.3 boards, plus he leads the team with 16 blocked shots, and redshirt freshman guard Max Hazzard is averaging 6.1 points per game. Sophomore forward Jonathan Galloway leads the team in rebounding at 6.3 boards per game and he has blocked 14 shots.

ABOUT AKRON: Coach Keith Dambrot's Zips are 8-3 overall and coming off a 99-88 win over Marshall Dec. 17. Isaiah Johnson leads Akron in scoring at 14.9 points per game while Kwan Cheatham, Jr., tops the team in rebounding at 6.8 boards per contest. Akron is shooting 39 percent from three-point range.

UC IRVINE NOTES

- Freshman guard Eyassu Worku has averaged 14.0 points over the last four games, hitting 21 of 41 (.512) from the field.

- Freshman forward Tommy Rutherford has averaged 10.3 points and 7.0 rebounds in the past four games, hitting 17 of 24 (.708) shots.

- Senior guard Jaron Martin has three 20-point games this season, including his 33-point outburst at New Mexico State Monday which is a Big West Conference-high this season.

- UC Irvine has won 62 of its last 65 games when holding the opposition to 60 points or less.

- The Anteaters have won 61 of their last 68 games when holding the opposition to under 40 percent from the field.

- As of Tuesday morning, UCI is 31st nationally in field-goal percentage defense at .385 and 47th in total blocks (55) of the 351 Division I teams ranked.

- UCI has started the same five for the season's first 13 games (Jaron Martin, Max Hazzard, Ioannis Dimakopoulos, Jonathan Galloway and Brandon Smith).

- Coach Russell Turner's Anteaters won a school-record 28 games last season (28-10) and also set school marks for non-conference victories (15) and road wins (13). UCI earned a share of the 2016 Big West regular-season title, the program's second in the past three years.

- UCI has won 93 games over the past four seasons, advancing to the postseason each of those years (2013 CIT, 2014 NIT, 2015 NCAA and 2016 CIT).

- The Anteaters competed in the 2016 CollegenInsider.com Tournament (CIT), advancing to the final. UCI defeated North Dakota (89-86, OT), Louisiana (67-66) and Coastal Carolina (66-47) before falling to Columbia, 73-67, in the championship game. All four contests were on the road.

- UCI's appearance in the 2015 NCAA Tournament was the first in the school's Division I history. The Anteaters narrowly lost to three-time national champion Louisville, 57-55, in Seattle, Wash.

LUKE NELSON NAMED TO PRESEASON TEAM: Senior guard Luke Nelson, who has missed the season's first 13 games (hamstring), was named to the Big West preseason all-conference team.

Nelson earned All-Big West First Team honors last season when he led the Anteaters in scoring at 13.7 points per game and in threes (83).

Nelson, who ranks No. 4 in Anteater history with 204 career threes, was MVP of last year's Don Haskins Sun Bowl Invitational. He has scored 1,226 points in his UCI career.

UCI was picked to finish second in the Big West preseason poll as Long Beach State was selected first. CSUN was chosen third and UC Santa Barbara fourth.

HEAD COACH RUSSELL TURNER (7th Season)



Russell Turner, who is 123-98 in his seventh season as head coach at UC Irvine, has guided the Anteaters to 93 wins and postseason appearances in the last four years (2013 CIT, 2014 NIT, 2015 NCAA and 2016 CIT). UCI advanced to the championship game of the CollegeInsider.com Tournament (CIT) last March.

He led UCI to a 28-10 record last season, setting school records for overall victories (28), non-conference wins (15) and road victories (13).

The Anteaters went 13-3 in Big West play to earn a share of the conference regular-season title, UCI's second in the past three years.

His Anteater teams have consistently ranked as one of the nation's top defensive teams. UCI ranked third in the nation last season in field-goal percentage defense (.383) and seventh in total blocked shots (198).

In 2015, Turner led UCI to the program's first NCAA Division I Tournament. The Anteaters, seeded No. 13, took fourth-seeded and three-time national champion Louisville to the wire before narrowly falling 57-55.

Turner was named UCI's head coach April 9, 2010, after serving the previous six seasons as an assistant coach for the Golden State Warriors of the National Basketball Association following positions at Stanford University and Wake Forest University.

Turner worked under Hall-of-Fame caliber coaches Don Nelson (Golden State), Mike Montgomery (Stanford) and Dave Odom (Wake Forest).

As a player at Hampden-Sydney, Turner was a two-time All-American (1991 & 1992) and set the school's career scoring record of 2,272 points. He was a member of Hampden-Sydney's first two NCAA tournament teams.

Turner was inducted into Hampden-Sydney's Athletic Hall of Fame in 2002.

He graduated magna cum laude in 1992 with a B.A. in English and economics.

Turner is a native of Roanoke, Va. He and his wife, Elizabeth, a physician, have two children, Devlin and Darius.

BASKETBALL STAFF: Head coach Russell Turner completed his staff with the hiring of three new members this summer.

Blaine Taylor was named an assistant coach, James Blake director of operations and Pat Flesher director of administration.

Ryan Badrtalei, the veteran member of the Anteater staff, returns for his eighth season as an assistant coach and his 12th overall with the program, while Michael Wilder, who has served as the basketball program's director of administration the past two years, has been promoted to assistant coach.

Taylor was a highly-successful head coach at Montana and Old Dominion, leading those programs to a combined 380 wins and 11 postseason appearances in 19 seasons. He won 141 games in seven years at Montana from 1991-98 and recorded 239 victories in 12 seasons with Old Dominion (2001-2013), including an NCAA Tournament first-round win over Notre Dame in 2010. He is the winningest coach in Old Dominion history.

A 1981 graduate of Montana, Taylor served as an assistant coach at Stanford from 1998-2001 as the Cardinal reached the NCAA Tournament each of those three seasons.

Blake served as head coach from 2010-15 at Simon Fraser University in Burnaby, British Columbia. He was associate head coach at Columbia College in 2009-10 after serving as an assistant coach in the Big West Conference at CSUN from 2007-09.

Flesher joined the UCI staff as director of administration after serving the past three years at UNC Greensboro, including the last two as director of operations.

He was head manager at Pepperdine for four years and earned his bachelor's degree in 2013.

Taylor and Wilder fill the vacancies created by the departures of Ali Ton and Nick Booker, who joined the staffs at Fordham University and Davidson College, respectively.

FOUR KEY PLAYERS GONE: UCI lost four starters from last season to graduation/pro career. Mamadou Ndiaye, a 7-6 center who was named to the 2016 All-Big West First Team and was selected the Big West's Best Defensive Player for the second time in three years, elected to forgo his senior season to pursue a professional career. He ended his three-year UCI career as the school's all-time leader in blocked shots (218) and he averaged 12.1 points and 7.2 rebounds last season. Alex Young graduated as UCI's career leader with 576 assists. Mike Best averaged 9.8 points and 5.1 rebounds last season while Dominique Dunning had averages of 2.9 points and 2.7 boards.

UC IRVINE QUICK FACTS

GENERAL INFORMATION

Founded: 1965
Enrollment: 32,000
Nickname: Anteaters
Colors: Blue & Gold
Conference: Big West
Chancellor: Howard Gillman
Athletic Director: Michael Izzi
Deputy Athletic Director/SWA: Paula Smith
Faculty Athletic Rep.: David Snow
Arena: Bren Events Center (5,000)
Opened: Jan. 8, 1987
Ticket Office: (949) 824-5000

BASKETBALL STAFF

Head Coach: Russell Turner (Hampden-Sydney, 1992)
Record at UCI: 123-98 (7th Season)
Career Record: 123-98 (7th Season)
Assistant Coach: Blaine Taylor, Montana, 1981)
Assistant Coach: Ryan Badrtalei (UCLA, 2003)
Assistant Coach: Michael Wilder (UC Irvine, 2013)
Director of Operations: James Blake
Director of Administration: Pat Flesher

TEAM INFORMATION

2015-16 Overall Record: 28-10
2015-16 Big West Record: 13-3 / T1st
Starters Returning/Lost: 1 / 4
Letterwinners Returning/Lost: 6 / 6

ATHLETIC MEDIA RELATIONS

Director (MBB Contact): Bob Olson
Office: (949) 824-5814
Cell: (949) 285-8814
Email: rkolson@uci.edu
Associate Director: Stacey King
Office: (949) 824-7350
Email: saking@uci.edu
Assistant: Alex Croteau
Office: (949) 824-8934
Email: acroteau@uci.edu
Assistant: Andrea Ohta
Office: (949) 824-9474
Email: aohta@uci.edu
Athletics Website: uciirvinesports.com
Radio Station: KUCI/88.9 FM

FOUR STRAIGHT 20-WIN SEASONS: UCI has registered four consecutive 20-win seasons for the first time in school history, winning 93 games in that span.

UC IRVINE'S 20-WIN SEASONS (9)

28.....2015-16 (28-9)
25.....2000-01 (25-5)
23.....2013-14 (23-12)
23.....1981-82 (23-7)
21.....2014-15 (21-13)
21.....2012-13 (21-16)
21.....2001-02 (21-11)
20.....2002-03 (20-9)
20.....1967-68 (20-8)

NOTABLE UC IRVINE ALUMNI

SCOTT BROOKS – In his first season as head coach of the NBA's Washington Wizards. Former head coach of the Oklahoma City Thunder and NBA Coach of the Year in 2010. He played for the Anteaters from 1985-87, averaging 23.8 points during his senior season. On opening night of UC Irvine's Bren Events Center, Brooks scored 43 points to lead the Anteaters past Utah State, 118-96, Jan. 8, 1987.

DARREN FELS – Tight end for the NFL's Arizona Cardinals. Played four seasons (2004-08) of basketball at UC Irvine.

STEVE SCOTT – The former American record-holder in the mile, who has run 136 sub-four minute miles, graduated from UC Irvine in 1978 with a B.A. in social ecology.

GREG LOUGANIS – The four-time Olympic gold medalist graduated from UC Irvine in 1983 with a B.A. in drama and a minor in dance.

McG – A psychology major at UC Irvine, he directed movies such as Charlie's Angels, We are Marshall and Terminator Salvation, and was a producer for the television shows Nikita, Chuck and the O.C.

JON LOVITZ – The Saturday Night Live alum is a UC Irvine arts graduate from 1979.

JOE LACOB – Majority owner of the Golden State Warriors who graduated from UC Irvine with a degree in biological sciences.

RICHARD FORD – He received the 1995 Pulitzer Prize for Fiction for Independence Day and graduated from UC Irvine with an M.F.A. in English in 1970.

MICHAEL RAMIREZ – He won the 1994 Pulitzer Prize for Editorial Cartooning in the Memphis Commercial Appeal and graduated from UC Irvine with a double B.A. in studio art and art history.

T. JEFFERSON PARKER – The noted fiction writer and author of Laguna Heat, Little Saigon and Pacific Heat graduated from UC Irvine with an M.F.A. in English in 1976.



2016-17 UC IRVINE ROSTER

NO.	NAME	POS.	HT.	WT.	YR.	HOMETOWN (Previous School)
0	Jaron Martin.....	G	5-10	170	Sr.....	Sunland, Calif. (Chaminade College Prep)
2	Max Hazzard	G	5-10	170	RFr.	Los Angeles, Calif. (Loyola HS)
5	Jonathan Galloway	F	6-10	235	So.....	Richmond, Calif. (Salesian HS)
10	Luke Nelson.....	G	6-3	190	Sr.....	Worthing, England (The Henley College)
11	John Edgar Jr	F	6-5	217	Fr.....	Chino Hills, Calif. (Ayala HS)
12	Ioannis Dimakopoulos	C	7-2	255	Sr.....	Patra, Greece (Cathedral HS)
13	Brandon Smith.....	F	6-5	190	So.....	Santa Ana, Calif. (Godinez HS)
14	Evan Leonard	G	6-1	190	Fr.....	Cerritos, Calif. (Cerritos HS)
23	Darrian Traylor.....	G	6-4	210	RFr.	Las Vegas, Nev. (Centennial HS)
24	Eyassu Worku	G	6-2	170	Fr.....	Artesia, Calif. (Los Alamitos HS)
25	Spencer Rivers	G	6-2	200	So.....	Winter Park, Fla. (Winter Park HS)
42	Tommy Rutherford	F	6-8	220	Fr.....	El Cajon, Calif. (Grossmont HS)
55	Brad Greene	C	6-10	321	Fr.....	Lone Pine, Calif. (Lone Pine HS)
RS	#Elston Jones	F	6-9	275	Jr.	Goodyear, Ariz. (Utah State)
RS	Justin Wertner	G	6-4	203	Fr.....	Memphis, Tenn. (St. George's Independent School)
RS	Adam Liberman	C	6-10	241	Fr.....	Valley Village, Calif. (Valley Torah HS)

Must sit out 2016-17 season per NCAA transfer rules

Head Coach: Russell Turner (7th Season)

Assistant Coaches: Blaine Taylor, Ryan Badrtalei, Michael Wilder

Director of Operations: James Blake

Director of Administration: Pat Flesher

MBB Athletic Trainer: Mike Burns

MBB Strength & Conditioning Coach: Drew Mitchell

PRONUNCIATION GUIDE

0 - Jaron Martin	JERR-in	
12 - Ioannis Dimakopoulos	YAWN-nis	deem-a-COPE-a-lus
24 – Eyassu Worku	YAW-soo	WER-koo
32 – Adam Liberman	LEE-ber-min	

ASSISTANT COACH

Ryan Badrtalei	bad-er-TELL-ee
----------------	----------------

UC IRVINE 2016-17 TV/RADIO ROSTER



0 - JARON MARTIN
5-10, Sr., G
Sunland, Calif.




2 - MAX HAZZARD
5-10, RFr., G
Los Angeles, Calif.



4 - JUSTIN WERTNER
6-4, Fr., G
Memphis, Tenn.



5 - JONATHAN GALLOWAY
6-10, So., F
Richmond, Calif.



10 - LUKE NELSON
6-3, Sr., G
Worthing, England



11 - JOHN EDGAR JR.
6-5, Fr., F
Chino Hills, Calif.




12 - IOANNIS DIMAKOPOULOS
7-2, Sr., C
Patra, Greece




13 - BRANDON SMITH
6-5, So., F
Santa Ana, Calif.



14 - EVAN LEONARD
6-1, Fr., G
Cerritos, Calif.



23 - DARRIAN TRAYLOR
6-4, RFr., G
Las Vegas, Nev.



24 - EYASSU WORKU
6-2, Fr., G
Artesia, Calif.



25 - SPENCER RIVERS
6-2, So., G
Winter Park, Fla.



32 - ADAM LIBERMAN
6-10, Fr., C
Valley Village, Calif.



42 - TOMMY RUTHERFORD
6-8, Fr., F
El Cajon, Calif.



55 - BRAD GREENE
6-10, Fr., C
Lone Pine, Calif.



RS - ELSTON JONES
6-9, Jr., F
Goodyear, Ariz.



RUSSELL TURNER
Head Coach - 7th Season



BLAINE TAYLOR
Assistant Coach



RYAN BADRTALEI
Assistant Coach



MICHAEL WILDER
Assistant Coach

UC IRVINE PLAYER NOTES



0 – JARON MARTIN (5-10, Sr., G) Sunland, CA / Chaminade College Prep

Scored career-high 33 points in Monday's overtime loss at New Mexico State, hitting 13 of 21 field goals, including a career-best seven threes in 11 attempts...tied career high with six assists against Nevada Dec. 14...also tied his career high with three steals in that game...leads UCI in scoring at 13.9 points per game, assists (44), steals (12) and threes (27)...was named to the all-tournament team at Sanford Pentagon Showcase in Sioux Falls, S.D., Nov. 25-27...scored a then-career high 26 points in the Nov. 16 overtime loss at Cal...had 24 points in Nov. 14 victory over South Dakota State...has hit 137 threes in his career to rank 11th in UCI history...named Big West Player of the Week Nov. 21 after averaging 19.7 points in three games...had career-high eight rebounds against South Dakota State and Pacific...had career-best six assists in Nov. 19 win over Pacific.... ranked second on the team with 61 threes last season and...tied career high with six treys in win at Fullerton last Feb. 17...hit the game-tying three at the end of regulation in an overtime win at Cal Poly Feb. 3...he hit buzzer-beating shots just before halftime in four games his sophomore season.... averaged 21 points and 7 assists at Chaminade Prep as a senior in 2012-13.

MARTIN CAREER HIGHS

Points:	33 vs. New Mexico State, 12/19/16
Rebounds:	8 vs. South Dakota State, 11/25/16 & Pacific, 11/19/16
Assists:	6 vs. Nevada, 12/14/16 & Pacific, 11/19/16
Steals:	3 vs. Nevada, 12/14/16 & Long Beach St, 1/14/16
3-Pointers:	7 vs. New Mexico State, 12/19/16



2 – MAX HAZZARD (5-10, RSFr., G) Los Angeles, CA / Loyola HS

Scored career-high 13 points in Nov. 16 overtime loss at Cal and had 10 points at Arizona Dec. 6...tied for second on team with 10 steals...has started all 13 games...tied his career high with three assists at New Mexico State Monday...tied his career highs with six rebounds and three assists in Nov. 19 win over Pacific...the redshirt freshman guard from Los Angeles Loyola High School is the grandson of the late, former UCLA standout player and head coach, Walt Hazzard, who also was an Olympian and played for five NBA teams.

HAZZARD CAREER HIGHS

Points:	13 vs. Cal, 11/16/16
Rebounds:	6 vs. Pacific, 11/19/16 & Utah State, 11/11/16
Assists:	3 on 3 occasions (vs. New Mexico St., 12/19/16)
Steals:	2 vs. Nevada, 12/14/16 & So. Dakota St, 11/14/16
3-Pointers:	3 vs. Cal, 11/16/16



5 – JONATHAN GALLOWAY (6-10, So., F) Richmond, CA / Salesian HS

Leads UCI in rebounding at 6.3 boards per game, which ranks fourth in the Big West...pulled down a career-high 14 rebounds and added a career-best four blocked shots in Nov. 14 win over South Dakota State... had 10 rebounds and nine points in Nov. 25 win over South Dakota State...had original career highs of 13 rebounds and four blocked shots in the CIT quarterfinal win at Louisiana last March 23... earned 2014 All-TCAL League honors at Salesian High for Coach Bill Mellis...played on CIF and league championship teams...averaged 15 points, 8 rebounds and 3 blocks as a senior...top-scoring game was 33 points against Chavez...also competed in high school football and track.

GALLOWAY CAREER HIGHS

Points:	10 vs. UC San Diego, 11/13/15
Rebounds:	14 vs. South Dakota State, 11/14/16
Assists:	2 vs. South Dakota State, 11/14/16 & Chapman, 12/18/15
Steals:	2 vs. North Dakota, 3/16/16
Blocks:	4 vs. South Dakota State, 11/14/16 & Louisiana, 3/23/16



10 - LUKE NELSON (6-3, Sr., G)
Worthing, England / The Henley College

Has missed the season's first 13 games due to a hamstring injury...named to the Big West preseason all-conference team by the media...2016 All-Big West first team...led UCI in scoring last season at 13.7 points per game...scored career-high 36 points in Big West tourney semifinal win over Cal Poly last March 10...had six 20-point games last season and eight in his career...has 1,226 career points to rank 17th in the UCI record book...is fourth in UCI history with 204 career threes, fifth with 361 assists and eighth with 115 steals...MVP of the Don Haskins Sun Bowl Invitational last December when he averaged 16.5 points in UCI's two wins...named to 2015 All-Big West Tournament team after averaging 15.0 points in UCI's three wins...scored 17 points in victory over Hawai'i in Big West Tournament championship game...named to 2015 All-Big West Honorable Mention team...had 10 points, five rebounds and three assists against Louisville in NCAA Tournament Second Round game Mar. 20 in Seattle...recorded a career-high nine rebounds in win over Loyola Marymount as a sophomore... was named Player of the Year in the top division in England and also was selected England U18 Player of the Year in 2013.

NELSON CAREER HIGHS

Points: 36 vs. Cal Poly, 3/10/16
 Rebounds: 9 vs. Loyola Marymount, 11/29/14
 Assists: 10 vs. Cal State Fullerton, 2/17/16 & Boston College, 11/27/15
 Steals: 4 on 5 occasions (vs. Columbia, 3/29/16)
 3-Pointers: 6 on 3 occasions (vs. Cal Poly, 3/10/16)



11 - JOHN EDGAR JR. (6-5, Fr., F)
Chino Hills, CA / Ayala HS

Scored career-high 13 points in Nov. 30 win at Santa Clara...hit 5 of 6 shots, including 3 of 3 from three-point range...had a career-high four rebounds in Dec. 9 win over Pomona-Pitzer...scored seven points in Nov. 11 season opener against Utah State...CIF Player of the Year at Ayala High School in Chino Hills as a senior last season...was first team all-state and MVP of the Palomares League...his team

won CIF, state regional and league championships... averaged 23 points and 10 rebounds with a game-high of 41 points...his father, John, played two seasons at Arizona (1984-86).

EDGAR JR. CAREER HIGHS

Points: 13 vs. Santa Clara, 11/30/16
 Rebounds: 4 vs. Pomona-Pitzer, 12/9/16
 Assists: 2 vs. Milwaukee, 11/26/16
 Steals: 2 vs. Pomona-Pitzer, 12/9/16
 3-Pointers: 3 vs. Santa Clara, 11/30/16



12 - IOANNIS DIMAKOPOULOS (7-2, Sr., C)
Patra, Greece / Cathedral HS

Had career-high 11 rebounds at New Mexico State Monday and his first career double-double with 10 points...recorded career-high 21 points in Nov. 27 loss to East Tennessee State at Sanford Pentagon Showcase in Sioux Falls, S.D....also hit a career-best three treys in that game...scored 20 points, hitting 9 of 13 shots, in Nov. 19 win over Pacific...was 7 of 9 from the field and scored 14 points in Dec. 14 loss at Nevada...scored 15 points in Nov. 30 win at Santa Clara...had a career-high three assists in Dec. 9 win over Pomona-Pitzer and at Cal Nov. 16...averaged 5.2 points, 2.6 rebounds and 0.9 blocked shots last season...was second on the team with 34 blocked shots last season...scored 11 points in CIT win at Louisiana last March 23...had 13 points and a career-high six blocked shots in Jan. 27 win over CSUN...pulled down career-high six rebounds in Jan. 9 win over UC Riverside...had 10 points at Kansas Dec. 29...scored 12 points against Evansville Nov. 29...recorded 23 blocked shots as a sophomore...was a 2013 McDonald's All-American nominee at Cathedral High in Los Angeles...has played for the Greek National teams in the U16 and U18 European Championships.

DIMAKOPOULOS CAREER HIGHS

Points: 21 vs. E. Tennessee State, 11/27/16
 Rebounds: 11 vs. New Mexico State, 12/19/16
 Assists: 3 vs. Pomona-Pitzer, 12/9/16 & Cal, 11/16/16
 Steals: 2 vs. vs. Columbia, 3/29/16
 3-Pointers: 3 vs. E. Tennessee State, 11/27/16
 Blocks: 6 vs. CSUN, 1/27/16



13 – BRANDON SMITH (6-5, So., F)
Santa Ana, CA / Godinez HS

Had season-high eight points at Nevada Dec. 14 and tied season high with five rebounds...scored seven points with four rebounds at Cal Nov. 16...had a career-high three assists in Nov. 14 win over South Dakota State...recorded four points and five rebounds versus Utah State Nov. 11...started five Big West games as a true freshman last season...posted career highs of 13 points and seven rebounds in win over Santa Clara last season...averaged 25 points and 9.5 rebounds at Godinez High School in Santa Ana as a senior...earned All-America, All-State, All-CIF, All-District and All-Orange Coast League honors at Godinez High...scored 45 points in CIF playoff game against University High.

SMITH CAREER HIGHS

Points: 13 vs. Santa Clara, 11/23/15
 Rebounds: 7 vs. Santa Clara, 11/23/15
 Assists: 3 vs. South Dakota State, 11/14/16
 Steals: 2 on 3 occasions (vs. Utah State, 11/11/16)
 Blocks: 1 on 11 occasions (vs. Nevada., 12/14/16)



14 – EVAN LEONARD (6-1, Fr., G)
Cerritos, CA / Cerritos HS

Had seven points and five rebounds in Nov. 26 loss to Milwaukee...also scored seven points against East Tennessee State Nov. 27...scored season-high nine points in Nov. 14 win over South Dakota State...had eight points in his collegiate debut against Utah State Nov. 11...two-time first team All-CIF at Cerritos High School...was a three-time All-Suburban League player and also earned league MVP honors...averaged 22 points and 8 rebounds his senior season with a high-scoring game of 43 points against Long Beach Millikan...also competed in track.

LEONARD CAREER HIGHS

Points: 9 vs. South Dakota State, 11/14/16
 Rebounds: 5 vs. Milwaukee, 11/26/16
 Assists: 3 vs. Santa Clara, 11/30/16
 Steals: 2 vs. South Dakota State, 11/14/16
 3-Pointers: 1 on 7 occasions (vs. Pomona-Pitzer, 12/9/16)



23 – DARRIAN TRAYLOR (6-4, RSFr., G)
Las Vegas, NV / Centennial HS

Scored his first collegiate points on a three in Dec. 9 win over Pomona-Pitzer...also had two rebounds in that win...hit another three at Saint Mary's Dec. 11...recorded two assists against Utah State in his first collegiate game Nov. 11...the redshirt freshman guard from Centennial High in Las Vegas averaged 17 points and 5 rebounds as a prep senior...was 2015 Northwest League MVP and all-state second team.

TRAYLOR CAREER HIGHS

Points: 3 vs. Pomona-Pitzer, 12/9/16
 Rebounds: 2 vs. Pomona-Pitzer, 12/9/16
 Assists: 2 vs. Utah State, 11/11/16
 Steals:
 3-Pointers: 1 vs. Saint Mary's, 12/11/16 & Pomona-Pitzer, 12/9/16



24 – EYASSU WORKU (6-2, Fr., G)
Artesia, CA / Los Alamitos HS

The true freshman is tied for second on team with 10 steals...scored career-high 19 points at Nevada Dec. 14...has averaged 14.0 points in last four games...had career-best seven rebounds in Nov. 25 win over South Dakota State...registered career-high six assists at New Mexico State Monday...led UCI with 11 points in Nov. 11 loss to Utah State...added five rebounds and two assists...Orange County Player of the Year as a senior last season at Los Alamitos High School...2016 McDonald's All-American...two-time first team All-CIF and Sunset League MVP...earned all-state honors as a senior...averaged 26.7 points, 7.1 rebounds and 5.6 assists...high-scoring game of 51 points against Highland.

WORKU CAREER HIGHS

Points: 19 vs. Nevada, 12/14/16
 Rebounds: 7 vs. South Dakota State, 11/25/16
 Assists: 6 vs. New Mexico State, 12/19/16
 Steals: 2 on 3 occasions (vs. Pomona-Pitzer, 12/9/16)
 3-Pointers: 3 vs. Nevada, 12/14/16



**25 – SPENCER RIVERS (6-2, So., G)
Winter Park, FL / Winter Park HS**

Scored career-high eight points in Nov. 19 win over Pacific, including a three as time expired in the first half....had career-high four rebounds in Nov. 25 win over South Dakota State ...tied career highs with eight points and four boards at Arizona Dec. 6...career-high four assists in Dec. 9 win over Pomona-Pitzer...played in a total of 10 games last season...was a redshirt with the UCI program in 2014-5...played on two state championship teams at Winter Park (Fla.) High...averaged 10.1 points, 5 assists and 3 rebounds as a senior...father, Doc, is head coach of the NBA's Los Angeles Clippers and older brother, Austin, plays for the Clippers.

RIVERS CAREER HIGHS

Points: 8 vs. Arizona, 12/6/16 & Pacific, 11/19/16
Rebounds: 4 vs. Arizona, 12/6/16 & South Dakota State, 11/25/16
Assists: 4 vs. Pomona-Pitzer, 12/9/16
Steals: 1 on 4 occasions (vs. Pomona-Pitzer, 12/9/16)
3-Pointers: 2 vs. Arizona, 12/6/16 & Pacific, 11/19/16



**42 – TOMMY RUTHERFORD (6-8, Fr., F)
El Cajon, CA / Grossmont HS**

Had career-high 14 rebounds at Nevada Dec. 14 and tied his career best with three blocked shots...scored career-high 12 points in Dec. 9 win over Pomona-Pitzer and had 11 points at Saint Mary's Dec. 11...had original career-high three blocked shots in Nov. 25 win over South Dakota State...three-time All-CIF player at Grossmont High School in El Cajon, including two years on the first team...two-time Grossmont Hills League MVP...played on three league-championship teams...averaged 25 points and 20 rebounds as a senior, scoring a high of 39 points against West Hills...his Grossmont High team won its first-ever state playoff game last season.

RUTHERFORD CAREER HIGHS

Points: 12 vs. Pomona-Pitzer, 12/9/16
Rebounds: 14 vs. Nevada, 12/14/16
Assists: 2 vs. Pomona-Pitzer, 12/9/16
Steals: 2 vs. Milwaukee, 11/26/16
Blocks: 3 vs. Nevada, 12/14/16 & So. Dakota St, 11/25/16



**55 – BRAD GREENE (6-10, Fr., C)
Lone Pine, CA / Lone Pine HS**

Recorded career-high six points against Utah State Nov. 11...had career-high five rebounds against Pomona-Pitzer Dec. 9 and Saint Mary's Dec. 11...has hit 12 of 19 (.632) field goals on the season...three-time All-CIF player at Lone Pine High School...was co-MVP of the Desert Mountain League as a senior last season...three-time, all-league first team member...played on three league-championship teams...averaged 19.5 points, 15 rebounds and 5 blocked shots as a senior...had high-scoring game of 26 points on two occasions...also competed in high school baseball and track and field.

GREENE CAREER HIGHS

Points: 6 vs. Utah State, 11/11/16
Rebounds: 5 vs. Saint Mary's, 12/11/16 & Pomona-Pitzer, 12/9/16
Assists: 1 vs. Arizona, 12/6/16 & Pacific, 11/19/16
Steals: 1 vs. Nevada, 12/14/16 & East Tennessee State, 11/27/16
Blocks: 2 vs. Pacific, 11/19/16



RS – ELSTON JONES (6-9, Jr., F)
Goodyear, AZ / Utah State

Is a redshirt with the UCI program this season after transferring from Utah State...averaged 4.2 points and 5 rebounds for the Aggies last season and played in 59 career games over the past two years...played his high school ball at Millennium High in Goodyear, Ariz...was all-state honorable mention as a senior and first team all-league when he averaged 18 points and 13 boards per game.



RS – JUSTIN WERTNER (6-4, Fr., G)
Memphis, TN /
St. George's Independent School

Planning to redshirt this season...two-time all-state player at St. George's Independent School in Collierville, Tenn...was Division II Mr. Basketball in Tennessee in 2014-15...three-time league MVP...averaged 18.4 points and 9.7 rebounds as a senior...had a high-scoring game of 32 points.



RS – ADAM LIBERMAN (6-10, Fr., C)
Valley Village, CA / Valley Torah HS

Planning to redshirt this season...2015 graduate of San Gabriel Academy in Pasadena...previously played at Valley Torah High School in Valley Village, Calif...averaged 11.4 points, 8.7 rebounds and 2.8 blocked shots per game in 2013-14...shot 56 percent from the field...also competed in high school volleyball.

UCI'S DOUBLE-FIGURE SCORING GAMES

Player	2016-17	Career
Luke Nelson	---	67
Jaron Martin	8	32
Ioannis Dimakopoulos	6	15
Eyassu Worku	6	6
Tommy Rutherford	4	4
Max Hazzard	2	2
Jonathan Galloway	---	1
Brandon Smith	---	1
John Edgar Jr.	1	1

UCI'S DOUBLE-FIGURE REBOUNDING GAMES

Player	2016-17	Career
Jonathan Galloway	2	3
Ioannis Dimakopoulos	1	1
Tommy Rutherford	1	1

UCI'S DOUBLE-DOUBLES

Player	2016-17	Career
Ioannis Dimakopoulos	1	1

UC IRVINE'S STARTING LINEUPS IN 2016-17

GAMES	LINEUP	RECORD	LAST USED
13	Smith, Galloway, Dimakopoulos, Martin, Hazzard	5-8	12/19/16 at New Mexico State

ANTEATER TRENDS THIS SEASON.....

- UC Irvine is 2-0 when shooting at least 50 percent from the field...
- UC Irvine is 4-1 when holding the opposition to 60 points or less...
- UC Irvine is 5-4 when the opposition shoots under 40 percent from the field...
- UC Irvine is 3-1 when scoring at least 70 points...
- UC Irvine is 5-3 when leading at halftime...
- UC Irvine is 5-4 when outrebounding its opponent...
- UC Irvine is 2-2 when shooting at least 20 free throws....
- UC Irvine is 0-5 when trailing at halftime...
- UC Irvine is 0-7 when the opposition scores at least 70 points...
- UC Irvine is 0-2 when the opposition shoots at least 50 percent from the field...

THE LAST TIME UCI.....

Won a non-conference road game:	11/30/16 --- UCI 58, Santa Clara 55
Won a neutral-site game:	11/25/16 --- UCI 63, So. Dakota St. 52 (at Sioux Falls, S.D – Pentagon Showcase)
Won a conference road game:	3/5/16 --- UCI 76, UC Riverside 66
Played a single-overtime game:	12/19/16 --- New Mexico State 85, UCI 79, OT (at Las Cruces, N.M.)
Played a double-overtime game:	2/26/11 --- UCI 97, Pacific 86 (2OT) (at Irvine)
Scored 100 or more points:	11/17/13 --- 110 vs. Pacifica (73) (at Irvine)
Allowed 100 or more points:	2/9/12 --- Cal State Fullerton 100, UCI 94 (at Fullerton)
Had 50 or more rebounds:	12/18/12 --- 50 vs. LSU (at Irvine)
Had 25 or more assists:	2/17/16 --- 27 vs. Cal State Fullerton (at Fullerton)
Had 10 or more steals	1/14/16 --- 10 vs. Long Beach State (at Long Beach)
Had 10 or more blocked shots	2/13/16 --- 13 vs. CSUN (at Irvine)
Had fewer than 10 turnovers:	3/11/16 --- 7 vs. Long Beach State (at Anaheim – Big West Tournament)

THE LAST TIME A UCI PLAYER.....

Scored at least 40 points:	11/20/01 --- 41, Jerry Green vs. Pepperdine
Scored at least 30 points:	12/19/16 --- 33, Jaron Martin at New Mexico State
Hit at least 5 three-pointers:	12/19/16 --- 7, Jaron Martin at New Mexico State
Grabbed at least 15 rebounds:	3/13/15 --- 15, Will Davis II vs. UC Santa Barbara
Had at least 10 assists:	2/17/16 --- 10, Luke Nelson at Cal State Fullerton
Had at least 5 steals:	1/14/16 --- 5, Alex Young vs. Long Beach State
Had at least 5 blocked shots:	2/3/16 --- 8, Mamadou Ndiaye at Cal Poly
Recorded a double-double:	12/19/16 --- Ioannis Dimakopoulos (10 points, 11 rebounds) at New Mexico State
Recorded a 20-20 game:	1/30/82 --- Kevin Magee (29 points, 25 rebounds) vs. Long Beach State
3 UCI players scored 20 points:	1/22/11 --- Michael Wilder (24), Eric Wise (21), Darren Moore (21) vs. Long Beach State

UC IRVINE BASKETBALL

2016-17 Statistics

RECORD:	OVERALL	HOME	AWAY	NEUTRAL
ALL GAMES	(5-8)	(3-1)	(1-5)	(1-2)
CONFERENCE	(0-0)	(0-0)	(0-0)	(0-0)
NON-CONFERENCE	(5-8)	(3-1)	(1-5)	(1-2)

##	Player	GP-GS	Min--Avg	---TOTAL---			---3-PTS---			---REBOUNDS---											
				FG-FGA	Pct	3FG-FGA	Pct	FT-FTA	Pct	Off	Def	Tot	Avg	PF	FO	A	TO	Blk	Stl	Pts	Avg
00	Martin, Jaron.....	13-13	393 30.2	67-163	.411	27-73	.370	20-26	.769	6	37	43	3.3	13	0	44	31	1	12	181	13.9
12	Dimakopoulos, Ioanni	13-13	269 20.7	51-108	.472	9-24	.375	18-31	.581	13	38	51	3.9	29	0	16	13	11	3	129	9.9
24	Worku, Eyassu.....	13-0	309 23.8	38-97	.392	13-37	.351	23-31	.742	11	37	48	3.7	22	1	27	38	1	10	112	8.6
42	Rutherford, Tommy..	13-0	245 18.8	36-54	.667	0-0	.000	17-25	.680	23	46	69	5.3	36	3	4	15	16	4	89	6.8
02	Hazzard, Max.....	13-13	270 20.8	27-72	.375	10-37	.270	15-26	.577	3	27	30	2.3	22	1	17	21	1	10	79	6.1
05	Galloway, Jonathan.	13-13	280 21.5	17-39	.436	0-0	.000	18-25	.720	23	59	82	6.3	45	4	6	13	14	2	52	4.0
14	Leonard, Evan.....	13-0	226 17.4	17-62	.274	7-32	.219	9-12	.750	6	19	25	1.9	28	0	14	16	1	6	50	3.8
13	Smith, Brandon.....	13-13	265 20.4	13-40	.325	5-17	.294	7-13	.538	5	30	35	2.7	33	0	16	10	5	8	38	2.9
11	Edgar Jr., John....	13-0	168 12.9	16-37	.432	6-21	.286	0-1	.000	7	18	25	1.9	17	0	6	7	0	2	38	2.9
25	Rivers, Spencer....	11-0	117 10.6	9-29	.310	4-14	.286	5-9	.556	1	12	13	1.2	12	0	11	10	1	2	27	2.5
55	Greene, Brad.....	12-0	82 6.8	12-19	.632	0-0	.000	3-9	.333	10	20	30	2.5	24	1	2	7	4	2	27	2.3
23	Traylor, Darrian...	7-0	26 3.7	2-7	.286	2-6	.333	0-1	.000	1	4	5	0.7	2	0	2	0	0	0	6	0.9
TEAM										22	18	40	3.1	0		7				0	
Total		13	2650	305-727	.420	83-261	.318	135-209	.646	131	365	496	38.2	283	10	165	188	55	61	828	63.7
Opponents		13	2650	285-741	.385	98-286	.343	212-303	.700	134	330	464	35.7	229	5	173	143	30	80	880	67.7

TEAM STATISTICS	UCI	OPP	DATE	OPPONENT	W/L	SCORE	ATTEND
SCORING.....	828	880	11/11/16	UTAH STATE	L	56-72	1883
Points per game.....	63.7	67.7	11/14/16	SOUTH DAKOTA STATE	W	73-58	1172
Scoring margin.....	-4.0	-	11/16/16	at CAL	LOT	65-75	8104
FIELD GOALS-ATT.....	305-727	285-741	11/19/16	PACIFIC	W	72-65	1678
Field goal pct.....	.420	.385	#11/25/16	vs South Dakota State	W	63-52	1826
3 POINT FG-ATT.....	83-261	98-286	#11/26/16	vs UW Milwaukee	L	37-54	379
3-point FG pct.....	.318	.343	#11/27/16	vs East Tennessee State	L	66-72	291
3-pt FG made per game.	6.4	7.5	11/30/16	at Santa Clara	W	58-55	1082
FREE THROWS-ATT.....	135-209	212-303	12/6/16	at Arizona	L	57-79	14208
Free throw pct.....	.646	.700	12/9/16	POMONA-PITZER	W	80-53	1141
F-Throws made per game	10.4	16.3	12/11/16	at Saint Mary's (CA)	L	53-84	3207
REBOUNDS.....	496	464	12/14/16	at Nevada	L	69-76	6911
Rebounds per game....	38.2	35.7	12/19/16	at New Mexico State	LOT	79-85	3794
Rebounding margin....	+2.5	-					
ASSISTS.....	165	173					
Assists per game.....	12.7	13.3					
TURNOVERS.....	188	143					
Turnovers per game....	14.5	11.0					
Turnover margin.....	-3.5	-					
Assist/turnover ratio.	0.9	1.2					
STEALS.....	61	80					
Steals per game.....	4.7	6.2					
BLOCKS.....	55	30					
Blocks per game.....	4.2	2.3					
ATTENDANCE.....	5874	39802					
Home games-Avg/Game...	4-1468	6-6218					
Neutral site-Avg/Game.	-	3-832					

= Sanford Pentagon Showcase
^ = Don Haskins Sun Bowl Invitational
* = Big West Conference game

SCORE BY PERIODS:	1st	2nd	OT	Total
UC Irvine.....	402	416	10	- 828
Opponents.....	406	448	26	- 880

UC IRVINE GAME-BY-GAME

Opponent	Date	Score	W/L	---TOTAL---		--3-PTRS--		FT-FTA		Pct		----REBOUNDS----				PF	A	TO	Blk	Stl	Pts---Avg
				FG-FGA	Pct	3FG-FGA	Pct	Pct	Pct	Off	Def	Tot	Avg								
UTAH STATE	11/11/16	56-72	L	18-61	.295	8-29	.276	12-19	.632	13	28	41	41.0	21	15	11	3	6	56	56.0	
SOUTH DAKOTA STATE	11/14/16	73-58	W	28-61	.459	7-21	.333	10-11	.909	9	34	43	42.0	22	15	12	5	7	73	64.5	
at California	11/16/16	65-75	Lot	24-54	.444	7-21	.333	10-15	.667	4	23	27	37.0	28	10	11	5	3	65	64.7	
PACIFIC	11/19/16	72-65	W	27-53	.509	5-15	.333	13-21	.619	9	33	42	38.2	28	16	12	9	2	72	66.5	
vs South Dakota State	11/25/16	63-52	W	20-56	.357	7-26	.269	16-23	.696	15	33	48	40.2	23	10	19	4	4	63	65.8	
vs UW Milwaukee	11/26/16	37-54	L	11-43	.256	1-14	.071	14-19	.737	8	32	40	40.2	15	6	22	4	7	37	61.0	
vs East Tennessee Sta	11/27/16	66-72	L	23-55	.418	8-20	.400	12-20	.600	11	23	34	39.3	30	14	18	3	7	66	61.7	
at Santa Clara	11/30/16	58-55	W	24-44	.545	6-10	.600	4-8	.500	4	32	36	38.9	13	15	17	4	3	58	61.2	
at Arizona	12/6/16	57-79	L	21-55	.382	4-20	.200	11-20	.550	12	18	30	37.9	19	9	13	0	3	57	60.8	
POMONA-PITZER	12/9/16	80-53	W	30-61	.492	9-24	.375	11-16	.688	12	29	41	38.2	17	18	12	5	7	80	62.7	
at Saint Mary's (CA)	12/11/16	53-84	L	22-53	.415	5-14	.357	4-9	.444	9	15	24	36.9	19	9	13	4	5	53	61.8	
at Nevada	12/14/16	69-76	L	29-69	.420	5-23	.217	6-10	.600	14	34	48	37.8	24	15	11	6	7	69	62.4	
at New Mexico State	12/19/16	79-85	Lot	28-62	.452	11-24	.458	12-18	.667	11	31	42	38.2	24	13	17	3	0	79	63.7	
UC Irvine		828		305-727	.420	83-261	.318	135-209	.646	131	365	496	38.2	283	165	188	55	61	828	63.7	
Opponents		880		285-741	.385	98-286	.343	212-303	.700	134	330	464	35.7	229	173	143	30	80	880	67.7	

Games played: 13
Points/game: 63.7
FG Pct: 42.0
3FG Pct: 31.8
FT Pct: 64.6

Rebounds/game: 38.2
Assists/game: 12.7
Turnovers/game: 14.5
Assist/turnover ratio: 0.9
Steals/game: 4.7
Blocks/game: 4.2

OPPONENTS GAME-BY-GAME

Opponent	Date	Score	W/L	---TOTAL---		--3-PTRS--		FT-FTA		Pct		----REBOUNDS----				PF	A	TO	Blk	Stl	Pts---Avg
				FG-FGA	Pct	3FG-FGA	Pct	Pct	Pct	Off	Def	Tot	Avg								
UTAH STATE	11/11/16	56-72	L	25-53	.472	7-19	.368	15-21	.714	3	33	36	36.0	18	14	10	3	3	72	72.0	
SOUTH DAKOTA STATE	11/14/16	73-58	W	17-59	.288	5-30	.167	19-25	.760	13	24	37	36.5	14	7	12	0	5	58	65.0	
at California	11/16/16	65-75	Lot	19-52	.365	7-22	.318	30-42	.714	13	27	40	37.7	18	8	10	2	7	75	68.3	
PACIFIC	11/19/16	72-65	W	19-61	.311	7-18	.389	20-30	.667	13	24	37	37.5	21	12	7	0	2	65	67.5	
vs South Dakota State	11/25/16	63-52	W	14-55	.255	5-30	.167	19-26	.731	9	26	35	37.0	24	8	15	5	9	52	64.4	
vs UW Milwaukee	11/26/16	37-54	L	22-58	.379	7-19	.368	3-6	.500	6	28	34	36.5	20	15	12	2	12	54	62.7	
vs East Tennessee Sta	11/27/16	66-72	L	21-45	.467	7-20	.350	23-35	.657	6	25	31	35.7	21	15	15	1	5	72	64.0	
at Santa Clara	11/30/16	58-55	W	20-59	.339	11-27	.407	4-5	.800	5	19	24	34.2	11	14	5	3	10	55	62.9	
at Arizona	12/6/16	57-79	L	28-52	.538	8-17	.471	15-18	.833	8	24	32	34.0	19	22	13	4	6	79	64.7	
POMONA-PITZER	12/9/16	80-53	W	18-53	.340	6-19	.316	11-14	.786	8	23	31	33.7	20	10	16	3	6	53	63.5	
at Saint Mary's (CA)	12/11/16	53-84	L	27-48	.563	10-17	.588	20-25	.800	10	25	35	33.8	13	13	13	1	7	84	65.4	
at Nevada	12/14/16	69-76	L	25-63	.397	13-25	.520	13-25	.520	13	27	40	34.3	12	19	8	4	6	76	66.2	
at New Mexico State	12/19/16	79-85	Lot	30-83	.361	5-23	.217	20-31	.645	27	25	52	35.7	18	16	7	2	2	85	67.7	
Opponents		880		285-741	.385	98-286	.343	212-303	.700	134	330	464	35.7	229	173	143	30	80	880	67.7	
UC Irvine		828		305-727	.420	83-261	.318	135-209	.646	131	365	496	38.2	283	165	188	55	61	828	63.7	

Games played: 13
Points/game: 67.7
FG Pct: 38.5
3FG Pct: 34.3
FT Pct: 70.0

Rebounds/game: 35.7
Assists/game: 13.3
Turnovers/game: 11.0
Assist/turnover ratio: 1.2
Steals/game: 6.2
Blocks/game: 2.3

INDIVIDUAL GAME-BY-GAME

#00 Martin, Jaron

Opponent	Date	GS	Min	---TOTAL---		---3-PTS---		---REBOUNDS---										PF	FO	A	TO	Blk	Stl	Pts	Avg
				FG-FGA	Pct	3FG-FGA	Pct	FT-FTA	Pct	Off	Def	Tot	Avg												
UTAH STATE	11/11/16	*	28	1-10	.100	1-6	.167	0-0	.000	0	1	1	1.0	0	0	3	2	0	2	3	3.0				
SOUTH DAKOTA STATE	11/14/16	*	31	10-19	.526	4-9	.444	0-0	.000	0	4	4	2.5	0	0	3	1	0	1	24	13.5				
at California	11/16/16	*	38	10-21	.476	1-7	.143	5-8	.625	0	4	4	3.0	3	0	2	4	0	1	26	17.7				
PACIFIC	11/19/16	*	29	1-6	.167	0-3	.000	7-7	1.000	0	8	8	4.3	2	0	6	4	0	0	9	15.5				
vs South Dakota State	11/25/16	*	33	6-12	.500	4-7	.571	1-2	.500	3	5	8	5.0	2	0	4	3	0	0	17	15.8				
vs UW Milwaukee	11/26/16	*	26	1-8	.125	0-3	.000	4-4	1.000	0	2	2	4.5	0	0	2	0	0	1	6	14.2				
vs East Tennessee Stat	11/27/16	*	30	7-13	.538	3-5	.600	2-2	1.000	0	0	0	3.9	2	0	5	4	0	1	19	14.9				
at Santa Clara	11/30/16	*	32	3-9	.333	0-2	.000	0-1	.000	0	5	5	4.0	0	0	4	4	0	0	6	13.8				
at Arizona	12/6/16	*	26	5-16	.313	2-7	.286	0-0	.000	0	2	2	3.8	2	0	1	1	0	1	12	13.6				
POMONA-PITZER	12/9/16	*	21	4-5	.800	4-5	.800	0-0	.000	1	0	1	3.5	1	0	1	1	1	0	12	13.4				
at Saint Mary's (CA)	12/11/16	*	26	2-7	.286	0-2	.000	0-0	.000	0	0	0	3.2	0	0	5	3	0	2	4	12.5				
at Nevada	12/14/16	*	32	4-16	.250	1-6	.167	1-2	.500	0	2	2	3.1	1	0	6	2	0	3	10	12.3				
at New Mexico State	12/19/16	*	41	13-21	.619	7-11	.636	0-0	.000	2	4	6	3.3	0	0	2	2	0	0	33	13.9				
Totals.....			13	393	67-163	.411	27-73	.370	20-26	.769	6	37	43	3.3	13	0	44	31	1	12	181	13.9			

Games played: 13
 Minutes/game: 30.2
 Points/game: 13.9
 FG Pct: 41.1
 3FG Pct: 37.0
 FT Pct: 76.9

Rebounds/game: 3.3
 Assists/game: 3.4
 Turnovers/game: 2.4
 Assist/turnover ratio: 1.4
 Steals/game: 0.9
 Blocks/game: 0.1

#02 Hazzard, Max

Opponent	Date	GS	Min	---TOTAL---		---3-PTS---		---REBOUNDS---										PF	FO	A	TO	Blk	Stl	Pts	Avg
				FG-FGA	Pct	3FG-FGA	Pct	FT-FTA	Pct	Off	Def	Tot	Avg												
UTAH STATE	11/11/16	*	24	1-8	.125	1-4	.250	2-4	.500	0	6	6	6.0	0	0	3	2	0	0	5	5.0				
SOUTH DAKOTA STATE	11/14/16	*	19	3-4	.750	1-1	1.000	0-0	.000	0	1	1	3.5	2	0	2	1	0	2	7	6.0				
at California	11/16/16	*	20	5-7	.714	3-5	.600	0-0	.000	0	1	1	2.7	5	1	0	1	0	0	13	8.3				
PACIFIC	11/19/16	*	24	3-6	.500	1-4	.250	2-5	.400	0	6	6	3.5	2	0	3	0	0	1	9	8.5				
vs South Dakota State	11/25/16	*	19	3-7	.429	1-4	.250	0-0	.000	1	2	3	3.4	1	0	1	3	0	1	7	8.2				
vs UW Milwaukee	11/26/16	*	18	0-4	.000	0-2	.000	0-0	.000	0	1	1	3.0	1	0	0	3	0	1	0	6.8				
vs East Tennessee Stat	11/27/16	*	19	2-7	.286	1-4	.250	1-2	.500	0	2	2	2.9	1	0	1	0	0	1	6	6.7				
at Santa Clara	11/30/16	*	30	1-2	.500	1-2	.500	0-0	.000	0	2	2	2.8	3	0	1	4	0	0	3	6.3				
at Arizona	12/6/16	*	21	4-9	.444	0-3	.000	2-2	1.000	0	2	2	2.7	0	0	1	2	0	0	10	6.7				
POMONA-PITZER	12/9/16	*	17	2-8	.250	0-3	.000	3-5	.600	1	2	3	2.7	1	0	0	2	1	1	7	6.7				
at Saint Mary's (CA)	12/11/16	*	18	2-4	.500	1-2	.500	3-4	.750	0	1	1	2.5	1	0	1	0	0	1	8	6.8				
at Nevada	12/14/16	*	22	1-6	.167	0-3	.000	1-2	.500	1	1	2	2.5	2	0	1	1	0	2	3	6.5				
at New Mexico State	12/19/16	*	19	0-0	.000	0-0	.000	1-2	.500	0	0	0	2.3	3	0	3	2	0	0	1	6.1				
Totals.....			13	270	27-72	.375	10-37	.270	15-26	.577	3	27	30	2.3	22	1	17	21	1	10	79	6.1			

Games played: 13
 Minutes/game: 20.8
 Points/game: 6.1
 FG Pct: 37.5
 3FG Pct: 27.0
 FT Pct: 57.7

Rebounds/game: 2.3
 Assists/game: 1.3
 Turnovers/game: 1.6
 Assist/turnover ratio: 0.8
 Steals/game: 0.8
 Blocks/game: 0.1

#05 Galloway, Jonathan

Opponent	Date	GS	Min	---TOTAL---		---3-PTS---		---REBOUNDS---								PF	FO	A	TO	Blk	Stl	Pts	Avg
				FG-FGA	Pct	3FG-FGA	Pct	FT-FTA	Pct	Off	Def	Tot	Avg										
UTAH STATE	11/11/16	*	25	0-3	.000	0-0	.000	0-0	.000	4	1	5	5.0	1	0	0	0	2	0	0	0.0		
SOUTH DAKOTA STATE	11/14/16	*	24	1-4	.250	0-0	.000	0-0	.000	4	10	14	9.5	3	0	2	1	4	1	2	1.0		
at California	11/16/16	*	29	1-1	1.000	0-0	.000	0-0	.000	1	5	6	8.3	5	1	1	0	2	0	2	1.3		
PACIFIC	11/19/16	*	19	2-4	.500	0-0	.000	0-0	.000	0	3	3	7.0	5	1	1	1	2	0	4	2.0		
vs South Dakota State	11/25/16	*	26	2-7	.286	0-0	.000	5-8	.625	2	8	10	7.6	4	0	0	1	1	1	9	3.4		
vs UW Milwaukee	11/26/16	*	19	3-4	.750	0-0	.000	2-2	1.000	3	3	6	7.3	2	0	0	1	1	0	8	4.2		
vs East Tennessee Stat	11/27/16	*	18	0-1	.000	0-0	.000	0-1	.000	3	3	6	7.1	4	0	0	2	1	0	0	3.6		
at Santa Clara	11/30/16	*	22	2-4	.500	0-0	.000	1-2	.500	0	8	8	7.3	1	0	1	1	1	0	5	3.8		
at Arizona	12/6/16	*	24	0-0	.000	0-0	.000	3-4	.750	1	2	3	6.8	3	0	0	0	0	0	3	3.7		
POMONA-PITZER	12/9/16	*	18	3-3	1.000	0-0	.000	0-0	.000	1	4	5	6.6	3	0	1	2	0	0	6	3.9		
at Saint Mary's (CA)	12/11/16	*	21	1-1	1.000	0-0	.000	0-0	.000	1	1	2	6.2	4	0	0	2	0	0	2	3.7		
at Nevada	12/14/16	*	18	1-4	.250	0-0	.000	0-0	.000	2	6	8	6.3	5	1	0	1	0	0	2	3.6		
at New Mexico State	12/19/16	*	17	1-3	.333	0-0	.000	7-8	.875	1	5	6	6.3	5	1	0	1	0	0	9	4.0		
Totals.....			13	280	17-39	.436	0-0	.000	18-25	.720	23	59	82	6.3	45	4	6	13	14	2	52	4.0	

Games played: 13
 Minutes/game: 21.5
 Points/game: 4.0
 FG Pct: 43.6
 FT Pct: 72.0

Rebounds/game: 6.3
 Assists/game: 0.5
 Turnovers/game: 1.0
 Assist/turnover ratio: 0.5
 Steals/game: 0.2
 Blocks/game: 1.1

#11 Edgar Jr., John

Opponent	Date	GS	Min	---TOTAL---		---3-PTS---		---REBOUNDS---								PF	FO	A	TO	Blk	Stl	Pts	Avg
				FG-FGA	Pct	3FG-FGA	Pct	FT-FTA	Pct	Off	Def	Tot	Avg										
UTAH STATE	11/11/16		18	3-6	.500	1-4	.250	0-1	.000	0	0	0	0.0	4	0	1	0	0	0	7	7.0		
SOUTH DAKOTA STATE	11/14/16		16	1-3	.333	0-2	.000	0-0	.000	0	3	3	1.5	3	0	1	0	0	0	2	4.5		
at California	11/16/16		7	0-0	.000	0-0	.000	0-0	.000	0	0	0	1.0	1	0	0	0	0	0	0	3.0		
PACIFIC	11/19/16		9	0-1	.000	0-1	.000	0-0	.000	0	3	3	1.5	0	0	1	0	0	0	0	2.3		
vs South Dakota State	11/25/16		4	1-1	1.000	0-0	.000	0-0	.000	0	0	0	1.2	2	0	0	0	0	0	2	2.2		
vs UW Milwaukee	11/26/16		12	0-2	.000	0-1	.000	0-0	.000	0	2	2	1.3	1	0	2	2	0	0	0	1.8		
vs East Tennessee Stat	11/27/16		6	0-2	.000	0-1	.000	0-0	.000	1	0	1	1.3	0	0	0	0	0	0	0	1.6		
at Santa Clara	11/30/16		17	5-6	.833	3-3	1.000	0-0	.000	1	2	3	1.5	1	0	1	0	0	13	3.0			
at Arizona	12/6/16		12	1-4	.250	0-2	.000	0-0	.000	3	0	3	1.7	1	0	1	0	0	0	2	2.9		
POMONA-PITZER	12/9/16		15	2-4	.500	0-1	.000	0-0	.000	1	3	4	1.9	1	0	0	2	0	2	4	3.0		
at Saint Mary's (CA)	12/11/16		16	0-1	.000	0-1	.000	0-0	.000	0	1	1	1.8	1	0	0	1	0	0	0	2.7		
at Nevada	12/14/16		14	2-3	.667	1-1	1.000	0-0	.000	1	2	3	1.9	1	0	0	0	0	0	5	2.9		
at New Mexico State	12/19/16		22	1-4	.250	1-4	.250	0-0	.000	0	2	2	1.9	1	0	0	1	0	0	3	2.9		
Totals.....			0	168	16-37	.432	6-21	.286	0-1	.000	7	18	25	1.9	17	0	6	7	0	2	38	2.9	

Games played: 13
 Minutes/game: 12.9
 Points/game: 2.9
 FG Pct: 43.2
 3FG Pct: 28.6
 FT Pct: 0.0

Rebounds/game: 1.9
 Assists/game: 0.5
 Turnovers/game: 0.5
 Assist/turnover ratio: 0.9
 Steals/game: 0.2

#12 Dimakopoulos, Ioannis

Opponent	Date	GS	Min	---TOTAL---		---3-PTS---		---REBOUNDS---								PF	FO	A	TO	Blk	Stl	Pts	Avg
				FG-FGA	Pct	3FG-FGA	Pct	FT-FTA	Pct	Off	Def	Tot	Avg										
UTAH STATE	11/11/16	*	17	3-7	.429	1-3	.333	3-4	.750	1	3	4	4.0	1	0	1	2	0	1	10	10.0		
SOUTH DAKOTA STATE	11/14/16	*	18	2-4	.500	0-0	.000	4-5	.800	0	4	4	4.0	3	0	1	1	0	0	8	9.0		
at California	11/16/16	*	29	3-8	.375	2-4	.500	0-0	.000	0	1	1	3.0	3	0	3	0	0	0	8	8.7		
PACIFIC	11/19/16	*	24	9-13	.692	1-1	1.000	1-3	.333	0	1	1	2.5	4	0	2	2	2	0	20	11.5		
vs South Dakota State	11/25/16	*	22	3-8	.375	0-1	.000	1-2	.500	2	4	6	3.2	3	0	1	1	0	0	7	10.6		
vs UW Milwaukee	11/26/16	*	9	1-4	.250	0-1	.000	0-0	.000	0	1	1	2.8	0	0	0	3	1	0	2	9.2		
vs East Tennessee Stat	11/27/16	*	24	7-14	.500	3-5	.600	4-6	.667	3	6	9	3.7	4	0	1	0	0	1	21	10.9		
at Santa Clara	11/30/16	*	21	7-12	.583	1-2	.500	0-0	.000	2	2	4	3.8	1	0	0	1	1	0	15	11.4		
at Arizona	12/6/16	*	13	1-4	.250	0-0	.000	2-4	.500	1	2	3	3.7	2	0	1	1	0	0	4	10.6		
POMONA-PITZER	12/9/16	*	19	3-5	.600	0-1	.000	2-4	.500	0	3	3	3.6	0	0	3	0	1	0	8	10.3		
at Saint Mary's (CA)	12/11/16	*	19	1-8	.125	0-1	.000	0-0	.000	0	1	1	3.4	3	0	1	1	2	1	2	9.5		
at Nevada	12/14/16	*	21	7-9	.778	0-2	.000	0-0	.000	2	1	3	3.3	2	0	2	1	2	0	14	9.9		
at New Mexico State	12/19/16	*	33	4-12	.333	1-3	.333	1-3	.333	2	9	11	3.9	3	0	0	0	2	0	10	9.9		
Totals.....			13	269	51-108	.472	9-24	.375	18-31	.581	13	38	51	3.9	29	0	16	13	11	3	129	9.9	

Games played: 13
 Minutes/game: 20.7
 Points/game: 9.9
 FG Pct: 47.2
 3FG Pct: 37.5
 FT Pct: 58.1

Rebounds/game: 3.9
 Assists/game: 1.2
 Turnovers/game: 1.0
 Assist/turnover ratio: 1.2
 Steals/game: 0.2
 Blocks/game: 0.8

#13 Smith, Brandon

Opponent	Date	GS	Min	---TOTAL---		---3-PTS---		---REBOUNDS---								PF	FO	A	TO	Blk	Stl	Pts	Avg
				FG-FGA	Pct	3FG-FGA	Pct	FT-FTA	Pct	Off	Def	Tot	Avg										
UTAH STATE	11/11/16	*	20	1-5	.200	1-3	.333	1-2	.500	0	5	5	5.0	2	0	0	0	0	2	4	4.0		
SOUTH DAKOTA STATE	11/14/16	*	23	1-4	.250	1-2	.500	1-1	1.000	2	3	5	5.0	1	0	3	0	0	1	4	4.0		
at California	11/16/16	*	39	2-3	.667	0-0	.000	3-5	.600	0	4	4	4.7	3	0	2	4	1	1	7	5.0		
PACIFIC	11/19/16	*	27	2-4	.500	1-2	.500	0-1	.000	2	1	3	4.3	4	0	2	0	1	1	5	5.0		
vs South Dakota State	11/25/16	*	4	0-0	.000	0-0	.000	0-0	.000	0	0	0	3.4	3	0	1	0	0	0	0	4.0		
vs UW Milwaukee	11/26/16	*	11	0-0	.000	0-0	.000	0-2	.000	0	2	2	3.2	3	0	0	0	0	1	0	3.3		
vs East Tennessee Stat	11/27/16	*	18	0-2	.000	0-0	.000	0-0	.000	0	4	4	3.3	4	0	0	2	1	1	0	2.9		
at Santa Clara	11/30/16	*	23	0-0	.000	0-0	.000	0-0	.000	0	2	2	3.1	1	0	1	1	1	1	0	2.5		
at Arizona	12/6/16	*	12	0-0	.000	0-0	.000	0-0	.000	0	0	0	2.8	4	0	0	1	0	0	0	2.2		
POMONA-PITZER	12/9/16	*	13	2-4	.500	1-3	.333	0-0	.000	0	2	2	2.7	0	0	2	0	0	0	5	2.5		
at Saint Mary's (CA)	12/11/16	*	15	2-5	.400	1-2	.500	0-0	.000	0	0	0	2.5	2	0	0	1	0	0	5	2.7		
at Nevada	12/14/16	*	30	3-9	.333	0-3	.000	2-2	1.000	1	4	5	2.7	2	0	3	0	1	0	8	3.2		
at New Mexico State	12/19/16	*	30	0-4	.000	0-2	.000	0-0	.000	0	3	3	2.7	4	0	2	1	0	0	0	2.9		
Totals.....			13	265	13-40	.325	5-17	.294	7-13	.538	5	30	35	2.7	33	0	16	10	5	8	38	2.9	

Games played: 13
 Minutes/game: 20.4
 Points/game: 2.9
 FG Pct: 32.5
 3FG Pct: 29.4
 FT Pct: 53.8

Rebounds/game: 2.7
 Assists/game: 1.2
 Turnovers/game: 0.8
 Assist/turnover ratio: 1.6
 Steals/game: 0.6
 Blocks/game: 0.4

#14 Leonard, Evan

Opponent	Date	GS	Min	---TOTAL---		---3-PTS---		---REBOUNDS---								PF	FO	A	TO	Blk	Stl	Pts	Avg
				FG-FGA	Pct	3FG-FGA	Pct	FT-FTA	Pct	Off	Def	Tot	Avg										
UTAH STATE	11/11/16		18	2-7	.286	1-4	.250	3-3	1.000	0	3	3	3.0	4	0	2	1	0	1	8	8.0		
SOUTH DAKOTA STATE	11/14/16		20	3-7	.429	1-4	.250	2-2	1.000	0	1	1	2.0	1	0	0	1	0	2	9	8.5		
at California	11/16/16		30	1-8	.125	1-4	.250	0-0	.000	2	1	3	2.3	2	0	2	2	0	1	3	6.7		
PACIFIC	11/19/16		4	0-1	.000	0-1	.000	0-0	.000	0	0	0	1.8	3	0	0	0	0	0	0	5.0		
vs South Dakota State	11/25/16		13	1-3	.333	0-2	.000	0-0	.000	1	1	2	1.8	1	0	0	1	0	0	2	4.4		
vs UW Milwaukee	11/26/16		26	3-7	.429	1-2	.500	0-0	.000	0	5	5	2.3	2	0	1	3	0	0	7	4.8		
vs East Tennessee Stat	11/27/16		26	2-8	.250	1-4	.250	2-2	1.000	1	0	1	2.1	4	0	2	2	1	1	7	5.1		
at Santa Clara	11/30/16		16	2-3	.667	1-1	1.000	0-0	.000	0	1	1	2.0	3	0	3	0	0	0	5	5.1		
at Arizona	12/6/16		19	1-3	.333	0-1	.000	2-5	.400	0	1	1	1.9	1	0	2	3	0	0	4	5.0		
POMONA-PITZER	12/9/16		23	1-7	.143	1-4	.250	0-0	.000	1	2	3	2.0	1	0	2	1	0	1	3	4.8		
at Saint Mary's (CA)	12/11/16		13	1-3	.333	0-1	.000	0-0	.000	1	0	1	1.9	2	0	0	1	0	0	2	4.5		
at Nevada	12/14/16		10	0-4	.000	0-3	.000	0-0	.000	0	3	3	2.0	3	0	0	0	0	0	0	4.2		
at New Mexico State	12/19/16		8	0-1	.000	0-1	.000	0-0	.000	0	1	1	1.9	1	0	0	1	0	0	0	3.8		
Totals.....			0	226	17-62	.274	7-32	.219	9-12	.750	6	19	25	1.9	28	0	14	16	1	6	50	3.8	

Games played: 13
 Minutes/game: 17.4
 Points/game: 3.8
 FG Pct: 27.4
 3FG Pct: 21.9
 FT Pct: 75.0

Rebounds/game: 1.9
 Assists/game: 1.1
 Turnovers/game: 1.2
 Assist/turnover ratio: 0.9
 Steals/game: 0.5
 Blocks/game: 0.1

#23 Traylor, Darrian

Opponent	Date	GS	Min	---TOTAL---		---3-PTS---		---REBOUNDS---								PF	FO	A	TO	Blk	Stl	Pts	Avg
				FG-FGA	Pct	3FG-FGA	Pct	FT-FTA	Pct	Off	Def	Tot	Avg										
UTAH STATE	11/11/16		5	0-0	.000	0-0	.000	0-0	.000	0	0	0	0.0	1	0	2	0	0	0	0	0.0		
SOUTH DAKOTA STATE	11/14/16		2	0-0	.000	0-0	.000	0-0	.000	0	0	0	0.0	0	0	0	0	0	0	0	0.0		
PACIFIC	11/19/16		0	0-0	.000	0-0	.000	0-0	.000	0	1	1	0.3	0	0	0	0	0	0	0	0.0		
vs UW Milwaukee	11/26/16		4	0-1	.000	0-1	.000	0-0	.000	0	0	0	0.3	0	0	0	0	0	0	0	0.0		
at Arizona	12/6/16		4	0-2	.000	0-2	.000	0-0	.000	0	0	0	0.2	0	0	0	0	0	0	0	0.0		
POMONA-PITZER	12/9/16		8	1-2	.500	1-1	1.000	0-0	.000	0	2	2	0.5	1	0	0	0	0	0	3	0.5		
at Saint Mary's (CA)	12/11/16		3	1-2	.500	1-2	.500	0-1	.000	1	1	2	0.7	0	0	0	0	0	0	3	0.9		
Totals.....			0	26	2-7	.286	2-6	.333	0-1	.000	1	4	5	0.7	2	0	2	0	0	0	6	0.9	

Games played: 7
 Minutes/game: 3.7
 Points/game: 0.9
 FG Pct: 28.6
 3FG Pct: 33.3
 FT Pct: 0.0

Rebounds/game: 0.7
 Assists/game: 0.3
 Assist/turnover ratio: 99.9

#24 Worku, Eyassu

Opponent	Date	GS	Min	---TOTAL---		---3-PTS---		FT-FTA	Pct	---REBOUNDS---				PF	FO	A	TO	Blk	Stl	Pts	Avg
				FG-FGA	Pct	3FG-FGA	Pct			Off	Def	Tot	Avg								
UTAH STATE	11/11/16		25	4-12	.333	2-5	.400	1-2	.500	1	4	5	5.0	1	0	2	2	0	0	11	11.0
SOUTH DAKOTA STATE	11/14/16		24	2-7	.286	0-3	.000	3-3	1.000	0	4	4	4.5	3	0	3	4	0	0	7	9.0
at California	11/16/16		10	1-4	.250	0-1	.000	0-0	.000	0	2	2	3.7	0	0	0	0	1	0	2	6.7
PACIFIC	11/19/16		23	2-4	.500	0-1	.000	0-1	.000	1	3	4	3.8	0	0	0	2	0	0	4	6.0
vs South Dakota State	11/25/16		28	3-11	.273	2-8	.250	7-8	.875	2	5	7	4.4	3	0	0	5	0	2	15	7.8
vs UW Milwaukee	11/26/16		29	1-6	.167	0-2	.000	6-6	1.000	1	4	5	4.5	2	0	1	5	0	2	8	7.8
vs East Tennessee Stat	11/27/16		23	0-2	.000	0-1	.000	0-2	.000	0	2	2	4.1	5	1	4	1	0	0	0	6.7
at Santa Clara	11/30/16		18	1-2	.500	0-0	.000	1-2	.500	0	4	4	4.1	2	0	5	4	0	1	3	6.3
at Arizona	12/6/16		21	3-8	.375	0-1	.000	0-1	.000	1	1	2	3.9	0	0	0	2	0	1	6	6.2
POMONA-PITZER	12/9/16		22	5-10	.500	2-4	.500	0-0	.000	1	3	4	3.9	3	0	3	2	0	2	12	6.8
at Saint Mary's (CA)	12/11/16		30	6-10	.600	2-3	.667	0-0	.000	1	2	3	3.8	0	0	1	2	0	1	14	7.5
at Nevada	12/14/16		23	7-13	.538	3-5	.600	2-2	1.000	2	2	4	3.8	2	0	2	3	0	1	19	8.4
at New Mexico State	12/19/16		33	3-8	.375	2-3	.667	3-4	.750	1	1	2	3.7	1	0	6	6	0	0	11	8.6
Totals.....		0	309	38-97	.392	13-37	.351	23-31	.742	11	37	48	3.7	22	1	27	38	1	10	112	8.6

Games played: 13
 Minutes/game: 23.8
 Points/game: 8.6
 FG Pct: 39.2
 3FG Pct: 35.1
 FT Pct: 74.2

Rebounds/game: 3.7
 Assists/game: 2.1
 Turnovers/game: 2.9
 Assist/turnover ratio: 0.7
 Steals/game: 0.8
 Blocks/game: 0.1

#25 Rivers, Spencer

Opponent	Date	GS	Min	---TOTAL---		---3-PTS---		FT-FTA	Pct	---REBOUNDS---				PF	FO	A	TO	Blk	Stl	Pts	Avg
				FG-FGA	Pct	3FG-FGA	Pct			Off	Def	Tot	Avg								
SOUTH DAKOTA STATE	11/14/16		2	1-1	1.000	0-0	.000	0-0	.000	0	0	0	0.0	2	0	0	0	0	0	2	2.0
PACIFIC	11/19/16		14	3-4	.750	2-2	1.000	0-0	.000	0	0	0	0.0	1	0	0	0	0	0	8	5.0
vs South Dakota State	11/25/16		26	0-5	.000	0-4	.000	2-3	.667	1	3	4	1.3	3	0	3	1	0	0	2	4.0
vs UW Milwaukee	11/26/16		13	0-4	.000	0-2	.000	1-2	.500	0	1	1	1.3	2	0	0	2	0	0	1	3.3
vs East Tennessee Stat	11/27/16		5	0-1	.000	0-0	.000	0-0	.000	0	0	0	1.0	0	0	1	1	0	1	0	2.6
at Santa Clara	11/30/16		1	0-0	.000	0-0	.000	0-0	.000	0	0	0	0.8	0	0	0	0	0	0	0	2.2
at Arizona	12/6/16		17	2-4	.500	2-4	.500	2-4	.500	0	4	4	1.3	2	0	1	1	0	0	8	3.0
POMONA-PITZER	12/9/16		17	2-6	.333	0-2	.000	0-0	.000	0	0	0	1.1	0	0	4	1	0	1	4	3.1
at Saint Mary's (CA)	12/11/16		14	1-4	.250	0-0	.000	0-0	.000	0	2	2	1.2	1	0	1	2	1	0	2	3.0
at Nevada	12/14/16		3	0-0	.000	0-0	.000	0-0	.000	0	0	0	1.1	1	0	1	1	0	0	0	2.7
at New Mexico State	12/19/16		5	0-0	.000	0-0	.000	0-0	.000	0	2	2	1.2	0	0	0	1	0	0	0	2.5
Totals.....		0	117	9-29	.310	4-14	.286	5-9	.556	1	12	13	1.2	12	0	11	10	1	2	27	2.5

Games played: 11
 Minutes/game: 10.6
 Points/game: 2.5
 FG Pct: 31.0
 3FG Pct: 28.6
 FT Pct: 55.6

Rebounds/game: 1.2
 Assists/game: 1.0
 Turnovers/game: 0.9
 Assist/turnover ratio: 1.1
 Steals/game: 0.2
 Blocks/game: 0.1

#42 Rutherford, Tommy

Opponent	Date	GS	Min	---TOTAL---		---3-PTS---		FT-FTA	Pct	---REBOUNDS---				PF	FO	A	TO	Blk	Stl	Pts	Avg
				FG-FGA	Pct	3FG-FGA	Pct			Off	Def	Tot	Avg								
UTAH STATE	11/11/16		13	1-1	1.000	0-0	.000	0-0	.000	3	1	4	4.0	5	1	1	2	1	0	2	2.0
SOUTH DAKOTA STATE	11/14/16		16	3-5	.600	0-0	.000	0-0	.000	1	1	2	3.0	2	0	0	1	1	0	6	4.0
at California	11/16/16		19	1-2	.500	0-0	.000	2-2	1.000	1	3	4	3.3	4	0	0	0	1	0	4	4.0
PACIFIC	11/19/16		18	4-7	.571	0-0	.000	3-4	.750	1	2	3	3.3	2	0	0	1	2	0	11	5.8
vs South Dakota State	11/25/16		25	1-2	.500	0-0	.000	0-0	.000	1	4	5	3.6	1	0	0	2	3	0	2	5.0
vs UW Milwaukee	11/26/16		24	2-2	1.000	0-0	.000	0-1	.000	1	7	8	4.3	1	0	0	2	2	2	4	4.8
vs East Tennessee Stat	11/27/16		22	3-3	1.000	0-0	.000	3-3	1.000	3	3	6	4.6	2	0	0	3	0	0	9	5.4
at Santa Clara	11/30/16		18	2-5	.400	0-0	.000	2-3	.667	0	5	5	4.6	1	0	0	0	0	1	6	5.5
at Arizona	12/6/16		22	2-3	.667	0-0	.000	0-0	.000	2	2	4	4.6	2	0	1	1	0	1	4	5.3
POMONA-PITZER	12/9/16		15	3-4	.750	0-0	.000	6-7	.857	1	3	4	4.5	3	0	2	0	2	0	12	6.0
at Saint Mary's (CA)	12/11/16		16	5-7	.714	0-0	.000	1-2	.500	2	2	4	4.5	3	0	0	0	0	0	11	6.5
at Nevada	12/14/16		23	3-4	.750	0-0	.000	0-2	.000	3	11	14	5.3	5	1	0	1	3	0	6	6.4
at New Mexico State	12/19/16		14	6-9	.667	0-0	.000	0-1	.000	4	2	6	5.3	5	1	0	2	1	0	12	6.8
Totals.....		0	245	36-54	.667	0-0	.000	17-25	.680	23	46	69	5.3	36	3	4	15	16	4	89	6.8

Games played: 13
 Minutes/game: 18.8
 Points/game: 6.8
 FG Pct: 66.7
 FT Pct: 68.0

Rebounds/game: 5.3
 Assists/game: 0.3
 Turnovers/game: 1.2
 Assist/turnover ratio: 0.3
 Steals/game: 0.3
 Blocks/game: 1.2

#55 Greene, Brad

Opponent	Date	GS	Min	---TOTAL---		---3-PTS---		---REBOUNDS---								PF	FO	A	TO	Blk	Stl	Pts	Avg
				FG-FGA	Pct	3FG-FGA	Pct	FT-FTA	Pct	Off	Def	Tot	Avg										
UTAH STATE	11/11/16		7	2-2	1.000	0-0	.000	2-3	.667	1	3	4	4.0	2	0	0	0	0	0	0	6	6.0	
SOUTH DAKOTA STATE	11/14/16		5	1-3	.333	0-0	.000	0-0	.000	1	0	1	2.5	2	0	0	0	0	0	0	2	4.0	
at California	11/16/16		4	0-0	.000	0-0	.000	0-0	.000	0	1	1	2.0	2	0	0	0	0	0	0	0	2.7	
PACIFIC	11/19/16		9	1-3	.333	0-0	.000	0-0	.000	3	1	4	2.5	5	1	1	1	2	0	2	2.5		
vs UW Milwaukee	11/26/16		9	0-1	.000	0-0	.000	1-2	.500	0	2	2	2.4	1	0	0	1	0	0	1	2.2		
vs East Tennessee Stat	11/27/16		9	2-2	1.000	0-0	.000	0-2	.000	0	2	2	2.3	4	0	0	3	0	1	4	2.5		
at Santa Clara	11/30/16		2	1-1	1.000	0-0	.000	0-0	.000	0	1	1	2.1	0	0	0	0	1	0	2	2.4		
at Arizona	12/6/16		9	2-2	1.000	0-0	.000	0-0	.000	2	1	3	2.3	2	0	1	0	0	0	4	2.6		
POMONA-PITZER	12/9/16		12	2-3	.667	0-0	.000	0-0	.000	1	4	5	2.6	3	0	0	1	0	0	4	2.8		
at Saint Mary's (CA)	12/11/16		9	0-1	.000	0-0	.000	0-2	.000	2	3	5	2.8	2	0	0	0	1	0	0	2.5		
at Nevada	12/14/16		4	1-1	1.000	0-0	.000	0-0	.000	0	2	2	2.7	0	0	0	1	0	1	2	2.5		
at New Mexico State	12/19/16		3	0-0	.000	0-0	.000	0-0	.000	0	0	0	2.5	1	0	0	0	0	0	0	2.3		
Totals.....		0	82	12-19	.632	0-0	.000	3-9	.333	10	20	30	2.5	24	1	2	7	4	2	27	2.3		

Games played: 12
 Minutes/game: 6.8
 Points/game: 2.3
 FG Pct: 63.2
 FT Pct: 33.3

Rebounds/game: 2.5
 Assists/game: 0.2
 Turnovers/game: 0.6
 Assist/turnover ratio: 0.3
 Steals/game: 0.2
 Blocks/game: 0.3

2016-17 BOX SCORES

NEW MEXICO STATE 85, UC IRVINE 79 (OT) Las Cruces, N.M. – Dec. 19, 2016

Official Basketball Box Score -- Game Totals -- Final Statistics
UC Irvine vs New Mexico State
12/19/16 7 p.m. at Pan American Center

VISITORS: UC Irvine 5-8, 0-0 BWC		HOME TEAM: New Mexico State 11-2, 0-0 WAC													
TOT-FG 3-PT		TOT-FG 3-PT													
REBOUNDS		REBOUNDS													
##	Player Name	FG-FGA	FG-FGA	FT-FTA	OF	DE	TOT	PF	TP	A	TO	BLK	S	MIN	
05	Galloway, Jonathan..	f	1-3	0-0	7-8	1	5	6	5	9	0	1	0	0	17
13	Smith, Brandon.....	f	0-4	0-2	0-0	0	3	3	4	0	2	1	0	0	30
12	Dimakopoulos,Ioannis	c	4-12	1-3	1-3	2	9	11	3	10	0	0	2	0	33
00	Martin, Jaron.....	g	13-21	7-11	0-0	2	4	6	0	33	2	2	0	0	41
02	Hazzard, Max.....	g	0-0	0-0	1-2	0	0	0	3	1	3	2	0	0	19
11	Edgar Jr., John.....	g	1-4	1-4	0-0	0	2	2	1	3	0	1	0	0	22
14	Leonard, Evan.....	g	0-1	0-1	0-0	0	1	1	1	0	0	1	0	0	8
24	Worku, Eyassu.....	g	3-8	2-3	3-4	1	1	2	1	11	6	6	0	0	33
25	Rivers, Spencer.....	g	0-0	0-0	0-0	0	2	2	0	0	1	0	0	0	5
42	Rutherford, Tommy...	g	6-9	0-0	0-1	4	2	6	5	12	0	2	1	0	14
55	Greene, Brad.....	g	0-0	0-0	0-0	0	0	0	1	0	0	0	0	0	3
TEAM.....						1		2		3					
Totals.....		28-62		11-24		12-18		11		31		42		24 79 13 17 3 0 225	

TOTAL FG% 1st Half: 11-25 44.0% 2nd Half: 14-28 50.0% OT: 3-9 33.3% Game: 45.2%
3-Pt. FG% 1st Half: 7-11 63.6% 2nd Half: 3-6 50.0% OT: 1-7 14.3% Game: 45.8%
F Throw % 1st Half: 10-15 66.7% 2nd Half: 2-3 66.7% OT: 0-0 0.0% Game: 66.7%

HOME TEAM: New Mexico State 11-2, 0-0 WAC		HOME TEAM: Saint Mary's (CA) 84 (7-1)													
TOT-FG 3-PT		TOT-FG 3-PT													
REBOUNDS		REBOUNDS													
##	Player Name	FG-FGA	FG-FGA	FT-FTA	OF	DE	TOT	PF	TP	A	TO	BLK	S	MIN	
11	Wilkins, Johnathan..	f	3-8	0-0	3-3	3	0	3	5	9	1	1	0	0	22
22	Chuha, Eli.....	f	3-9	0-0	4-9	9	3	12	1	10	1	3	1	0	26
01	Haley, Jermaine.....	g	1-3	0-2	3-4	1	2	3	1	5	1	1	0	1	30
02	Huggins, Braxton...	g	7-17	5-11	5-6	1	5	6	1	24	1	1	0	0	37
04	Baker, Ian.....	g	3-17	0-7	2-2	2	3	5	3	8	1	0	1	1	39
10	Jones, Jemerrio.....	g	10-22	0-1	3-4	9	9	18	1	23	1	0	0	0	36
15	Garza, Joe.....	g	0-1	0-1	0-0	0	0	0	3	0	2	0	0	0	6
17	Bhullar, Tanveer...	g	1-3	0-0	0-3	0	1	1	2	2	0	0	0	0	6
24	Taylor, Matt.....	g	2-3	0-1	0-0	0	0	0	1	4	1	0	0	0	23
TEAM.....						2		4		4					
Totals.....		30-83		5-23		20-31		27		25		52		18 85 16 7 2 2 225	

TOTAL FG% 1st Half: 15-43 34.9% 2nd Half: 11-33 33.3% OT: 4-7 57.1% Game: 36.1%
3-Pt. FG% 1st Half: 1-11 9.1% 2nd Half: 2-9 22.2% OT: 2-3 66.7% Game: 21.7%
F Throw % 1st Half: 7-13 53.8% 2nd Half: 10-14 71.4% OT: 3-4 75.0% Game: 64.5%

Officials: Chris Rastatter, Ruben Ramos, Ryan McDaniel
Technical fouls: UC Irvine-None. New Mexico State-None.
Attendance: 3794
Score by Periods 1st 2nd OT Total
UC Irvine..... 39 33 7 - 79
New Mexico State..... 38 34 13 - 85

NEVADA 76, UC IRVINE 69 Reno, Nevada – Dec. 14, 2016

Official Basketball Box Score -- Game Totals -- Final Statistics
UC Irvine vs Nevada
12/14/16 7:00 PM at Reno, Nev. (Lawlor Events Center)

VISITORS: UC Irvine 5-7		HOME TEAM: Nevada 9-2													
TOT-FG 3-PT		TOT-FG 3-PT													
REBOUNDS		REBOUNDS													
##	Player Name	FG-FGA	FG-FGA	FT-FTA	OF	DE	TOT	PF	TP	A	TO	BLK	S	MIN	
05	Galloway, Jonathan..	f	1-4	0-0	0-0	2	6	8	5	2	0	1	0	0	18
13	Smith, Brandon.....	f	3-9	0-3	2-2	1	4	5	2	8	3	1	0	0	30
12	Dimakopoulos,Ioannis	c	7-9	0-2	0-0	2	1	3	2	14	2	1	2	0	21
00	Martin, Jaron.....	g	4-16	1-6	1-2	0	2	2	1	10	6	2	0	0	32
02	Hazzard, Max.....	g	1-6	0-3	1-2	1	1	2	2	3	1	1	0	0	22
11	Edgar Jr., John.....	g	2-3	1-1	0-0	1	2	3	1	5	0	0	0	0	14
14	Leonard, Evan.....	g	0-4	0-3	0-0	0	3	3	3	0	0	0	0	0	10
24	Worku, Eyassu.....	g	7-13	3-5	2-2	2	2	4	2	19	2	3	0	1	23
25	Rivers, Spencer.....	g	0-0	0-0	0-0	0	0	0	1	0	1	0	0	0	3
42	Rutherford, Tommy...	g	3-4	0-0	0-2	3	11	14	5	6	0	1	3	0	23
55	Greene, Brad.....	g	1-1	0-0	0-0	0	2	2	0	2	0	1	0	1	4
TEAM.....						2		4		4					
Totals.....		29-69		5-23		6-10		14		34		48		24 69 15 11 6 7 200	

TOTAL FG% 1st Half: 17-40 42.5% 2nd Half: 12-29 41.4% Game: 42.0% DEADB
3-Pt. FG% 1st Half: 2-11 18.2% 2nd Half: 3-12 25.0% Game: 21.7% REBS
F Throw % 1st Half: 0-0 0.0% 2nd Half: 6-10 60.0% Game: 60.0% 3

HOME TEAM: Nevada 9-2		HOME TEAM: UC Irvine 5-5													
TOT-FG 3-PT		TOT-FG 3-PT													
REBOUNDS		REBOUNDS													
##	Player Name	FG-FGA	FG-FGA	FT-FTA	OF	DE	TOT	PF	TP	A	TO	BLK	S	MIN	
00	OLIVER, Cameron.....	f	6-13	4-4	2-5	2	7	9	4	18	1	2	3	1	30
24	CAROLINE, Jordan...	f	4-16	0-3	7-8	6	7	13	3	15	5	0	0	0	36
01	MARSHALL, Marcus...	g	6-10	5-8	0-2	0	3	3	1	17	3	1	0	3	38
14	DREW, Lindsey.....	g	4-6	3-3	1-2	1	0	1	2	12	6	0	1	0	36
33	HALL, Josh.....	g	1-4	0-1	0-0	1	2	3	0	2	1	0	0	0	12
02	KING III, Leland...	g	1-6	0-3	0-1	2	3	5	2	2	0	2	0	0	15
15	FENNER, D.J.....	g	3-8	1-3	3-7	0	4	4	0	10	3	2	0	2	33
22	KYLE, David.....	g	0-0	0-0	0-0	0	0	0	0	0	0	0	0	0	0+
TEAM.....						1		2		1					
Totals.....		25-63		13-25		13-25		17		27		40		12 76 19 8 4 6 200	

TOTAL FG% 1st Half: 14-35 40.0% 2nd Half: 11-28 39.3% Game: 39.7% DEADB
3-Pt. FG% 1st Half: 10-17 58.8% 2nd Half: 3-8 37.5% Game: 52.0% REBS
F Throw % 1st Half: 4-7 57.1% 2nd Half: 9-18 50.0% Game: 52.0% 3

Officials: Mike Reed, Bob Staffen, Glen Mayberry
Technical fouls: UC Irvine-None. Nevada-OLIVER, Cameron.
Attendance: 6911
Score by Periods 1st 2nd Total
UC Irvine..... 36 33 - 69
Nevada..... 42 34 - 76

SAINT MARY'S 84, UC IRVINE 53 Moraga, Calif. – Dec. 11, 2016

Official Basketball Box Score -- Game Totals -- Final Statistics
UC Irvine vs Saint Mary's (CA)
12/11/16 5:00 PM at Moraga, CA

VISITORS: UC Irvine 53 (5-6)		HOME TEAM: Saint Mary's (CA) 84 (7-1)													
TOT-FG 3-PT		TOT-FG 3-PT													
REBOUNDS		REBOUNDS													
##	Player Name	FG-FGA	FG-FGA	FT-FTA	OF	DE	TOT	PF	TP	A	TO	BLK	S	MIN	
00	Hazzard, Jaron.....	* f	2-7	0-2	0-0	0	0	0	0	4	5	3	0	2	26
02	Hazzard, Max.....	* f	2-4	1-2	3-4	0	1	1	1	8	1	0	0	1	18
05	Galloway, Jonathan..	* f	1-1	0-0	0-0	1	1	2	4	2	0	2	0	0	21
12	Dimakopoulos,Ioannis	* c	1-8	0-1	0-0	0	1	1	3	2	1	1	2	1	19
13	Smith, Brandon.....	* f	2-5	1-2	0-0	0	0	0	2	5	0	1	0	0	15
11	Edgar Jr., John.....	g	0-1	0-1	0-0	0	1	1	1	0	0	1	0	0	16
14	Leonard, Evan.....	g	1-3	0-1	0-0	1	0	1	2	2	0	1	0	0	13
23	Traylor, Darrian...	g	1-2	1-2	0-1	1	1	2	0	3	0	0	0	0	3
24	Worku, Eyassu.....	g	6-10	2-3	0-0	1	2	3	0	14	1	2	0	1	30
25	Rivers, Spencer.....	g	1-4	0-0	0-0	0	2	2	1	2	1	2	1	0	14
42	Rutherford, Tommy...	g	5-7	0-0	1-2	2	2	4	3	11	0	0	0	0	16
55	Greene, Brad.....	g	0-1	0-0	0-2	2	3	5	2	0	0	1	0	0	9
TEAM.....						1		2		1					
Totals.....		22-53		5-14		4-9		9		15		24		19 53 9 13 4 5 200	

TOTAL FG% 1st Half: 10-26 38.5% 2nd Half: 12-27 44.4% Game: 41.5% DEADB
3-Pt. FG% 1st Half: 3-6 50.0% 2nd Half: 2-8 25.0% Game: 35.7% REBS
F Throw % 1st Half: 2-2 100% 2nd Half: 2-7 28.6% Game: 44.4% 2

HOME TEAM: Saint Mary's (CA) 84 (7-1)		HOME TEAM: UC Irvine 53 (5-6)													
TOT-FG 3-PT		TOT-FG 3-PT													
REBOUNDS		REBOUNDS													
##	Player Name	FG-FGA	FG-FGA	FT-FTA	OF	DE	TOT	PF	TP	A	TO	BLK	S	MIN	
24	Hermanson, Calvin...	f	2-3	1-1	4-4	0	3	3	1	9	1	1	0	0	28
21	Fitzner, Evan.....	c	4-6	2-4	2-2	1	5	6	1	12	1	1	0	0	30
34	Landale, Jock.....	c	4-9	1-1	6-8	1	6	7	3	15	3	2	0	1	21
03	Naar, Emmett.....	g	4-7	2-4	0-0	0	2	2	0	10	2	2	0	2	27
25	Rahon, Joe.....	g	3-8	0-2	2-2	1	0	1	2	8	5	3	1	1	35
00	Krebs, Tanner.....	g	0-0	0-0	0-0	0	0	0	1	0	0	0	0	0	5
01	Hunter, Jordan.....	g	1-2	1-1	3-4	0	3	3	2	6	0	0	0	1	5
02	Gonzalez, Stefan...	g	2-4	1-2	0-0	0	1	1	0	5	0	1	0	0	10
15	Sheets, Dan.....	g	0-0	0-0	0-0	0	0	0	0	0	0	0	0	0	1
22	Pineau, Dame.....	g	3-												

ARIZONA 79, UC IRVINE 57

Tucson, Ariz. – Dec. 6, 2016

Official Basketball Box Score -- Game Totals -- Final Statistics

UC Irvine vs Arizona
12/6/16 8:00 p.m. at Olson Court, McKale Center

VISITORS: UC Irvine 4-5		TOT-FG	3-PT	REBOUNDS										
##	Player Name	FG-FGA	FG-FGA	FT-FTA	OF	DE	TOT	PF	TP	A	TO	BLK	S	MIN
05	Galloway, Jonathan..	f	0-0	0-0	3-4	1	2	3	3	0	0	0	0	24
13	Smith, Brandon.....	f	0-0	0-0	0-0	0	0	0	4	0	0	1	0	12
12	Dimakopoulos,Ioannis	c	1-4	0-0	2-4	1	2	3	2	4	1	1	0	13
00	Martin, Jaron.....	g	5-16	2-7	0-0	0	2	2	2	12	1	1	0	126
02	Hazzard, Max.....	g	4-9	0-3	2-2	0	2	2	0	10	1	2	0	21
11	Edgar Jr., John.....	g	1-4	0-2	0-0	3	0	3	1	2	1	0	0	12
14	Leonard, Evan.....	g	1-3	0-1	2-5	0	1	1	1	4	2	3	0	19
23	Traylor, Darrian....	g	0-2	0-2	0-0	0	0	0	0	0	0	0	0	4
24	Worku, Eyassu.....	g	3-8	0-1	0-1	1	1	2	0	6	0	2	0	121
25	Rivers, Spencer.....	g	2-4	2-4	2-4	0	4	4	2	8	1	1	0	17
42	Rutherford, Tommy...	g	2-3	0-0	0-0	2	2	4	2	4	1	1	0	22
55	Greene, Brad.....	g	2-2	0-0	0-0	2	1	3	2	4	1	0	0	9
TEAM.....					2	1	3							
Totals.....			21-55	4-20	11-20	12	18	30	19	57	9	13	0	3 200

TOTAL FG% 1st Half:	9-26 34.6%	2nd Half:	12-29 41.4%	Game:	38.2%	DEADB
3-Pt. FG% 1st Half:	2-9 22.2%	2nd Half:	2-11 18.2%	Game:	20.0%	REBS
F Throw % 1st Half:	3-8 37.5%	2nd Half:	8-12 66.7%	Game:	55.0%	6

HOME TEAM: Arizona 7-2

HOME TEAM: Arizona 7-2		TOT-FG	3-PT	REBOUNDS										
##	Player Name	FG-FGA	FG-FGA	FT-FTA	OF	DE	TOT	PF	TP	A	TO	BLK	S	MIN
10	Markkanen, Lauri...	f	7-10	4-6	0-0	1	3	4	0	18	2	1	2	33
14	Ristic, Dusan.....	c	8-11	0-0	2-2	2	8	10	2	18	0	2	1	30
01	Alkins, Rawle.....	g	3-9	2-4	6-9	4	3	7	4	14	6	1	0	26
02	Simmons, Kobi.....	g	2-8	1-5	4-4	0	3	3	3	9	5	2	0	24
05	Allen, Kadeem.....	g	5-6	1-1	1-1	0	4	4	1	12	6	3	1	32
21	Comanche, Chance...	g	1-1	0-0	0-0	0	0	0	5	2	1	0	0	17
25	Pinder, Keanu.....	g	2-4	0-0	2-2	1	3	4	2	6	0	2	0	18
50	Trillo, Tyler.....	g	0-1	0-0	0-0	0	0	0	0	2	0	0	0	13
51	Cruz, Paulo.....	g	0-0	0-0	0-0	0	0	0	0	0	1	0	0	3
52	Jones, Kory.....	g	0-0	0-0	0-0	0	0	0	0	0	0	0	0	2
55	Desjardins, Jake...	g	0-2	0-0	0-0	0	0	0	2	0	0	1	0	0
TEAM.....														
Totals.....			28-52	8-17	15-18	8	24	32	19	79	22	13	4	6 200

TOTAL FG% 1st Half:	13-25 52.0%	2nd Half:	15-27 55.6%	Game:	53.8%	DEADB
3-Pt. FG% 1st Half:	3-6 50.0%	2nd Half:	5-11 45.5%	Game:	47.1%	REBS
F Throw % 1st Half:	10-13 76.9%	2nd Half:	5-5 100%	Game:	83.3%	1,1

Officials: John Higgins, David Hall, Deldre Carr
 Technical fouls: UC Irvine-None. Arizona-None.
 Attendance: 14208
 Score by Periods

UC Irvine	23	34	-	57
Arizona	39	40	-	79

UC IRVINE 58, SANTA CLARA 55

Santa Clara, Calif. – Nov. 30, 2016

Official Basketball Box Score -- Game Totals -- Final Statistics

UC Irvine vs Santa Clara
11/30/16 7 p.m. at Leavey Center

VISITORS: UC Irvine 4-4		TOT-FG	3-PT	REBOUNDS										
##	Player Name	FG-FGA	FG-FGA	FT-FTA	OF	DE	TOT	PF	TP	A	TO	BLK	S	MIN
05	Galloway, Jonathan..	f	2-4	0-0	1-2	0	8	8	1	5	1	1	1	0
13	Smith, Brandon.....	f	0-0	0-0	0-0	0	2	2	1	0	1	1	1	23
12	Dimakopoulos,Ioannis	c	7-12	1-2	0-0	2	2	4	1	15	0	1	1	0
00	Martin, Jaron.....	g	3-9	0-2	0-1	0	5	5	0	6	4	4	0	31
02	Hazzard, Max.....	g	1-2	1-2	0-0	0	2	2	3	3	1	4	0	30
11	Edgar Jr., John.....	g	5-6	3-3	0-0	1	2	3	1	13	0	1	0	17
14	Leonard, Evan.....	g	2-3	1-1	0-0	0	1	1	3	5	3	0	0	16
24	Worku, Eyassu.....	g	1-2	0-0	1-2	0	4	4	2	3	5	4	0	18
25	Rivers, Spencer.....	g	0-0	0-0	0-0	0	0	0	0	0	0	0	0	1
42	Rutherford, Tommy...	g	2-5	0-0	2-3	0	5	5	1	6	0	0	0	18
55	Greene, Brad.....	g	1-1	0-0	0-0	0	1	1	0	2	0	0	1	2
TEAM.....					1	1								
Totals.....			24-44	6-10	4-8	4	32	36	13	58	15	17	4	3 200

TOTAL FG% 1st Half:	13-24 54.2%	2nd Half:	11-20 55.0%	Game:	54.5%	DEADB
3-Pt. FG% 1st Half:	3-5 60.0%	2nd Half:	3-5 60.0%	Game:	60.0%	REBS
F Throw % 1st Half:	2-3 66.7%	2nd Half:	2-5 40.0%	Game:	50.0%	1,2

HOME TEAM: Santa Clara 3-5

HOME TEAM: Santa Clara 3-5		TOT-FG	3-PT	REBOUNDS										
##	Player Name	FG-FGA	FG-FGA	FT-FTA	OF	DE	TOT	PF	TP	A	TO	BLK	S	MIN
03	JADERSTEN, Henrik..	f	1-7	0-2	0-0	2	3	5	3	2	1	0	0	2 38
04	FUGH, Jarvis.....	f	4-12	2-5	2-2	1	5	6	0	12	3	0	2	5 40
43	KRATCH, Nate.....	f	2-13	1-3	0-0	1	8	9	3	5	4	1	1	0 34
12	HAUSER, Matt.....	g	5-9	4-6	0-0	0	0	0	1	14	6	1	0	0 38
23	BROWNBRIDGE, Jared..	g	7-15	4-10	2-3	1	2	3	2	20	0	2	0	2 38
10	HEALY, Kai.....	g	0-1	0-1	0-0	0	0	0	0	0	0	0	0	4
35	LEWIS, Tony.....	g	1-2	0-0	0-0	0	1	1	1	2	0	0	0	6
50	NDUMANYA, Emmanuel..	g	0-0	0-0	0-0	0	0	0	1	0	0	1	0	2
TEAM.....														
Totals.....			20-59	11-27	4-5	5	19	24	11	55	14	5	3	10 200

TOTAL FG% 1st Half:	10-29 34.5%	2nd Half:	10-30 33.3%	Game:	33.9%	DEADB
3-Pt. FG% 1st Half:	5-13 38.5%	2nd Half:	6-14 42.9%	Game:	40.7%	REBS
F Throw % 1st Half:	4-5 80.0%	2nd Half:	0-0 0.0%	Game:	80.0%	1

Officials: Tom Nally, Mark Cook, Jeremy Dente
 Technical fouls: UC Irvine-None. Santa Clara-None.
 Attendance: 1082
 Score by Periods

UC Irvine	31	27	-	58
Santa Clara	29	26	-	55

EAST TENNESSEE STATE 72, UC IRVINE 66

Sioux Falls, S.D. – Nov. 27, 2016

Official Basketball Box Score -- Game Totals -- Final Statistics

East Tennessee State vs UC Irvine
11/27/16 12 p.m. at Sioux Falls, SD (Sanford Pentagon)

VISITORS: East Tennessee State 5-1		TOT-FG	3-PT	REBOUNDS										
##	Player Name	FG-FGA	FG-FGA	FT-FTA	OF	DE	TOT	PF	TP	A	TO	BLK	S	MIN
00	Cromer, T.J.....	*	4-12	3-9	4-5	1	3	4	1	15	5	4	0	0 34
11	Bradford,Desonta...	*	4-8	0-3	6-8	0	6	6	1	14	4	1	0	1 31
12	Mosquera-Perea,H...	*	2-3	0-0	2-2	0	4	4	4	6	0	1	1	0 15
13	Merrilweather,AJ....	*	1-6	0-0	2-2	0	2	2	0	4	1	1	0	0 21
40	Glass,Tevin.....	*	4-4	0-0	3-5	1	2	3	4	11	0	1	0	3 23
01	Payne,Devontavius...	g	1-4	1-3	0-0	1	1	2	3	3	0	1	0	0 13
02	Walters,Julian.....	g	3-5	3-5	0-0	0	0	0	1	9	1	1	0	1 13
03	Burrell,David.....	g	1-1	0-0	4-4	2	0	2	3	2	1	1	0	0 12
05	Jurkin,Peter.....	g	1-1	0-0	2-2	0	1	1	2	4	0	0	0	0 9
10	Banks,Isaac.....	g	0-1	0-0	2-4	0	4	4	2	2	0	3	0	0 20
24	Long,Jermaine.....	g	0-0	0-0	2-3	0	2	2	0	2	3	0	0	0 9
TEAM.....					1	1								
Totals.....			21-45	7-20	23-35	6	25	31	21	72	15	15	1	5 200

TOTAL FG% 1st Half:	11-23 47.8%	2nd Half:	10-22 45.5%	Game:	46.7%	DEADB
3-Pt. FG% 1st Half:	3-10 30.0%	2nd Half:	4-10 40.0%	Game:	35.0%	REBS
F Throw % 1st Half:	6-12 50.0%	2nd Half:	17-23 73.9%	Game:	65.7%	7,1

HOME TEAM: UC Irvine 3-4

HOME TEAM: UC Irvine 3-4		TOT-FG	3-PT	REBOUNDS										
##	Player Name	FG-FGA	FG-FGA	FT-FTA	OF	DE	TOT	PF	TP	A	TO	BLK	S	MIN
00	Martin, Jaron.....	*	7-13	3-5	2-2	0	0	0	2	19	5	4	0	1 30
02	Hazzard, Max.....	*	2-7	1-4	1-2	0	2	2	1	6	1	0	0	1 19
05	Galloway, Jonathan..	*	0-1	0-0	0-1	3	3	6	4	0	0	2	1	0 18
12	Dimakopoulos,Ioannis	*	7-14	3-5	4-6	3	6	9	4	21	1	0	0	1 24
13	Smith, Brandon.....	*	0-2	0-0	0-0	0	4	4	0	0	0	2	1	1 18
11	Edgar Jr., John.....	g	0-2	0-1	0-0	0	1	1	0	4	0	0	0	0 6</

UC IRVINE 63, SOUTH DAKOTA STATE 52 Sioux Falls, S.D. – Nov. 25, 2016

Official Basketball Box Score -- Game Totals -- Final Statistics
UC Irvine vs South Dakota State
11/25/16 8:00 pm at Sanford Pentagon Sioux Falls, SD

VISITORS: UC Irvine 3-2		TOT-FG	3-PT	REBOUNDS											
##	Player Name	FG-FGA	FG-FGA	FT-FTA	OF	DE	TOT	PF	TP	A	TO	BLK	S	MIN	
00	Martin, Jaron	6-12	4-7	1-2	3	5	8	2	17	4	3	0	0	33	
02	Hazzard, Max	3-7	1-4	0-0	1	2	3	1	7	1	3	0	0	19	
05	Galloway, Jonathan	2-7	0-0	5-8	2	8	10	4	9	0	1	1	1	26	
12	Dimakopoulos, Ioannis	3-8	0-1	1-2	2	4	6	3	7	1	1	0	0	22	
13	Smith, Brandon	0-0	0-0	0-0	0	0	0	3	0	1	0	0	0	4	
11	Edgar Jr., John	1-1	0-0	0-0	0	0	0	2	2	0	0	0	0	4	
14	Leonard, Evan	1-3	0-2	0-0	1	1	2	1	2	0	1	0	0	13	
24	Worku, Eyassu	3-11	2-8	7-8	2	5	7	3	15	0	5	0	2	28	
25	Rivers, Spencer	0-5	0-4	2-3	1	3	4	3	2	3	1	0	0	26	
42	Rutherford, Tommy	1-2	0-0	0-0	1	4	5	1	2	0	2	3	0	25	
TEAM						1		3							
Totals		20-56	7-26	16-23	15	33	48	23	63	10	19	4	4	200	

TOTAL FG% 1st Half: 13-32 40.6% 2nd Half: 7-24 29.2% Game: 35.7% DEADB
3-Pt. FG% 1st Half: 6-15 40.0% 2nd Half: 1-11 9.1% Game: 26.9% REBS
F Throw % 1st Half: 1-2 50.0% 2nd Half: 15-21 71.4% Game: 69.6% 1,1

HOME TEAM: South Dakota State 1-5		TOT-FG	3-PT	REBOUNDS											
##	Player Name	FG-FGA	FG-FGA	FT-FTA	OF	DE	TOT	PF	TP	A	TO	BLK	S	MIN	
10	Cole Gentry	1-1	0-0	0-0	0	1	1	2	2	1	2	0	0	10	
23	Reed Tellinghuisen	4-16	2-11	1-2	1	2	3	3	11	1	4	1	1	39	
24	Mike Daum	5-14	2-7	11-12	3	15	18	3	23	2	1	1	3	36	
35	A.J. Hess	2-9	1-7	5-6	1	1	2	3	10	0	1	0	0	34	
45	Ian Theisen	0-1	0-0	2-2	1	3	4	2	2	2	1	2	0	30	
02	Tevin King	0-2	0-2	0-0	1	1	2	2	0	1	0	0	1	10	
03	Chris Howell	0-2	0-0	0-0	0	1	1	2	0	0	2	0	2	6	
04	Sergio El Darwich	0-3	0-0	0-0	2	1	3	3	0	1	2	0	2	19	
20	Andre Wallace	2-6	0-2	0-4	0	0	0	3	4	0	2	1	0	14	
25	Lane Severyn	0-1	0-1	0-0	0	1	1	1	3	0	0	0	0	2	
TEAM						2		4							
Totals		14-55	5-30	19-26	9	26	35	24	52	8	15	5	9	200	

TOTAL FG% 1st Half: 6-22 27.3% 2nd Half: 8-33 24.2% Game: 25.5% DEADB
3-Pt. FG% 1st Half: 3-14 21.4% 2nd Half: 2-16 12.5% Game: 16.7% REBS
F Throw % 1st Half: 5-7 71.4% 2nd Half: 14-19 73.7% Game: 73.1% 5,1

Officials: John Yorkovich, Mark Riggs, Luke Schumer
Technical fouls: UC Irvine-None. South Dakota State-None.
Attendance: 1826
Score by Periods
UC Irvine 33 30 - 63
South Dakota State 20 32 - 52

UC IRVINE 72, PACIFIC 65 Irvine, Calif. – Nov. 19, 2016

Official Basketball Box Score -- Game Totals -- Final Statistics
Pacific vs UC Irvine
11/19/16 7:00 PM at Bren Events Center (Irvine, CA)

VISITORS: Pacific 1-2		TOT-FG	3-PT	REBOUNDS											
##	Player Name	FG-FGA	FG-FGA	FT-FTA	OF	DE	TOT	PF	TP	A	TO	BLK	S	MIN	
04	VUKO, Tonko	0-0	0-0	0-0	0	2	2	1	0	0	1	0	0	17	
22	BOWLES, Ray	0-6	0-4	4-6	0	4	4	1	4	2	1	0	0	31	
35	ELERAKY, Sami	0-2	0-0	0-1	3	2	5	3	0	0	0	0	0	15	
02	WALLACE, T.J.	2-12	0-1	4-7	1	2	3	1	8	4	2	0	1	36	
24	TAYLOR, David	5-12	3-5	3-3	0	1	1	3	16	1	2	0	1	31	
10	MONTAGUE, Keshon	0-0	0-0	0-0	0	1	1	1	0	2	0	0	0	4	
11	WILLIAMS, Jack	6-14	4-7	1-2	4	3	7	3	17	1	0	0	0	27	
15	URSERY, D.J.	2-8	0-1	2-2	0	4	4	3	6	2	1	0	0	28	
21	LAMPKIN, Jacob	4-7	0-0	6-9	3	3	6	5	14	0	0	0	0	11	
TEAM						2		4							
Totals		19-61	7-18	20-30	13	24	37	21	65	12	7	0	2	200	

TOTAL FG% 1st Half: 12-31 38.7% 2nd Half: 7-30 23.3% Game: 31.1% DEADB
3-Pt. FG% 1st Half: 4-9 44.4% 2nd Half: 3-9 33.3% Game: 38.9% REBS
F Throw % 1st Half: 4-9 44.4% 2nd Half: 16-21 76.2% Game: 66.7% 6

HOME TEAM: UC Irvine 2-2		TOT-FG	3-PT	REBOUNDS											
##	Player Name	FG-FGA	FG-FGA	FT-FTA	OF	DE	TOT	PF	TP	A	TO	BLK	S	MIN	
05	Galloway, Jonathan	2-4	0-0	0-0	0	3	3	5	4	1	2	0	0	19	
13	Smith, Brandon	2-4	1-2	0-1	2	1	3	4	5	2	0	1	1	27	
12	Dimakopoulos, Ioannis	9-13	1-1	1-3	0	1	1	4	20	2	2	2	0	24	
00	Martin, Jaron	1-6	0-3	7-7	0	8	8	2	9	6	4	0	0	29	
02	Hazzard, Max	3-6	1-4	2-5	0	6	6	2	9	3	0	0	1	24	
11	Edgar Jr., John	0-1	0-1	0-0	0	3	3	0	0	1	0	0	0	9	
14	Leonard, Evan	0-1	0-1	0-0	0	0	0	3	0	0	0	0	0	4	
23	Traylor, Darrian	0-0	0-0	0-0	0	1	1	0	0	0	0	0	0	0+	
24	Worku, Eyassu	2-4	0-1	0-1	1	3	4	0	4	0	2	0	0	23	
25	Rivers, Spencer	3-4	2-2	0-0	0	0	0	1	8	0	0	0	0	14	
42	Rutherford, Tommy	4-7	0-0	3-4	1	2	3	2	11	0	1	2	0	18	
55	Greene, Brad	1-3	0-0	0-0	3	1	4	5	2	1	1	2	0	9	
TEAM						2		4							
Totals		27-53	5-15	13-21	9	33	42	28	72	16	12	9	2	200	

TOTAL FG% 1st Half: 14-27 51.9% 2nd Half: 13-26 50.0% Game: 50.9% DEADB
3-Pt. FG% 1st Half: 3-9 33.3% 2nd Half: 2-6 33.3% Game: 33.3% REBS
F Throw % 1st Half: 3-7 42.9% 2nd Half: 10-14 71.4% Game: 61.9% 1

Officials: Robert Lehigh, Daryl Gelinis, Earnest Kelley III
Technical fouls: Pacific-None. UC Irvine-None.
Attendance: 1678
Score by Periods
Pacific 32 33 - 65
UC Irvine 34 38 - 72

CALIFORNIA 75, UC IRVINE 65 (OT) Berkeley, Calif. – Nov. 16, 2016

Official Basketball Box Score -- Game Totals -- Final Statistics
UC Irvine vs California
11/16/16 8:06 p.m. at Haas Pavilion, Berkeley, Calif.

VISITORS: UC Irvine 1-2		TOT-FG	3-PT	REBOUNDS											
##	Player Name	FG-FGA	FG-FGA	FT-FTA	OF	DE	TOT	PF	TP	A	TO	BLK	S	MIN	
13	Smith, Brandon	2-3	0-0	3-5	0	4	4	3	7	2	4	1	1	39	
5	Galloway, Jonathan	1-1	0-0	0-0	1	5	6	5	2	1	0	2	0	29	
12	Dimakopoulos, Ioannis	3-8	2-4	0-0	0	1	1	3	8	3	0	0	0	29	
0	Martin, Jaron	10-21	1-7	5-8	0	4	4	3	26	2	4	0	1	38	
2	Hazzard, Max	5-7	3-5	0-0	0	1	1	5	13	0	1	0	0	20	
11	Edgar Jr., John	0-0	0-0	0-0	0	0	0	1	0	0	0	0	0	7	
14	Leonard, Evan	1-8	1-4	0-0	2	1	3	2	3	2	0	1	0	30	
24	Worku, Eyassu	1-4	0-1	0-0	2	2	4	0	2	0	0	1	0	10	
42	Rutherford, Tommy	1-2	0-0	2-2	1	3	4	4	4	0	0	1	0	19	
55	Greene, Brad	0-0	0-0	0-0	0	1	1	2	0	0	0	0	0	4	
TEAM						1		1							
Totals		24-54	7-21	10-15	4	23	27	28	65	10	11	5	3	225	

TOTAL FG% 1st Half: 11-25 44.0% 2nd Half: 13-25 52.0% OT: 0-4 0.0% Game: 44.4%
3-Pt. FG% 1st Half: 3-9 33.3% 2nd Half: 4-8 50.0% OT: 0-4 0.0% Game: 33.3%
F Throw % 1st Half: 6-9 66.7% 2nd Half: 1-2 50.0% OT: 3-4 75.0% Game: 66.7%

HOME TEAM: California 2-0		TOT-FG	3-PT	REBOUNDS											
##	Player Name	FG-FGA	FG-FGA	FT-FTA	OF	DE	TOT	PF	TP	A	TO	BLK	S	MIN	
12	Moute a Bidias, R...	0-1	0-1	4-6	3	4	7	1	4	0	3	1	1	39	
31	Domingo, Stephen	3-13	3-11	2-2	1	8	9	3	11	1	0	0	1	37	
22	Okoroh, Kingsley	0-0	0-0	1-2	1	2	3	2	1	0	3	0	0	21	
13	Moore, Charlie	10-20	3-7	15-17	1	1	2	2	38	1	1	0	2	40	
2	Singer, Sam	2-9	1-3	1-3	1	6	7	3	6	4	0	1	4	3	
14	Coleman, Don	0-2	0-0	0-0	0	0	0	2	0	1	0	0	0	10	
21	Hamilton, Nick	0-0	0-0	0-0	0	0	0	0	0	0	0	0	0	0+	
25	Davis, Roman	0-0	0-0	0-0	0	1	1	0	0	0	0	0	0	1	
44	Rooks, Kameron	4-7	0-0	7-12	4	4	8	5	15	1	3	1	2	34	
TEAM						3		1							
Totals		19-52	7-22	30-42	13	27	40	18	75	8	10	2	7	225	

TOTAL FG% 1st Half: 6-23 26.1% 2nd Half: 11-24 45.8% OT: 2-5 40.0% Game: 36.5%
3-Pt. FG% 1st Half: 4-12 33.3% 2nd Half: 2-8 25.0% OT: 1-2 50.0% Game: 31.8%
F Throw % 1st Half: 7-13 53.8% 2nd Half: 15-18 83.3% OT: 8-11 72.7% Game: 71.4%

Officials: Verne Harris, Dick Cartmell, Michael Irving
Technical fouls: UC Irvine-None. California-None.
Attendance: 8104
Score by Periods
UC Irvine 31 31 3 - 65
California 23 39 13 - 75

UC IRVINE 73, SOUTH DAKOTA STATE 58 Irvine, Calif. – Nov. 14, 2016

Official Basketball Box Score -- Game Totals -- Final Statistics
South Dakota State vs UC Irvine
11/14/16 7:00 PM at Bren Events Center (Irvine, CA)

VISITORS: South Dakota State 0-2		TOT-FG	3-PT	REBOUNDS											
##	Player Name	FG-FGA	FG-FGA	FT-FTA	OF	DE	TOT	PF	TP	A	TO	BLK			

UTAH STATE 72, UC IRVINE 56

Irvine, Calif. – Nov. 11, 2016

Official Basketball Box Score -- Game Totals -- Final Statistics
 Utah State vs UC Irvine
 11/11/16 7:00 PM at Bren Events Center (Irvine, CA)

VISITORS: Utah State 1-0

##	Player Name	TOT-FG			3-PT			REBOUNDS					PF	TP	A	TO	BLK	S	MIN
		FG-FGA	FG-FGA	FT-FTA	FG-FGA	FG-FGA	FT-FTA	OF	DE	TOT	PF	TP							
10	TAYLOR, Quinn.....	f	2-4	2-4	0-0	0	6	6	4	6	1	1	0	0	21				
15	JANICEK, Norbert....	f	4-4	1-1	1-3	1	4	5	2	10	1	2	0	1	25				
00	RECTOR, Shane.....	g	3-10	1-4	3-3	1	2	3	2	10	5	3	0	1	29				
01	McEWEN, Koby.....	g	5-8	1-2	0-3	0	5	5	1	11	2	2	1	0	32				
14	MOORE, Jalen.....	g	6-11	1-2	9-10	0	3	3	1	22	3	1	0	0	30				
03	MERRILL, Sam.....		1-4	0-2	0-0	0	2	2	1	2	0	0	0	0	13				
05	PEARRE, Julian.....		2-4	0-1	0-0	0	3	3	0	4	1	0	0	1	16				
11	DARGENTON, Alexis....		1-5	0-1	2-2	0	3	3	3	4	1	1	2	0	19				
13	BARNABA, Ngcor.....		1-3	1-2	0-0	0	4	4	4	3	0	0	0	0	15				
	TEAM.....					1	1	2											
	Totals.....		25-53	7-19	15-21	3	33	36	18	72	14	10	3	3	200				

TOTAL FG% 1st Half: 12-28 42.9% 2nd Half: 13-25 52.0% Game: 47.2% DEADB
 3-Pt. FG% 1st Half: 5-11 45.5% 2nd Half: 2-8 25.0% Game: 36.8% REBS
 F Throw % 1st Half: 11-13 84.6% 2nd Half: 4-8 50.0% Game: 71.4% 2

HOME TEAM: UC Irvine 0-1

##	Player Name	TOT-FG			3-PT			REBOUNDS					PF	TP	A	TO	BLK	S	MIN
		FG-FGA	FG-FGA	FT-FTA	FG-FGA	FG-FGA	FT-FTA	OF	DE	TOT	PF	TP							
05	Galloway, Jonathan..	f	0-3	0-0	0-0	4	1	5	1	0	0	0	2	0	25				
13	Smith, Brandon.....	f	1-5	1-3	1-2	0	5	5	2	4	0	0	0	2	20				
12	Dimakopoulos, Ioannis	c	3-7	1-3	3-4	1	3	4	1	10	1	2	0	1	17				
00	Martin, Jaron.....	g	1-10	1-6	0-0	0	1	1	0	3	3	2	0	2	28				
02	Hazzard, Max.....	g	1-8	1-4	2-4	0	6	6	0	5	3	2	0	0	24				
11	Edgar Jr., John.....		3-6	1-4	0-1	0	0	0	4	7	1	0	0	0	18				
14	Leonard, Evan.....		2-7	1-4	3-3	0	3	3	4	8	2	1	0	1	18				
23	Traylor, Darrian....		0-0	0-0	0-0	0	0	0	1	0	2	0	0	0	5				
24	Worku, Eyassu.....		4-12	2-5	1-2	1	4	5	1	11	2	2	0	0	25				
42	Rutherford, Tommy...		1-1	0-0	0-0	3	1	4	5	2	1	2	1	0	13				
55	Greene, Brad.....		2-2	0-0	2-3	1	3	4	2	6	0	0	0	0	7				
	TEAM.....					3	1	4											
	Totals.....		18-61	8-29	12-19	13	28	41	21	56	15	11	3	6	200				

TOTAL FG% 1st Half: 8-28 28.6% 2nd Half: 10-33 30.3% Game: 29.5% DEADB
 3-Pt. FG% 1st Half: 5-16 31.3% 2nd Half: 3-13 23.1% Game: 27.6% REBS
 F Throw % 1st Half: 3-6 50.0% 2nd Half: 9-13 69.2% Game: 63.2% 4

Officials: Michael Greenstein, Jeff Wooten, Levon Zakarian
 Technical fouls: Utah State-None. UC Irvine-None.

Attendance: 1883

Score by Periods	1st	2nd	Total
Utah State.....	40	32	- 72
UC Irvine.....	24	32	- 56