



vs



**FRIDAY, DECEMBER 29**

**SUN BOWL | EL PASO, TX**



# OREGON STATE

2023 FOOTBALL GAME NOTES

## GAME 13: OREGON STATE VS. NOTRE DAME

Dec. 29, 2023 • El Paso, Texas • Sun Bowl Stadium • 11:00 a.m. PT • CBS

### 2023 Schedule

Date	Opponent.....	Time (PT)/Result
9/3	@ San José State (CBS).....	W, 42-17
9/9	<b>UC Davis (P12N).....</b>	<b>W, 55-7</b>
9/16	<b>San Diego State (FS1).....</b>	<b>W, 26-9</b>
9/23	@ Washington St. (FOX).....	L, 35-38
9/29	<b>Utah (FS1).....</b>	<b>W, 21-7</b>
10/7	@ California (P12N).....	W, 52-40
10/14	<b>UCLA (FOX).....</b>	<b>W, 36-24</b>
10/28	@ Arizona (ESPN).....	L, 24-27
11/4	@ Colorado (ESPN).....	W, 26-19
11/11	<b>Stanford (P12N).....</b>	<b>W, 62-17</b>
11/18	<b>Washington (ABC).....</b>	<b>L, 20-22</b>
11/24	@ Oregon (FOX).....	L, 7-31
12/29	vs. Notre Dame (CBS).....	11:00 a.m.

Home Games In **Bold**

### TV/Radio/Internet

Television.....	CBS
Play-By-Play.....	Brad Nessler
Analyst.....	Gary Danielson
Sideline.....	Jenny Dell
OSU Radio.....	Beaver Sports Network Varsity Network (Oregon State)
Play-By-Play.....	Mike Parker
Analyst.....	Jim Wilson
Sideline.....	Ron Callan
Pre-Game.....	Steve Preece
SiriusXM.....	373
SiriusXM Internet.....	373
National Radio.....	Bowl Season Radio
Play-By-Play.....	Dave Hunziker
Analyst.....	Justin Fuente
Sideline.....	Rachel Phillips
SiriusXM.....	201 or 208
SiriusXM internet.....	964
Live Stats.....	OregonState.Statbroadcast.com

### Series History

Series Record.....	OSU leads, 2-0
Last Meeting.....	2004 (W, 38-21)
First Meeting.....	2001 (W, 41-9)
Streak.....	Won 2
Last 10.....	2-0
In Corvallis.....	None
In South Bend.....	None
Neutral site.....	OSU leads, 2-0

### Follow Oregon State On Social

X (Twitter).....	@BeaverFootball
X (Twitter).....	@BeaverFBNews
Facebook.....	BeaverFootball
Instagram.....	@BeaverFootball
Threads.....	@BeaverFootball
TikTok.....	@BeaverFootball
YouTube.....	OSUBeaversAthletics
On The Web.....	osubeavers.com

### The Matchup

**Oregon State ..... 8-4, 5-4 Pac-12**  
**#21 (AP), #22 (Coaches)**  
 Interim Head Coach Kefense Hynson  
 0-0 overall (6th season)  
 0-0 at Oregon State (6th season)

**Notre Dame .....9-3**  
**#15 (AP), #16 (Coaches)**  
 Head Coach Marcus Freeman  
 18-8 overall (3rd season)  
 18-8 at Notre Dame (3rd season)

### Game Notes

▲ Oregon State participates in the Tony The Tiger Sun Bowl on Friday, Dec. 29. Kickoff against Notre Dame is scheduled for 11 a.m. PT (12 p.m. in El Paso). The game will be held at Sun Bowl Stadium.

▲ The game will air live on CBS. Brad Nessler (play-by-play), Gary Danielson (analyst) and Jenny Dell (sideline) will call the action.

▲ The game will air live on the Beaver Sports Radio Network. For a list of affiliates, turn to page two of these notes.

▲ Every game this season can be heard live on the Varsity Network, a free application available via computer browsers, smartphones and tablets. After downloading the application, search for Oregon State.

▲ The game will also air on Bowl Season Radio. Dave Hunziker (play-by-play), Justin Fuente (analyst) and Rachel Phillips (sideline) will be on the call.

▲ Oregon State is making its 20th all-time bowl appearance, going 12-7 in its previous 19.

▲ The Beavers are meeting the Fighting Irish for the third time, following victories in the 2001 Fiesta Bowl and 2004 Insight Bowl.

▲ OSU is appearing on CBS for the second time this season, following the season opener Sept. 3 at San Jose State. Prior to this season, the Beavers had only appeared on CBS in the 2006 and 2008 Sun Bowls.

▲ The Sun Bowl marks one of 10 bowl games to feature two teams ranked in the top 25 of the CFP. It's one of three not played as a New Year's 6 or CFP game.

▲ Oregon State is the visiting team in the neutral-site matchup.



### Oregon State By The Numbers

**0** - Points allowed by the Beavers in the team's 3-0 win over Pittsburgh in the 2008 Sun Bowl. That remains the last shutout at the bowl.

**5** - Number of Beaver linemen graded in the top-15 overall for the Pac-12 by Pro Football Focus. No other team has more than three.

**5.06** - Rush yards per attempt for OSU. The Beavers are one of two teams in the Pac-12 to average better than 5 yards a carry.

**7** - Oregon State's turnover margin this season, which ranks third in the Pac-12. OSU is at plus-2 in its six games away from Reser Stadium.

**8** - Wins in nine games this season when the Beavers score first. Oregon State is also 8-0 when leading at halftime.

**21.3** - Points allowed per game by OSU this season, the team's fifth-fewest in a single season dating back to 1996.

**30** - Points allowed by the Beavers in their two previous matchups with the Fighting Irish. OSU has scored 79 points in those two games.

**36** - Oregon State sacks, second in the Pac-12 to UCLA's 43.

**61** - Passes defended by the Beavers, fourth-most in the Pac-12.

**82** - Points off turnovers by the Beavers, compared to 26 by opponents.

**237** - Career tackles for Kitan Oladapo, who will be playing in his 46th game. Oladapo also has three interceptions, 26 pass breakups, 14.5 tackles for loss and 6.5 sacks.

**718** - Receiving yards each by Silas Bolden and Anthony Gould to tie for the team lead. Gould, however, will not play in the bowl game after declaring for the NFL Draft.

**2,024** - Career rushing yards for Deshaun Fenwick, who is set to play his last collegiate game at the Sun Bowl.

# 2023 OREGON STATE FOOTBALL

## Quick Facts

**Location**.....Corvallis, Oregon  
**Founded**.....1868  
**Enrollment**.....35,129  
**President**.....Jayathi Murthy  
**VP/Director of Athletics**.....Scott Barnes  
**Athletic Dept. Phone**.....541-737-7373  
**Faculty Representative**.....Colleen Bee  
**Conference**.....Pac-12 Conference  
**Nickname**.....Beavers  
**Mascot**.....Benny Beaver  
**Colors**.....Orange and Black  
**First Year of Football**.....1893  
**All-Time Record**.....577-631-50 (.479)  
**All-Time Bowl Record**.....12-7 (.632)

## Reser Stadium Information

**Opened**.....1953 (then Parker Stadium)  
**Renovated**.....2005  
**Capacity**.....35,548  
**Playing Surface**.....FieldTurf  
**All-Time Record**.....182-168-4 (.520)

## Bowl Game Coaching Staff

### Interim Head Coach/Tight Ends

Kefense Hynson

### Offensive Coordinator/Quarterbacks

Jon Boyer

### Wide Receivers

Trevon Bradford

### Special Teams Coordinator/Safeties

Jake Cookus

### Offensive Line

Kayden Lyles

### Running Backs

Torrey Gill

### Linebackers

Brandon Huppert

### Defensive Coordinator/Cornerbacks

Anthony Perkins

### Defensive Line

Keanu Yamamoto

*Michael Frisina will assist with special teams and Avery Roberts will assist with linebackers*

**In the booth: Jon Boyer, Torrey Gill**

## Team Information

**2022 Record**.....10-3  
**2022 Pac-12 Record**.....6-3 (5th)  
**2022 Bowl**.....Las Vegas Bowl  
**2022 Final Rankings**.....17 (AP),  
.....17 (USA Today)  
**Lettermen Returning**.....46  
(22 offense, 20 defense, 4 specialists)  
**Lettermen Lost**.....20  
(8 offense, 11 defense, 1 specialist)  
**Starters Returning**.....14  
(9 offense, 5 defense)  
**Starters Lost**.....8  
(2 offense, 6 defense)

## Athletic Communications

### Shawn Schoeffler, Assistant Athletic Director, Strategic Communications

Email: shawn.schoeffler@oregonstate.edu

Office Phone: (541) 737-3720

Cell Phone: (541) 231-1430

### Interview & credential requests

### Hank Hager, Assistant Athletic Director, Integrated Communications

Email: hank.hager@oregonstate.edu

Office Phone: (541) 737-3720

Cell Phone: (541) 230-0611

### Press box operations, photo requests & game notes

## Media Information

### Weekly Media Availabilities

Please contact Shawn Schoeffler or Hank Hager for information regarding media availabilities and the team's schedule.

### Interview Requests

Please send all coach and student-athlete media requests to Shawn Schoeffler.

### Credentials

Credential requests for the 2023 season can be made to Shawn Schoeffler.

## Beaver Sports Radio Network

Market	Call Letters	FREQ.	Broadcast
Astoria	KAST-AM	1370	- 4 hours prior to kickoff on KEJO (1240 AM)
Baker City	KBKR-AM	1490	- 4 hours prior to kickoff on Newsradio 1190 KEX
Coos Bay	KBBR-AM	1340	- 2 hours prior to kickoff on the entire network
Coos Bay	KBBR-FM	92.5	
Corvallis	KEJO-AM	1240	
Depoe Bay	KNPT-AM	98.3	
Enterprise	KWVR-AM	1340	
Enterprise	KWVR-FM	92.1	
Eugene	KKNX-AM	840	
Florence	KCFM-AM	1250	
Florence*	KCFM-FM	104.1	
Hermiston	KOHU-AM	1360	
Klamath Falls	KLAD-AM	960	
Klamath Falls	KLAD-AM	104.3	
La Grande	KLBM-AM	1450	
Lakeview	KORV-FM	93.5	
Mapleton	KCFM-FM	103.1	
Medford	KTMT-AM	580	
Medford	KTMT-AM	96.1	
Medford (Phoenix)	KCMX-FM	99.5	
Medford	KCMX-AM	880	
Newport	KNPT-AM	1310	
Portland	KEX-AM	1190	
Portland	KPOJ-AM	620	
Prineville/Bend	KRCO-AM	690	
Prineville/Bend	KRCO-AM	96.9	
Roseburg	KSKR-AM	1490	
Salem	KBZY-AM	1490	
Tillamook	KTIL-FM	95.9	

**Gameday** — Beaver Sports Properties, a division of Learfield Sports, produces game-day radio broadcasts and special programming, syndicated on the Beaver Sports Radio Network. The 8-hour broadcasts consist of over 30 stations across Oregon and is anchored by the Portland flagship station NewsRadio 1190 KEX/Rip City Radio 620.

There will continue to be several options to complement local radio with football and men's basketball games available on XM Satellite Radio (official partner of the Pac-12 Conference) as well as the Varsity Network.

**The Joe Beaver Show** — Each weekday from 11 a.m. to 1 p.m. Mike Parker and Jon Warren host an OSU sports-themed show in the Greater Corvallis area on 1240 KEJO and is available worldwide on kejoam.com.

# 2023 OREGON STATE FOOTBALL

	<p><b>at San José St.</b> Sept. 3 San José, Calif. W, 42-17 CBS</p>	<ul style="list-style-type: none"> <li>• Ulagalelei 3 pass TDs, 2 rush TDs, first Beaver QB to do so since at least 1996.</li> <li>• Martinez 145 rush yards.</li> <li>• First road win to open a season since 1999 at Nevada.</li> </ul>
	<p><b>UC Davis</b> Sept. 9 Corvallis, Ore. W, 55-7 Pac-12 Network</p>	<ul style="list-style-type: none"> <li>• Most points at home under head coach Jonathan Smith.</li> <li>• OSU 38-0 lead at halftime.</li> <li>• Martinez 104 rush yards.</li> <li>• Hodgins three tackles for loss.</li> </ul>
	<p><b>San Diego St.</b> Sept. 16 Corvallis, Ore. W, 26-9 FS1</p>	<ul style="list-style-type: none"> <li>• Ulagalelei 284 pass yards, one pass TD &amp; one rush TD.</li> <li>• Chatfield Jr. two sacks.</li> <li>• OSU six sacks and nine TFLs.</li> <li>• Gould 75-yard TD catch in fourth quarter.</li> </ul>
	<p><b>at WSU</b> Sept. 23 Pullman, Wash. L, 35-38 FOX</p>	<ul style="list-style-type: none"> <li>• Fenwick 3 TDs, 101 rush yards.</li> <li>• Oregon State 21 fourth-quarter points.</li> <li>• Lolohea 2.0 tackles for loss, one forced fumble.</li> <li>• Mascarenas-Arnold 10 tackles.</li> </ul>
	<p><b>Utah</b> Sept. 29 Corvallis, Ore. W, 21-7 FS1</p>	<ul style="list-style-type: none"> <li>• Bolden 100 receiving yards w/touchdown and 2 carries for 53 yards w/touchdown.</li> <li>• Utah 198 total yards, including 57 rush.</li> <li>• Mascarenas-Arnold 9 tackles w/ 1 TFL, 1 INT and 1 sack.</li> </ul>
	<p><b>at California</b> Oct. 7 Berkeley, Calif. W, 52-40 Pac-12 Network</p>	<ul style="list-style-type: none"> <li>• Beavers 5-for-5 on fourth, scoring twice.</li> <li>• Ulagalelei ties career-record with 5 TDs.</li> <li>• Bolden two kick returns of 50 yds or more.</li> <li>• Velling first OSU TE since at least 1996 with 3 receiving TDs.</li> </ul>
	<p><b>UCLA</b> Oct. 14 Corvallis, Ore. W, 36-24 FOX</p>	<ul style="list-style-type: none"> <li>• Beavers led for all but first 4:45 of game.</li> <li>• Velling two TD receptions.</li> <li>• Cooper Jr. 67-yard pick six in 2nd qtr.</li> <li>• Mascarenas-Arnold 13 tackles.</li> <li>• OSU five sacks.</li> </ul>
	<p><b>at Arizona</b> Oct. 28 Tucson, Ariz. L, 24-27 ESPN</p>	<ul style="list-style-type: none"> <li>• Beavers' second straight loss by 3 points.</li> <li>• OSU first loss when not committing a turnover since 2020 vs. Washington State.</li> <li>• Beavers tallied four sacks.</li> <li>• OSU average 6.6 yards per play.</li> </ul>
	<p><b>at Colorado</b> Nov. 4 Boulder, Colo. W, 26-19 ESPN</p>	<ul style="list-style-type: none"> <li>• Colorado negative-7 rush yards and 238 total, the seventh-fewest allowed under Jonathan Smith.</li> <li>• Martinez 115 rush yards.</li> <li>• Chatfield Jr. 3 sacks, 1 forced fumble.</li> </ul>
	<p><b>Stanford</b> Nov. 11 Corvallis, Ore. W, 62-17 Pac-12 Network</p>	<ul style="list-style-type: none"> <li>• Martinez ties OSU record with 4 rushing TDs. Totals 146 rush yards.</li> <li>• OSU four interceptions, with two by Kitan Oladapo.</li> <li>• Beavers 8.8 yards per play.</li> </ul>
	<p><b>Washington</b> Nov. 18 Corvallis, Ore. L, 20-22 ABC</p>	<ul style="list-style-type: none"> <li>• Martinez 123 rush yards &amp; 2 TDs.</li> <li>• Defense limited Washington to 272 yards, including 162 passing. Beavers kept UW scoreless in second half.</li> <li>• Bolden five catches for 64 yards.</li> </ul>
	<p><b>at Oregon</b> Nov. 24 Eugene, Ore. L, 7-31 FOX</p>	<ul style="list-style-type: none"> <li>• Mascarenas-Arnold 11 tackles, fifth time in double digits in 2023.</li> <li>• Gould six catches for 85 yards.</li> <li>• Bolden four catches for 56 yards and 9-yard touchdown in second quarter.</li> </ul>
	<p><b>vs. Notre Dame</b> Dec. 29 El Paso, Texas 11:00 a.m. PT CBS</p>	<ul style="list-style-type: none"> <li>• Beavers' 20th appearance all-time in a bowl game.</li> <li>• Third matchup vs. Notre Dame, following 41-9 win in 2001 Fiesta Bowl and 38-21 victory in 2004 Insight Bowl.</li> </ul>

## LAST MEETING

**Oregon State 38, Notre Dame 21**  
**December 28, 2004**  
Phoenix, Ariz. | Bank One Ballpark

Score by Quarters	1	2	3	4	Final
Notre Dame	0	7	7	7	21
Oregon State	14	7	3	14	38
Attendance: 45,917 Weather: Indoors					

## Scoring Summary

Qtr	Time	Team	Scoring Play	Plays-Yards	TOP
1st	9:24	OSU	- Gillett 12 yd pass from Anderson (Serna kick)	4-27	1:18
1st	5:41	OSU	- Newton 11 yd pass from Anderson (Serna kick)	2-10	0:48
2nd	7:49	OSU	- Haines 11 yd pass from Anderson (Serna kick)	5-45	2:49
2nd	0:56	ND	- Fasano 13 yd pass from Quinn (Fitzpatrick kick)	13-84	6:53
3rd	9:16	OSU	- Serna 38 yd field goal	6-32	1:59
3rd	2:40	ND	- Walker 5 yd run (Fitzpatrick kick)	6-49	3:34
4th	12:17	OSU	- Newton 1 yd pass from Anderson (Serna kick)	12-90	5:23
4th	4:52	ND	- McKnight 18 yd pass from Quinn (Fitzpatrick kick)	10-88	4:04
4th	3:19	OSU	- Wright 2 yd run (Serna kick)	4-28	1:33

## Statistical Summary

	Notre Dame	Oregon State
First Downs	17	19
Rushing	3	2
Passing	11	17
Penalty	3	0
Net Rushing	59	20
Net Passing	217	358
Pass Attempts	33	45
Pass Comp.	18	28
Pass INT	1	0
Total Offense	276	378
Offensive Plays	66	63
Fumbles-Lost	0-0	1-0
Penalties-Yards	2-10	5-45
Punts-Yards	8-255	4-141
Punt Returns-Yards	1-7	5-77
Kickoff Returns-Yards	6-109	3-34
Possession Time	34:18	25:42
3rd Down Conversions	7-16	6-14
4th Down Conversions	0-0	1-1
Red Zone Scores-Chances	3-3	5-6
Sacks by - Yards	3-23	2-13

**RUSHING: Notre Dame**-Walker 13-43; Grant 14-19; Quinn 4-10; Wilson 1-0; Anastasio 1--13.  
**Oregon State**-Wright 9-24; Cole 3-3; TEAM 1-1; Anderson 5--6.

**PASSING: Notre Dame**-Quinn 17-29-214-2; Dillingham 1-3-3-0; Hoskins 0-1-0-0.  
**Oregon State**-Anderson 28-45-358-4.

**RECEIVING: Notre Dame**-McKnight 4-90; Samardzija 5-89; Walker 1-13; Fasano 1-13; Palmer 1-6; Wilson 2-3; Harris 1-3; Powers-Neal 1-2; Schmidt 1-1; Shelton 1--3.  
**Oregon State**-Hass 5-105; Newton 7-85; Gillett 4-62; Love 4-37; Haines 3-25; Bernard 2-19; Wright 2-16; Hawkins 1-9.

**INTERCEPTIONS: Notre Dame**-None.  
**Oregon State**-Williams 1-37.

**SACKS: Notre Dame**-Budinscak 2.0-18.  
**Oregon State**-Bray 1.0-4; Scott 1.0-9.

**TACKLES (UA-A): Notre Dame**-Zibowski 6-1; Campbell 4-0; Jackson 4-0; Ellicott 3-1; Curry 2-2; Budinscak 3-1; Hoyte 3-0; Goolsby 3-0; Burrell 2-0; Wooden 1-1; Mays 2-0; Abiamri 2-0; Quinn 1-0; Nduke 1-0; Fitzpatrick 1-0; Thomas 1-0; Bolen 0-1; Richardson 1-0; Thomas 1-0; Landri 1-0; Frome 1-0; Pauly 1-0; Samardzija 1-0; Beidatsch 0-1.  
**Oregon State**-Bray 10-0; Ellison 5-3; Meeuswen 5-1; Pollard 4-0; Browner 3-0; Scott 2-1; Piscitelli 3-0; Coker 2-1; Herron 2-0; Williams 2-0; Lemma 0-2; Davidson 2-0; Darkins 2-0; Doggett 2-0; Van Orsow 1-1; Swancutt 2-0; Smith 2-0; Siegert 1-1; Gillett 1-0; Burnley 0-1; Darlin 1-0.

**Bowl History**

▲ Oregon State is playing in its 20th bowl game all-time, and third consecutive dating back to the 2021 season.

▲ OSU is 12-7 all-time in bowl games.

▲ It's the first time the Beavers have played in three straight since OSU went to the post-season four consecutive times from 2006 to 2009.

▲ Oregon State won five consecutive bowl games from 2003 to 2008. The Beavers are now looking to win back-to-back bowl games for the first time since that stretch.

▲ Thirteen of the Beavers' 19 bowl appearances have come since the 1999 season. Oregon State is 8-5 in bowl games since 1999.

▲ Oregon State has scored first in each of its last six bowl games, going 3-3.

▲ Derek Anderson holds the Oregon State single-game record with 358 pass yards against Notre Dame in 2004 Insight Bowl.

▲ Yvenson Bernard holds the OSU record with 177 rush yards against Maryland in the 2007 Emerald Bowl, while James Newson's 165 receiving yards against Pittsburgh in the 2002 Insight Bowl is the program's standard.

▲ Kyrei Fisher-Morris is the lone Oregon State defender to tally two double-digit tackle efforts in a bowl game. He finished with 10 against Utah State in the 2021 Los Angeles Bowl, and followed that with 11 versus Florida in the 2022 Las Vegas Bowl.

▲ A look at Oregon State's individual game records heading into their 2023 bowl appearance:

Record	Player	Total	Year
Pass yds.	Derek Anderson	358	2004
	Matt Moore	356	2006
Rec. yds.	Derek Anderson	322	2003
	James Newson	165	2002
	Tim Euhus	121	2003
	Damola Adeniji	106	2009
Rush yds.	Mike Hass	105	2004
	Yvenson Bernard	177	2007
	Ken Simonton	157	1999
Rec.	Steven Jackson	149	2003
	James Newson	10	2002
	Bran Cooks	8	2013
	Damola Adeniji	8	2009
	Sammie Stroughter	8	2006
Tackles	Yvenson Bernard	8	2006
	Jabral Johnson	12	2013
	Tyrequek Zimmerman	11	2013
	Michael Doctor	11	2012
	Victor Butler	11	2008
	Kyrei Fisher-Morris	11	2022

**News, Notes And More**

▲ Twitter.com/BeaverFootball is still the program's main Twitter handle, but the Twitter.com/BeaverFBNews account was created prior to the 2019 season.

▲ Follow @BeaverFBNews for news, pre-game and in-game notes and more. The

handle will post in-game news and scoring information as it happens.

**Bowl Games**

▲ A look at each of Oregon State's appearances in a bowl game:

Year	Bowl	Opponent	Result
2022	Las Vegas	Florida	W, 30-3
2021	Los Angeles	Utah State	L, 13-24
2013	Hawai'i	Boise State	W, 38-23
2012	Alamo	Texas	L, 27-31
2009	Las Vegas	BYU	L, 20-44
2008	Sun	Pittsburgh	W, 3-0
2007	Emerald	Maryland	W, 21-14
2006	Sun	Missouri	W, 39-38
2004	Insight	Notre Dame	W, 38-21
2003	Las Vegas	New Mexico	W, 55-14
2002	Insight	Pittsburgh	L, 13-38
2001	Fiesta	Notre Dame	W, 41-9
1999	O'ahu	Hawai'i	L, 17-23
1965	Rose	Michigan	L, 7-34
1962	Liberty	Villanova	W, 6-0
1957	Rose	Iowa	L, 19-35
1949	Pineapple	Hawai'i	W, 47-27
1942	Rose	Duke	W, 20-16
1940	Pineapple	Hawai'i	W, 39-6

**30-3 Over Florida**

▲ Oregon State tallied 20 second-half points and held Florida to a field goal with less than a minute left to defeat the Gators, 30-3, at the 2022 Las Vegas Bowl.

▲ Ben Gulbranson was named the bowl's MVP after completing 12-of-19 passes for 165 yards. He also scored on a 7-yard rush in the third quarter, and threw a 15-yard scoring strike to Silas Bolden.

▲ Deshaun Fenwick gained 107 yards on the ground in the win.

▲ OSU limited Florida to 219 yards of total offense, the fewest by a Beaver bowl opponent since Pittsburgh netted 178 in 2008.

**Versus Notre Dame**

▲ Oregon State's matchup with Notre Dame is the Beavers' third all-time, and OSU holds the series lead, 2-0. OSU defeated the Fighting Irish, 41-9, in the 2001 Fiesta Bowl, and then 38-21 in the 2004 Insight Bowl.

▲ Oregon State was ranked fifth heading in the 2001 matchup, while Notre Dame was 10th. Neither team was ranked heading into the 2004 game.

▲ Derek Anderson passed for 358 yards and four touchdowns in the 2004 victory. Mike Hass caught five of Anderson's 28 completions for 105 yards and a score while Joe Newton made two touchdown receptions. Trent Bray led OSU with 10 tackles in the game, earning Defensive MVP honors.

▲ Anderson's 358 yards passing marks OSU's single-game record for a bowl game.

▲ Chad Johnson totaled four catches for 93 yards while TJ Houshmandzadeh caught six passes for 74 yards. OSU also held Notre Dame to 237 total yards in the 41-9 win.

**Overtime History**

Sept. 26, 1996	at California	L, 42-48 (3 OT)
Nov. 21, 1998	Oregon	W, 44-41 (2 OT)
Nov. 3, 2001	at USC	L, 13-16
Sept. 4, 2004	at LSU	L, 21-22
Dec. 1, 2007	at Oregon	W, 38-31 (2 OT)
Oct. 16, 2010	at Washington	L, 35-34 (2 OT)
Sept. 3, 2011	Sacramento State	L, 29-28
Sept. 14, 2013	at Utah	W, 51-48
Oct. 16, 2014	Utah	L, 29-23 (2 OT)
Oct. 8, 2016	California	W, 47-44
Oct. 27, 2018	at Colorado	W, 41-34
Nov. 6, 2021	at Colorado	L, 34-37 (2 OT)
<i>Overall: 5-7 • Home: 2-2 • Road: 3-5</i>		
<i>One OT: 3-3 • 2 OT: 2-3 • 3 OT: 0-1</i>		

▲ Oregon State has held Notre Dame to 10 first-half points in each of the first two meetings. Conversely, the Beavers have scored 33 points of their own in the first half.

**Sun Bowl Records**

▲ Matt Moore's 356 passing yards in the 2006 Sun Bowl marks the seventh-most ever in the game. He finished the 39-38 win over Missouri completing 31-of-54 passes for four touchdowns.

▲ Moore's four touchdowns are tied with Oregon's Justin Roper (2007).

▲ The 54 pass attempts are tied for third-most.

▲ OSU passed for 24 first downs in that game, the most ever at the bowl.

▲ Joe Newton caught two touchdowns in the game, and he is one of 18 players with at least two in bowl's history.

▲ Johnny Hekker downed five punts inside the 20 in OSU's 3-0 win in 2008. That's tied for the single-game record. His 10 punts overall tie him for third on the list.

▲ Sammie Stroughter's 18-yards per punt return in 2006 are second.

▲ Victor Butler is also second in tackles for loss after totaling five in the 2008 Sun Bowl. He ended the game with four sacks, also second, trailing only Reggie McKenzie's 4.5 for Tennessee in 1984.

**Bray Hired**

▲ Trent Bray, who has been on the Oregon State coaching staff for nine seasons over two stints, was hired as Oregon State's 32nd head coach on Nov. 29.

▲ Bray had spent the past two-and-a-half seasons as the team's defensive coordinator. The Beavers went 20-9 during his tenure as defensive coordinator.

▲ Bray was hired as linebackers coach in 2018 until being promoted to defensive coordinator in November 2021.

▲ His first stint at Oregon State came from 2012-14, also coaching linebackers.

▲ Bray served as linebackers coach at Arizona State from 2009-11 and at Nebraska from 2015-17.

▲ Bray has been a Broyles Trophy nominee twice; in 2016 at Nebraska and 2022 with the Beavers.

▲ He was a standout linebacker for the

# 2023 OREGON STATE FOOTBALL

Beavers, and is still ranked sixth all-time in the program's history with 337 tackles.

▲ Bray will not coach during the bowl game, instead choosing to focus on head coaching duties for the 2024 season.

## Hynson Named Interim

▲ Kefense Hynson, who has also been on the Oregon State staff for six seasons, will serve as the team's interim head coach, earning that distinction on Nov. 25.

▲ Hynson has coached wide receiver and is was the team's passing game coordinator prior to being named interim head coach.

▲ Hynson, who came to Corvallis in 2018, has coached one of the Beavers' top position groups over the last six seasons. That started with Isaiah Hodgins, who spent two seasons with Hynson, and who was a 2019 Biletnikoff watch list selection. Hodgins finished his OSU career second with 20 receiving touchdowns, sixth with 176 receptions and seventh for yards at 2,322.

▲ Following Hodgins, Hynson helped Trevon Bradford into the Oregon State record books. Bradford ended his Oregon State career with 151 catches (10th at OSU) and 1,904 yards (also 10th).

▲ Receivers have been named All-Pac-12 five times during Hynson's tenure.

## Bowl Game Staff

▲ Interim head coach Kefense Hynson will call the plays on offense while also working with the tight ends. Jon Boyer, meanwhile, will serve as offensive coordinator and will coach the Beavers' quarterbacks.

▲ Former Beaver wideout Trevon Bradford will coach the team's wide receivers. Torrey Gill will coach OSU's running backs and Kayden Lyles takes over coaching on the offensive line.

▲ Anthony Perkins will take over as defensive coordinator while still overseeing cornerbacks.

▲ Brandon Huppert takes over the linebackers, and will be assisted by former Beaver backer Avery Roberts. Keanu Yamamoto, meanwhile, is set to coach the team's defensive line.

▲ Jake Cookus will coach the team's safeties. Cookus will still serve as OSU's special teams coordinator. Michael Frisina will assist on special teams.

## Gulbranson Under Center

▲ Ben Gulbranson returns back to a starting role as quarterback for the Beavers. He last played more than a handful of snaps in the 2022 Las Vegas Bowl, where he was ultimately named the game's Most Valuable Player.

▲ Gulbranson went 7-1 as the Beavers' starting quarterback a year ago. He completed 121-of-194 (62 percent) passes last season, throwing for 1,455 yards and nine

touchdowns. He was named the Las Vegas Bowl MVP after passing for 165 yards and a touchdown. He also ran for 15 yards and a score in Oregon State's 30-3 win.

▲ Gulbranson has appeared in one game this season, completing his lone pass attempt for 6 yards.

## Winning Season

▲ Oregon State has assured itself of a winning overall record for the third consecutive season, a stretch last accomplished when the Beavers posted four straight from 2006-09.

▲ OSU also finished 5-4 in Pac-12 play, the team's third consecutive winning record in conference play. That also last happened in four straight from 2006-09.

## On This Date

▲ Oregon State has played on Dec. 29 twice, going 1-1.

▲ The Beavers defeated Missouri, 39-38, in the 2006 Sun Bowl, and lost a 31-27 decision to Texas in the 2012 Alamo Bowl.

## First/Second Half On Offense

▲ A look at Oregon State's first half versus second half offensive numbers this season:

Stat	1st	2nd
Points per game	17.6	16.3
Points off turnovers	45	37
Total offense	208.0	218.9
Time of possession	14:59	16:37
3rd down	34/72	22/67
Fourth down	6/10	10/17
Red zone	22/23	19/19
Rush yards	95.3	85.6
Yards per carry	5.32	4.80
Rushing touchdowns	14	12
Passing yards	112.8	133.3
Completion percentage	55.7	62.0
Passing touchdowns	11	14

## First/Second Half BY Opponents

▲ A look at Oregon State's first half versus second half defensive numbers this season:

Stat	1st	2nd
Points per game	10.6	10.9
Points off turnovers	20	6
Total offense	169.4	170.8
Time of possession	15:01	13:23
Third down	30/79	27/73
Fourth down	5/7	7/14
Red zone	16/17	15/20
Rush yards	64.3	39.8
Yards per carry	4.04	2.75
Rushing touchdowns	5	7
Passing yards	105.2	131.0
Completion percentage	60.4	60.3
Passing touchdowns	10	10

## Home/Road

▲ The Oregon State defense has been stingy this season, holding opponents to just 21.3 points per game, among the fewest al-

## Pronunciation Guide

#	NAME	PRONUNCIATION
3	Jamai East	Juh-my
3	Makiya Tongue	Muh-ky-uh
8	Sione Lolohea	See-oh-nay
		Low-low-hey-ah
8	Rweha Munyagi Jr.	Ray-ha
		Mun-yaw-ghee
10	Tastean Reddicks	TAY-steen
15	Dom Montiel	Mon-tee-uhl
17	Ben Gulbranson	Gull-bran-son
22	Joel Valadez	Val-uh-dez
24	Jack Kane	Con-eh
28	Kitan Oladapo	Cuh-tawn O-la-dap-o
30	Karson Boschma	Bosh-mah
31	Mathias Maliki-Donaldson	Muh-lick-ee
32	Isaiah Chisom	ch-IH-s-uh-m
33	Oluwaseyi Omosho	o-luh-WASH-aye o-muh-TOE-sho
34	Jake Reichle	Rike-uhl
40	Michael Erhart	Air-hart
41	Jhae Drummer	Jay
42	Mason Tufaga	Two-fong-uh
43	Takari Hickle	Tuh-car-ee
45	Semisi Saluni	Sah-me-see
		Saw-loo-nee
56	Zakaih Saez	Zuh-ky-uh Say-ez
58	Heneli Bloomfield	Hen-eh-lee
58	Kelze Howard	Kell-z
63	Luka Vincic	Vin-cheech
78	Nathan Elu	El-oo
94	Tavis Shippen	Tey-vis

## COACHES/STAFF

NAME	PRONUNCIATION
Trevon Bradford	Truh-von
Brandon Huppert	Hue-pert
Kefense Hynson	Kuh-Fence-A Hinson
Keanu Yamamoto	yaa-muh-mow-tow

## Beavers In The NFL

NAME, POS.	TEAM
Alex Austin, DB	New England Patriots
Blake Brandel, OL	Minnesota Vikings
Brandin Cooks, WR	Dallas Cowboys
Jaydon Grant, DB	Las Vegas Raiders
Sean Harlow, OL	New York Giants
Tre'Shaun Harrison, WR	Tennessee Titans
Johnny Hekker, P	Carolina Panthers
Isaiah Hodgins, WR	New York Giants
Jermar Jefferson, RB	Detroit Lions
Jake Luton, QB	Carolina Panthers
Sean Mannion, QB	Seattle Seahawks
Luke Musgrave, TE	Green Bay Packers
Steven Nelson, CB	Houston Texans
Kyle Peko, DL	Tennessee Titans
Jordan Poyer, S	Buffalo Bills
Teagan Quitariano, TE	Houston Texans
Hamilcar Rashed Jr.	Seattle Seahawks
Isaac Seumalo, OL	Pittsburgh Steelers
Noah Togiai, TE	Philadelphia Eagles
Nahshon Wright, DB	Las Vegas Raiders

*As of December 17*

# 2023 OREGON STATE FOOTBALL

lowed on average in the Pac-12.

▲ OSU has been extra stout in home games, allowing just 86 points - 14.3 per matchup at Reser Stadium. Opponents, meanwhile, have scored an average of 28.3 points per game on the road.

▲ The Beavers have been better against FBS teams with winning records, holding them to a 21.3 clip. Teams with losing records have averaged 24.2 points per game.

## Fenwick Notes

▲ Deshaun Fenwick heads into the Sun Bowl set for his final game at the collegiate level.

▲ The senior has played in 34 games in an Oregon State uniform, and enters the matchup with 1,501 rush yards on 282 carries. That's an average of 5.3 yards per carry.

▲ He's scored 16 rushing touchdowns.

▲ The Brandenton, Fla., native has also caught 17 passes for 105 yards and two touchdowns, both of which have come this season.

▲ Fenwick played three seasons for South Carolina before transferring to Oregon State, and tallied 523 yards and two touchdowns on 97 carries with the Gamecocks.

Fenwick is one of 60 active players at the FBS level with at least 2,000 rush yards, and his 2,024 rank 55th. He is averaging just under 5.4 yards per carry in his career.

## All-Pac-12 Notes

▲ Oregon State has now had four consecutive first-team selections at running back, the longest streak in the conference since USC went nine straight from 1973-81.

▲ Damien Martinez is a back-to-back selection, the first Beaver since Jacquizz Rodgers went three straight from 2008-10. Jermar Jefferson (2020) and B.J. Baylor (2021) are other Beavers who have been first-team selections during that stretch.

▲ Joshua Gray, meanwhile, was honored for the fourth time during his career. He's been named a second-teamer in 2020, 2022 and now 2023, and was honorable mention in 2021.

▲ Silas Bolden is a back-to-back sec-

ond-teamer at return specialist.

▲ Taliese Fuaga moved from a second-team selection to first team this season.

▲ Kitan Oladapo was a back-to-back honorable mention pick in 2021 and 2022, and is second team this year.

▲ Sione Lolohea also went from honorable mention in 2022 to second team this season.

▲ Jesiah Irish is honorable mention for the second time in his career, following 2020.

▲ Martinez and Fuaga are first-team selections by both the coaches and the Associated Press.

▲ Oladapo and Jake Levensgood are first-team honorees by the league's coaches and second-team by the AP.

▲ Tanner Miller is first team by the AP and second by the Pac-12's coaches.

## Academic All-Region

▲ Five Beavers were named Academic All-Region by the College Sports Communicators earlier in December.

▲ Josh Green, Isaac Hodgins, Jake Reichle, Riley Sharp and Cory Stover were all recognized.

▲ To be eligible for the honor, student-athletes must maintain at least a 3.5 cumulative grade point average and play in at least 90 percent of his team's games or start in at least 60 percent.

▲ All five are eligible to be selected as Academic All-Americans. Those selections will be announced in January.

## Less=Them, More=Us

▲ Oregon State has held opponents to just 48 runs of 10 or more yards, and 11 of 20 or more. That's among the best in the Pac-12.

▲ Conversely, on offense, the Beavers have tallied 73 carries of 10 or more yards - third in the Pac-12 - with 18 going going 20 or more. Damien Martinez leads the league with 39 carries of 10 or more yards, which places him in the top-15 nationally. He also has nine of 20 or more yards.

## Bowl Eligible

▲ Oregon State's 36-24 win over UCLA

made the Beavers the third team in the Pac-12 to be bowl eligible this season.

▲ The Oct. 14 date is the earliest on the calendar the Beavers have ever been bowl eligible. The previous date was Oct. 19 during the 2013 season.

▲ Oregon State became bowl eligible in the month of October for the fifth time in program history.

## Oladapo To 46

▲ Kitan Oladapo is set to play his final collegiate game at the Sun Bowl, and the Happy Valley, Ore., native enters it as an All-American. One of the highest graded safeties in the nation, he was named a First-Team All-American by Pro Football Focus.

▲ Oladapo has 63 tackles and two interceptions with nine pass breakups this season.

▲ He enters the matchup with the Fighting Irish at 237 tackles, 14.5 tackles for loss, 6.5 sacks, three interceptions, 26 pass breakups, two forced fumbles and a fumble recovery for his career.

▲ Oladapo has been recognized three times by the Pac-12's coaches, earning second team in 2023 after honorable mention honors in 2021 and 2022. He's also a two-time AP All-Pac-12 First Teamer, earning the honor in 2022 and 2023.

▲ Oladapo is set to play in the 2024 Senior Bowl on Feb. 3.

## Fuaga's All-American Honors

▲ Taliese Fuaga has been named an All-American by 11 organizations since the end of the 2023 regular season.

▲ He's been selected first team by the FWAA, ESPN, Phil Steele, CBS Sports and Pro Football Focus.

▲ Fuaga is also a Second-Team All-American by the the AFCA, The Sporting News, Associated Press, Walter Camp, The Athletic and USA Today.

▲ In addition, Fuaga is a finalist for the Polynesian Player of the Year award.

▲ He is the first Oregon State offensive lineman to earn First-Team All-America honors since Andy Levitre in 2008.

## Oregon State Miscellaneous Game Information

Opponent	Date	Uni	Toss	Kick/Receive	First OSU Drive	First OPP Drive	Weather
@ San José State	9/3	Natural	Won	Kick	Touchdown	Punt	75 Deg., Partly Cloudy
UC Davis	9/9	Black	Won	Kick	Touchdown	Interception	79 Deg., Sunny
San Diego State	9/16	Black	Won	Kick	Touchdown	Punt	77 Deg., Sunny
@ Washington St.	9/23	Natural	Won	Kick	Punt	Touchdown	70 Deg., Sunny
Utah	9/29	Orange	Won	Kick	Touchdown	Punt	59 Deg., Cloudy
@ California	10/7	Natural	Won	Kick	Touchdown	Downs	78 Deg., Sunny
UCLA	10/14	Black	Won	Kick	Field Goal	Interception	62 Deg., Cloudy
@ Arizona	10/28	Natural	Lost	Receive	Touchdown	Field Goal	74 Deg., Clear
@ Colorado	11/4	Natural	Lost	Receive	Punt	Punt	52 Deg., Mostly Clear
Stanford	11/11	Black	Lost	Kick	Touchdown	Punt	56 Deg., Cloudy
Washington	11/18	Black	Won	Kick	Touchdown	Touchdown	50 Deg., Raining
@ Oregon	11/24	Orange	Won	Kick	Turnover on Downs	Touchdown	39 Deg, Clear

## collegepressbox

collegepressbox is the official media website for Division I football. Access and download game notes, quotes, statistics, media guides, headshots, logos and more for all FBS schools, conferences, postseason games, awards and the College Football Playoff. For access, please register for an account at collegepressbox.com/register.

▲ The junior, however, will not participate in the bowl game, electing to prepare for the 2024 NFL Draft. He is looking to become the first-ever OSU offensive lineman selected in the first round.

### Miller All-American

▲ Tanner Miller, in addition to Taliese Fuga and Kitan Oladapo, has been named an All-American. He was selected as a second-teamer by ESPN.

▲ The honor is the first of his career.

▲ Miller was also selected as an All-Pac-12 First-Team performer by the Associated Press and a second-teamer by the league's coaches.

▲ Miller is rated as the No. 9 overall offensive lineman by Pro Football Focus, and No. 5 on run blocking.

### Chatfield Jr. Looking For 10

▲ Andrew Chatfield Jr. leads Oregon State with nine sacks this season and is looking to become the first Beaver in double digits since Hamilcar Rashed Jr. tallied 14 in 2019.

▲ Chatfield Jr. is third in the league. His 99 total sack yards are one shy of Utah's Jonah Elliss for the Pac-12 lead.

▲ Nationally, he is tied for 17th for overall sacks, and his 99 yards rank fourth.

### Sack More

▲ The Beavers have 36 sacks on the season, second-most in the Pac-12 trailing only UCLA's 41.

▲ Oregon State is aiming to finish in the top-five of the conference for sacks for the first time since the 2019 Beavers were fifth with 32. That was, since 2009, the only time OSU has finished in the top five.

▲ Oregon State last tallied 40 or more sacks in 2007 when picking up 44.

### On First

▲ Oregon State is 11th nationally in allowing just 587 yards on first down carries - 174 in total - by opponents. The Beavers are allowing an average of 3.37 yards per carry on first.

▲ Conversely, Oregon State has totaled 1,167 rush yards on first down this season, an average of 5.56 per attempt. Oregon State has tallied 42 first downs on first-down carries.

### Red Zone Excellence

▲ Oregon State heads into bowl season ranked second nationally with a 97.62 percent success rate in the red zone. The Beavers have converted on 41-of-42 opportunities.

▲ That trails only Missouri, which is 54-for-55 (98.18 percent).

▲ Oregon State was the last team in the nation with a perfect red zone percentage, but was 3-of-4 against Arizona.

▲ The Beavers also have one of the highest percentages of touchdowns in the red zone. OSU has found the end zone in 33 of those 42 red-zone trips for a 78.57 rate. That trails only Kansas State, which is 48-of-61 (78.69).

### In The Rankings

▲ Oregon State ended the regular season ranked in every single Associated Press Top 25 and US LBM Coaches for the first time in program history.

▲ The Beavers, who were ranked as high as 10th by the AP this season, are 21st heading into the bowl game. OSU is also ranked 22nd in the US LBM Coaches Poll.

▲ Oregon State's rankings this season.

Week	AP	Coaches
Preseason	18	18
Week 2	16	18
Week 3	16	17
Week 4	14	15
Week 5	19	21
Week 6	15	16
Week 7	15	14
Week 8	12	13
Week 9	11	12
Week 10	16	19
Week 11	12	13
Week 12	10	10
Week 13	15	15
Week 14	21	21
Week 15	21	22

### Ratings

▲ A total of 20.87 million viewers watched Oregon State games through the regular season, as provided by Sports Media Watch.

▲ That's the fifth most among programs on the West Coast.

### Limiting Sacks

▲ Oregon State has been one of the best teams at limiting sacks. OSU's 15 allowed this season is third-fewest in the Pac-12 and tied for 18th-fewest nationally.

▲ The Beavers have given up just 43 since the start of the 2021 season - a 38-game stretch - which marks the third-fewest total in the league. Washington has given up 41, with Oregon No. 1 at 34.

▲ Nationally, the Beavers have allowed the ninth-fewest over that stretch.

### Beavers When ...

#### Category .....2023

Overall.....	8-4
Pac-12.....	5-4
Non-conference .....	3-0
Home .....	5-1
Road.....	3-3
Day Game.....	3-2
Night Game (>5 p.m.).....	5-2
August.....	0-0
September.....	4-1
October.....	2-1
November .....	2-2
December .....	0-0

Vs. Top 25.....	2-3
Vs. Non-ranked .....	6-1

Scoring first.....	8-1
Opp. scores first .....	0-3

Leading after 1st qtr.....	8-1
Trailing after 1st qtr .....	0-3
Tied after 1st qtr .....	0-0

Leading at halftime .....	8-0
Trailing at halftime.....	0-3
Tied at halftime.....	0-1

Leading after 3rd qtr .....	8-0
Trailing after 3rd qtr .....	0-4
Tied after 3rd qtr .....	0-0

Overtime.....	0-0
---------------	-----

Scoring 20 pts or less.....	0-2
Scoring 20+ points.....	8-2
Scoring 30+ points.....	5-1
Allowing 21 pts or less .....	6-0
Allowing 10 pts or less.....	3-0

With 100-yd rusher.....	5-2
Allow 100-yd rusher .....	1-0
With 300-yd passer.....	0-0
Allow 300-yd passer .....	0-2
Outgain opponent .....	7-2
400+ total offense.....	7-2
Allow 400+ offense .....	2-2

No turnovers .....	3-1
2 or less turnovers .....	7-2
3+ turnovers.....	0-1
No takeaways.....	0-1
3+ takeaways.....	2-0

More turnovers gained .....	5-2
Less turnovers gained .....	2-2
Equal turnovers gained.....	1-0

Control TOP .....	6-2
Opponent controls TOP .....	2-2



## CFP

▲ Oregon State was ranked in every College Football Playoff ranking this season. OSU finished the regular season 19th per the CFP.

▲ The Beavers were ranked as high as No. 11 in the CFP, in week 12. That marked Oregon State's highest ever in the CFP after debuting during the 2022 season.

## Passes Defended

▲ Oregon State has tallied 61 passes defended as a team this season, third-most in the Pac-12 behind Washington (74) and Oregon (69). That comes on the heels of a 2022 season that saw OSU finish with a Pac-12 best 71.

▲ OSU has 24 interceptions over the past two seasons, with three going for scores.

▲ That was buoyed by four interceptions against Stanford, the most by a Pac-12 team this season. It was also the most by the Beavers since finishing with six against Idaho State in 2016.

▲ Kitan Oladapo became the first Beaver with two in a game since Treston Decoud had two against the Bengals in that 2016 game. Oladapo is the first Beaver with two in a league game since Rashad Reynolds in 2013 versus Washington State.

## Bray's Staff

▲ A look at who head coach Trent Bray has hired for his 2024 coaching staff (as of Dec. 18).

Name	Title
Jon Boyer	Tight Ends
AJ Cooper	Inside Linebackers
Kyle DeVan	Offensive Line
Thomas Ford	Running Backs
Ryan Gunderson	Off. Coordinator/QBs
Kefense Hynson	Wide Receivers/Passing Game Coordinator
Anthony Perkins	Cornerbacks
Ilaisa Tuiaki	Defensive Line
Mike McHugh	Director of FB Operations
Todd McShane	Dir. of Player Personnel

▲ Hynson and Perkins return as assistant coaches from 2023, while Boyer has served as a offensive quality control/senior advisor. Tuiaki was an assistant coach with the Beavers in 2015.

▲ Cooper returns to Corvallis after working for two seasons as a graduate assistant.

▲ DeVan, Gunderson and McShane all attended Oregon State and served in different capacities on the Beavers' staff after their days as undergraduate students.

## Completed Reser Stadium

▲ Oregon State played its first game in the Completed Reser Stadium Sept. 9 when hosting UC Davis.

▲ The \$161 million project has made Reser into a national best-in-class facility.

▲ An anonymous donor made a historic

\$50 million lead gift to transform Oregon State University's Reser Stadium into a national best-in-class football facility with year-round programs and facilities for all OSU students, faculty and staff.

▲ The project received approval by the OSU Board of Trustees Finance and Administration Committee on Jan. 28, 2021. The west side of the stadium was imploded nearly a year later in January 2022.

▲ The project involved the complete demolition and rebuilding of the west side of Reser Stadium and the construction of year-round university facilities, including a new state-of-the art interactive welcome center for new students considering attending OSU; new health center facilities for Corvallis campus students; health care facilities for OSU faculty and staff; and additional meeting space for university students, faculty and staff.

▲ Reser Stadium now features a 360-degree stadium concourse and includes expanded concessions and restroom facilities, enhanced sightlines, accessibility improvements and other fan amenities comparable to the east side of Reser, which was renovated prior to the 2005 season.

## Grads

▲ A total of 19 Oregon State players earned their degrees prior to the start of the 2023 season.

▲ They are: Heneli Bloomfield (sociology), Andrew Chatfield Jr. (sociology), Michael Erhart (finance), Deshaun Fenwick (sociology), Anthony Gould (business administration), Ben Gulbranson (public health), Everett Hayes (mechanical engineering), Isaac Hodgins (speech communication), Jesiah Irish (public health), Alton Julian (public health), Jake Levengood (kinesiology), John McCartan (sociology), Rhewa Munyagi Jr. (biology), Kitan Oladapo (design & innovation management), James Rawls (sociology), Jaden Robinson (digital communication arts), Riley Sharp (marketing), Tavis Shippen (sociology) and Cory Stover (tourism, recreation and adventure leadership).

## Captains, Our Captains

▲ The team's 2023 captains were announced at the end of the Beavers' pre-season camp.

▲ Five Beavers have served as team captains this year. They are: offensive linemen Taliese Fuaga, Joshua Gray and Jake Levengood, defensive lineman Isaac Hodgins and defensive back Kitan Oladapo.

▲ Hodgins and Levengood are both captains for the second time. Hodgins was a captain in 2020, with Levengood serving as one in 2022 as well.

## Reser Stadium

▲ The home of the Beavers has had over

\$360 million in fiscal improvements completed since the 2005 season.

▲ The stadium was re-named on that date after a personal seven-figure gift by Al and Pat Reser of Beaverton, Ore.

▲ The Valley Football Center, which houses the coaching staff's offices and the team's locker room, underwent an enhancement that was completed in the summer of 2020. It included new graphics to celebrate the accomplishments of Beaver football alumni and a stronger presence highlighting bowl victories.

▲ A new videoboard, measuring 145 feet high by 50 feet wide, was installed before the start of the 2022 season. It measures approximately 6,750 square feet and has more than 6.3 million pixels.

## Beavers In The NFL

▲ As of Dec. 17, 20 Beavers are in the NFL.

▲ An Oregon State player has been on an NFL Super Bowl roster for 10 consecutive seasons. Most recently, Isaac Seumalo and Noah Togiai were on the roster of the Philadelphia Eagles, who competed against Kansas City in Super Bowl LVII.

## Why Oregon State?

▲ "The academics first and foremost. I really believe in the direction the program is heading in and I think the coaching staff is incredible." - Jacob Anderson

▲ "It feels like home." - Silas Bolden

▲ "For me, it felt like the stars were aligned. OSU had everything I was looking for as an athlete, a student and a young man." - Thomas Collins

▲ "I love the campus and the coaches. Corvallis is a beautiful college town with loyal fans. I feel like I can make a big impact on the program, and I want to be a part of rebuilding the dam." - Ryan Franke

▲ "I fell in love with the town, the coaching staff and the players." - Joe Golden

▲ "I loved the campus and the community feeling." - Anthony Gould

▲ "It was the perfect place where I could focus on the things that matter; football and school." - Joshua Gray

▲ "I enjoyed the beautiful campus and Corvallis as a whole. All the coaches and family were kind to my family and the alumni treated me as one of their own." - Peyton Hogan

▲ "Oregon State is the school that is going to get me to where I want to be. They have great coaches, a great program and an amazing community!" - Jojo Johnson

▲ "I really love the town and I love the school." - Jake Levengood

▲ "Because it felt like home on my visit. The coaches and players value my culture and my academic goals. I am excited to be a part of the Oregon State Family." - Sione Lolohea

▲ "Great college football atmosphere, with a great fit to focus on football and academ-

ics. The program has that ‘family’ vibe - everyone is super close to one another.” - Dylan Lopez

▲ “I chose Oregon State because I feel like it is the best opportunity for me. This is where I am going to be able to excel for the next four years of my life. It is somewhere I am comfortable being, especially with the coaching staff. I love the way the program is run. I love how the players are as a whole, the team as a unit. Everybody is a part of the brotherhood and that’s what I was looking for.” - Mathias Maliki-Donaldson

▲ “I chose Oregon State because I loved the feel of the campus and the surrounding town. The coaching staff was also a major component; they seem like they really look after the players, not only on the field, but off the field as well.” - Tanner Miller

▲ “Because of the family atmosphere and the coaching staff. They have your best interest at heart and I see myself succeeding at Oregon State, not just as an athlete but a person as well.” - Isaiah Newell

▲ “Because of the loving family atmosphere and the opportunity it brings on and off the field.” - Zakai Saez

▲ “I felt Oregon State wanted the best and provided the best for me to excel as a student-athlete.” - Riley Sharp

▲ “The program revolves around family.” - Tavis Shippen

▲ “I love Corvallis, the OSU campus and especially the Beavers’ coaching staff. It’s a perfect fit.” - Travis Throckmorton

▲ “I love the culture and family aspect. OSU has a great coaching staff.” - David Wells Jr.

▲ “The program is great. I felt like I was family when I first visited.” - Quincy Wright

▲ “The culture.” - Jaydin Young

## Did You Know?

▲ Jacob Anderson can yodel.

▲ Silas Bolden’s brother, Victor, played for the Beavers from 2013-16.

▲ Nathan Elu counts ceramics as his favorite class because “it’s a class where I can practice my creativity and have a lot of fun.”

▲ Michael Erhart is the cousin of former NFL running back John Riggins.

▲ Takari Hickle enjoys riding horses in his spare time.

▲ Isaac Hodgins would like to be a chef after his playing career and prefers to cook Jamaican food.

▲ Jesiah Irish has participated in Beavers Without Borders, after his true freshman season.

▲ Cooper Jensen classifies himself as being a “good cook.”

▲ Alton Julian is majoring in public health and would like to be a nutritionist after his playing career.

▲ Jack Kane served as the freshman and sophomore class president at Servite High School in California.

▲ Jake Levengood would like to be an occupational therapist after his playing career.

▲ Ian Massey is interested in going into dentistry after his playing career.

▲ John McCartan is interested in becoming an FBI agent after his career.

▲ Rweha Munyagi Jr. played the piano growing up.

▲ Jeremiah Noga is related to former NFL defensive ends Al Noga (1988-94), Pete Noga (1987) and Niko Noga (1984-91).

▲ Trevor Pope would like to be a real estate agent after his playing career.

▲ James Rawls collects shoes and would like to go into real estate after his career.

▲ Jaden Robinson would like to be a counselor after his playing career.

▲ Travis Throckmorton enjoys wakeboarding in his spare time.

▲ Jimmy Valsin’s cousin, Kary Vincent Jr., played for LSU and was drafted in 2021 by the Denver Broncos.

▲ Luka Vincic has known he wanted to play college football since the third grade.

▲ Levi Willhite enjoys studying and learning new languages in his spare time.



## Kefense Hynson

**Interim Head Coach**  
**6th Season at Oregon State**

Kefense Hynson is in his sixth season at Oregon State and will serve as Oregon State’s Interim Head Coach at the Tony The Tiger Sun Bowl.

Hynson, who has served as OSU’s Wide Receivers Coach and Passing Game Coordinator, came to Corvallis in 2018 and has overseen one of Oregon State’s top position groups. That started with Isaiah Hodgins, who spent two seasons with Hynson, and who was a 2019 Biletnikoff watch list selection. Hodgins finished his OSU career second with 20 receiving touchdowns, sixth with 176 receptions and seventh for yards at 2,322.

Following Hodgins, Hynson helped Trevon Bradford into the Oregon State record books. Bradford ended his Oregon State career with 151 catches (10th at OSU) and 1,904 yards (also 10th).

Receivers have been named All-Pac-12 five teams during Hynson’s tenure. That also includes Tre’Shaun Harrison, whose collegiate career ended with 1,147 yards, 29th for a career at OSU entering the season. He was passed this season by Anthony Gould, who has 1,360 yards to rank 20th for a career. Silas Bolden, meanwhile, is also in the OSU record books, coming into the Sun Bowl 34th with a 1,048 receiving yards.

He’s served six seasons as an offensive coordinator at the collegiate level, and participated in the 2020 and 2021 NFL Quarterback Coaching Summit, which is designed to give coaches from the NFL and NCAA experience, professional development and networking opportunities with NFL club executives.

Hynson coached wide receivers at Hawai’i for two seasons prior to Oregon State. He’s also coached at Norfolk State, Montana, Yale, Western Washington, Minnesota-Mankato and Willamette while also serving as the director of operations at Boise State.

A native of Oakland, Calif., he will return to the Oregon State coaching staff as wide receivers coach and passing game coordinator under head coach Trent Bray.



# 2023 OREGON STATE FOOTBALL

## Honors & Awards

### Heneli Bloomfield

- Phil Steele All-Pac-12 Third Team
- Preseason All-Pac-12 Honorable Mention

### Silas Bolden

- All-Pac-12 Second Team (RS)
- Phil Steele All-Pac-12 Second Team (RS)
- Preseason All-Pac-12 Second Team

### Andrew Chatfield Jr.

- Pac-12 Defensive Player of the Week (11/6)
- Pac-12 Defensive Lineman of the Week (11/6)

### Ryan Cooper Jr.

- All-Pac-12 Honorable Mention
- Preseason All-Pac-12 Honorable Mention
- Pac-12 Defensive Player of the Week (Oct. 16)

### Taliese Fuaga

- FWAA All-America First Team
- CBS Sports / 247Sports All-America First Team
- ESPN All-America First Team
- Pro Football Focus All-America First Team
- Phil Steele All-America First Team
- Associated Press All-America Second Team
- AFCA All-America Second Team
- Walter Camp All-America Second Team
- The Sporting News All-America Second Team
- The Athletic All-America Second Team
- USA Today All-America Second Team
- All-Pac-12 First Team
- AP All-Pac-12 First Team
- Phil Steele All-Pac-12 First Team
- Polynesian Player of the Year Finalist
- Outland Trophy Semifinalist
- Lombardi Award Semifinalist
- ESPN.com Midseason All-America First Team
- Pro Football Focus Midseason All-America First Team
- Associated Press Midseason All-America First Team
- CBS Sports Midseason All-America First Team
- 247 Sports Midseason All-America First Team
- USA Today Midseason All-America First Team
- The Athletic Midseason All-America Second Team
- Preseason All-Pac-12 First Team
- Lombardi Award Watch List
- Outland Trophy Watch List
- Polynesian Player Of The Year Watch List
- Pac-12 Offensive Lineman of the Week (Oct. 16)

### Anthony Gould

- All-Pac-12 Honorable Mention
- Preseason All-Pac-12 First Team

- Phil Steele Preseason All-America Second Team
- Hornung Award Watch List

### Joshua Gray

- All-Pac-12 Second Team
- Phil Steele All-Pac-12 Second Team
- Preseason All-Pac-12 First Team
- Outland Trophy Watch List
- Pac-12 Offensive Lineman of the Week (10/9)
- Pac-12 Offensive Lineman of the Week (9/18)

### Josh Green

- Academic All-District
- Ray Guy Award Midseason Watch List

### Isaac Hodgins

- Academic All-District
- Campbell Trophy Semifinalist

### Jesiah Irish

- All-Pac-12 Honorable Mention (AP/ST)
- Preseason All-Pac-12 Honorable Mention

### Jake Levensgood

- All-Pac-12 First Team
- AP All-Pac-12 Second Team
- Phil Steele All-Pac-12 Second Team
- Preseason All-Pac-12 Second Team
- Rimington Trophy Watch List

### Sione Lolohea

- All-Pac-12 Second Team
- Phil Steele All-Pac-12 Second Team
- Polynesian Player of the Year Watch List
- Pac-12 Defensive Lineman of the Week (Oct. 16)

### Damien Martinez

- All-Pac-12 First Team
- AP All-Pac-12 First Team
- Phil Steele All-Pac-12 Second Team
- Doak Walker Award Semifinalist
- Earl Campbell Tyler Rose Award Semifinalist
- Earl Campbell Tyler Rose Award Weekly Honorable Mention (11/14)
- Phil Steele Preseason All-America Fourth Team
- Preseason All-Pac-12 First Team
- Doak Walker Award Watch List
- Earl Campbell Tyler Rose Watch List
- Maxwell Award Watch List

### Tanner Miller

- ESPN All-America First Team
- Phil Steele All-America Honorable Mention
- AP All-Pac-12 First Team
- All-Pac-12 Second Team
- Phil Steele All-Pac-12 First Team
- Associated Press Midseason All-America First Team
- Burlsworth Trophy nominee
- Pac-12 Offensive Lineman of the Week (10/2)

## Offensive Line

- Joe Moore Award Semifinalist
- Joe Moore Award Midseason Watch List

### Kitan Oladapo

- Pro Football Focus All-America First Team
- All-Pac-12 Second Team
- AP All-Pac-12 First Team
- Phil Steele All-Pac-12 Second Team
- East-West Shrine Bowl Breakout Defensive Player Of The Week
- Preseason All-Pac-12 First Team
- Bednarik Award Watch List
- Nagurski Trophy Watch List

### James Rawls

- Preseason All-Pac-12 Honorable Mention

### Jake Reichle

- Academic All-District

### Riley Sharp

- Academic All-District

### Cory Stover

- Academic All-District

# 2023 OREGON STATE FOOTBALL

## Updated Career Records

### RUSHING YARDS

PLAYER	YARDS	ATT	TDS
1. Ken Simonton (1998-2001)	5,044	1,041	59
2. Jacquizz Rodgers (2008-10)	3,877	788	46
3. Yvenson Bernard (2004-07)	3,862	876	38
4. Steven Jackson (2001-03)	3,625	743	39
5. Jermar Jefferson (2018-20)	2,923	514	27
6. Storm Woods (2012-15)	2,674	539	25
7. Dave Schilling (1969-71)	2,552	641	20
8. Pete Pifer (1964-66)	2,233	474	18
9. Ryan Nall (2015-17)	2,216	385	24
<b>10. Damien Martinez (2022-23)</b>	<b>2,167</b>	<b>355</b>	<b>16</b>
11. Bill Enyart (1966-68)	2,155	492	25
12. Artavis Pierce (2016-19)	2,127	367	15
13. J.J. Young (1991-94)	2,084	361	19
14. Sam Baker (1950-52)	1,947	487	23
15. Ken Carpenter (1946-49)	1,910	441	
16. Terron Ward (2011-14)	1,843	377	22
16. B.J. Baylor (2018-21)	1,718	308	18
17. Bryce Oglesby (1980-83)	1,688	320	6
18. Billy Main (1967-69)	1,621	347	16
19. James Fields (1976-78)	1,535	398	11
20. Dwight Wright (2001-04)	1,519	383	12
21. Terry Baker (1960-62)*	1,503	299	16
<b>22. Deshaun Fenwick (2021-23)</b>	<b>1,501</b>	<b>282</b>	<b>16</b>

### RECEIVING YAARDS

PLAYER	REC	YARDS	TDS
1. Mike Hass (2002-05)	220	3,924	20
2. James Newson (2000-03)	213	3,572	20
3. Brandin Cooks (2011-13)	226	3,272	24
4. Markus Wheaton (2009-12)	227	2,994	16
5. Sammie Stroughter (2004-08)	164	2,623	14
6. James Rodgers (2007-11)	222	2,578	18
7. Isaiah Hodgins (2017-19)	176	2,322	20
8. Reggie Bynum (1982-85)	149	2,231	15
9. Robb Thomas (1985-88)	138	2,043	18
10. Trevon Bradford (2016-21)	151	1,904	14
11. Victor Bolden Jr. (2013-16)	170	1,863	7
12. Jordan Villamin (2014-17)	129	1,847	13
13. Roddy Tompkins (1996-99)	118	1,845	12
14. Steve Coury (1976-79)	135	1,837	10
15. Phil Ross (1985, 1987-89)	153	1,827	6
16. Vern Burke (1962-1963)	117	1,799	19
17. Robert Prescott (1997-2000)	110	1,788	9
18. Anthony Brown (2004-07)	133	1,669	10
19. Jeff Kolberg (1969-71)	92	1,364	11
<b>20. Anthony Gould (2019-23)</b>	<b>84</b>	<b>1,360</b>	<b>6</b>
21. Greg Ainsworth (1997-98)	107	1,349	3
22. Tim Euhus (2000-03)	98	1,346	9
23. Joe Newton (2003-04, 06)	105	1,308	13
24. Pat Chaffey (1986, 1988-89)	124	1,293	5
25. Dave Montagne (1984-86)	114	1,282	3
26. Timmy Hernandez (2016-18)	107	1,259	7
27. Victor Simmons (1978-81)	80	1,203	5
28. Richard Mullaney (2012-14)	83	1,160	5
29. Joe Halahuni (2008-11)	97	1,147	13
Tre'Shaun Harrison (2020-22)	90	1,147	8
31. Connor Hamlett (2011-14)	104	1,109	10
32. Lee Overton (1973-76)	70	1,089	6
33. Jacquizz Rodgers (2008-10)	151	1,056	5
<b>34. Silas Bolden (2020-23)</b>	<b>77</b>	<b>1,048</b>	<b>9</b>

## Updated Single-Season Records

### RUSHING YARDS

PLAYER	YARDS	ATT	TDS
1. Steven Jackson (2002)	1,690	319	15
2. Ken Simonton (2000)	1,559	284	19
3. Steven Jackson (2003)	1,545	350	19
4. Ken Simonton (1999)	1,486	294	19
5. Jacquizz Rodgers (2009)	1,440	273	21
6. Jermar Jefferson (2018)	1,380	239	12
7. B.J. Baylor (2021)	1,337	227	13
8. Yvenson Bernard (2005)	1,321	299	13
9. Yvenson Bernard (2006)	1,307	296	12
10. Bill Enyart (1968)	1,304	293	17
11. Jacquizz Rodgers (2008)	1,253	259	11
12. Yvenson Bernard (2007)	1,214	275	13
<b>13. Damien Martinez (2023)</b>	<b>1,185</b>	<b>194</b>	<b>9</b>

### SACKS

PLAYER	SACKS
1. Hamilcar Rashed Jr., LB (2019)	14.0
2. Maurice Porter, DE (1982)	12.0
Victor Butler, DE (2008)	12.0
4. LaDairus Jackson, DE (2000)	11.5
Bill Swancutt, DE (2002)	11.5
Bill Swancutt, DE (2003)	11.5
Bill Swancutt, DE (2004)	11.5
8. Victor Butler, DE (2007)	10.5
9. Slade Norris, DE (2008)	10.0
10. Dorian Smith, DE (2006)	9.0
Slade Norris, DE (2007)	9.0
Scott Crichton, DE (2012)	9.0
<b>Andrew Chatfield Jr. (2023)</b>	<b>9.0</b>

# 2023 OREGON STATE FOOTBALL

## Pac-12/National Rankings (Entering The 2023-24 Bowl Season)

### Team Rankings

Statistic	National	Pac-12	Value
3rd Down Conversion Pct (130 ranked)	60	8	0.403
3rd Down Conversion Pct Defense (130 ranked)	55	4	0.375
4th Down Conversion Pct (130 ranked)	47	5	0.593
4th Down Conversion Pct Defense (130 ranked)	91	6	0.571
Blocked Kicks (60 ranked)	60	7	1
Blocked Kicks Allowed (130 ranked)	44	3	1
Blocked Punts (21 ranked)	21	3	1
Blocked Punts Allowed (128 ranked)	71	6	1
Completion Percentage (130 ranked)	90	8	0.582
Defensive TDs (63 ranked)	63	6	1
Fewest Penalties (130 ranked)	60	4	70
Fewest Penalties Per Game (130 ranked)	62	4	5.83
Fewest Penalty Yards (130 ranked)	68	5	631
Fewest Penalty Yards Per Game (130 ranked)	71	5	52.58
First Downs Defense (130 ranked)	52	4	236
First Downs Offense (130 ranked)	35	6	269
Fumbles Lost (130 ranked)	26	4	5
Fumbles Recovered (130 ranked)	51	4	7
Kickoff Return Defense (130 ranked)	34	5	17.71
Kickoff Returns (130 ranked)	100	9	18.11
Net Punting (130 ranked)	105	10	36.49
Passes Had Intercepted (130 ranked)	22	4	7
Passes Intercepted (129 ranked)	22	3	12
Passing Offense (130 ranked)	51	7	246.1
Passing Yards Allowed (130 ranked)	81	5	236.2
Passing Yards per Completion (130 ranked)	13	1	14.40
Punt Return Defense (130 ranked)	22	2	4.31
Punt Returns (130 ranked)	5	1	18.50
Red Zone Defense (130 ranked)	69	7	0.838
Red Zone Offense (130 ranked)	2	1	0.976
Rushing Defense (130 ranked)	15	4	104.1
Rushing Offense (130 ranked)	34	5	180.8
Sacks Allowed (130 ranked)	19	3	1.25
Scoring Defense (130 ranked)	32	5	21.5
Scoring Offense (130 ranked)	27	5	33.8
Tackles for Loss Allowed (130 ranked)	32	3	4.75
Team Passing Efficiency (130 ranked)	36	6	148.17
Team Passing Efficiency Defense (130 ranked)	57	7	129.99
Team Sacks (129 ranked)	9	2	3.00
Team Tackles for Loss (130 ranked)	44	3	6.0
Time of Possession (130 ranked)	28	2	31:36
Total Defense (130 ranked)	35	4	340.2
Total Offense (130 ranked)	32	5	426.9
Turnover Margin (130 ranked)	21	3	0.58
Turnovers Gained (130 ranked)	36	4	19
Turnovers Lost (130 ranked)	15	4	12
Winning Percentage (130 ranked)	30	4	0.667

### Individual Rankings

Statistic	Player	Nat.	Pac-12	Value
All Purpose (200 ranked)	Damien Martinez	41	6	109.25
	Silas Bolden	45	7	106.58
	Anthony Gould	163	23	77.55
Combined Kick Returns (199 ranked)	Silas Bolden	30	3	477
Kickoff Returns (61 ranked)	Silas Bolden	28	2	23.1
Punt Return TDs (2 ranked)	Silas Bolden	2	1	1
Receiving TDs (159 ranked)	Silas Bolden	102	15	5
Receiving Yards (200 ranked)	Silas Bolden	87	14	718
	Anthony Gould	87	14	718
Receiving Yards Per Game (200 ranked)	Anthony Gould	65	14	65.3
	Silas Bolden	92	16	59.8
Receptions Per Game (200 ranked)	Silas Bolden	98	19	4.2
	Anthony Gould	117	21	4
Rush Yards Per Carry (162 ranked)	Damien Martinez	25	4	6.11
Rushing TDs (193 ranked)	Damien Martinez	51	6	9
	Deshaun Fenwick	144	16	5
Rushing Yards (200 ranked)	Damien Martinez	18	2	1,185
	Deshaun Fenwick	166	13	500
Rushing Yards Per Game (200 ranked)	Damien Martinez	20	2	98.8
	Deshaun Fenwick	179	13	41.7
Sacks (148 ranked)	Andrew Chatfield	14	3	0.75
Total Offense (200 ranked)	Damien Martinez	134	13	98.8
Total Tackles (498 ranked)	Calvin Hart Jr.	260	27	5.5
	Kitan Oladapo	310	31	5.2
Total Touchdowns (147 ranked)	Damien Martinez	81	12	9
	Silas Bolden	108	16	8
Yards per Reception (200 ranked)	Deshaun Fenwick	147	24	7
	Anthony Gould	61	7	16.32
	Silas Bolden	140	14	14.08

# 2023 OREGON STATE FOOTBALL

## Oregon State Career Starts

Player	Position	2018	2019	2020	2021	2022	2023	Total	Cons.
Bloomfield, Heneli	OL	0	4 <sup>UST</sup>	0	0	7	11	22	0
Bolden, Silas	WR	0	0	0	0	3	10	13	0
Brewer, Marco	OL	0	0	0	5	5	0	10	0
Chatfield, Andrew	LB	0	0	0	0	1	0	1	0
Cooper Jr., Ryan	DB	0	0	0	0	10	10	20	4
Fenwick, Deshaun	RB	0	0	0	0	7	0	7	0
Fuaga, Taliase	OL	0	0	0	0	13	12	25	25
Golden, Joe	DL	0	0	0	0	0	12	12	12
Gould, Anthony	WR	0	0	1	3	7	10	21	4
Gray, Joshua	OL	0	0	7	13	13	11	44	0
Gulbranson, Ben	QB	0	0	0	0	8	0	8	0
Hart Jr., Calvin	LB	0	0	0	0	10 <sup>NEV</sup>	10	20	6
Hodgins, Isaac	DL	11	12	7	0	3	1	34	0
Irish, Jesiah	WR	1	0	2	0	1	2	6	0
Ivy Jr., Tyrice	DB	0	0	0	0	0	4	4	0
Johnson, Josiah	DB	0	0	0	0	0	1	1	0
Jordan IV, Melvin	LB	0	0	0	0	0	1	1	0
Julian, Alton	DB	0	0	2	5	0	0	7	0
Kane, Jack	DB	0	0	0	0	0	2	2	1
Levorgood, Jake	OL	0	0	7	8	13	9	37	2
Lolohea, Sione	DL	0	0	0	2	7	12	21	16
Martinez, Damien	RB	0	0	0	0	5	12	17	17
McCartan, John	LB	0	4	1	0	10	12	27	12
Miller, Tanner	OL	0	0	0	0	1	12	13	12
Munyagi Jr., Rweha	WR	0	0	0	0	0	4	4	1
Navarrete, Dyontae	RB	0	0	0	5 <sup>L&amp;C</sup>	10 <sup>L&amp;C</sup>	0	15	0
Noga, Jeremiah	WR	0	0	0	0	0	1	1	0
Oladapo, Kitan	DB	0	0	1	12	13	12	38	36
Rawls, James	DL	0	0	0	0	12	11	23	6
Robinson, Jaden	DB	0	0	0	0	1	11	12	6
Sharp, Riley	TE	0	7	1	13	3	1	25	0
Starck, Grant	OL	0	0	0	0	12 <sup>NEV</sup>	4	16	1
Stover, Cory	LB	0	0	0	0	5	0	5	0
Strand, Jacob	OL	0	0	0	0	0	1	1	1
Terry II, Jermaine	TE	0	0	0	0	12 <sup>CAL</sup>	8	20	6
Thomas, Skyler	DB	0	0	0	0	2	0	2	0
Thomas Jr., Noble	DB	0	0	0	0	0	4	4	0
Tongue, Makiya	LB	0	0	0	1	2	1	4	0
Valadez, Joel	WR	0	0	0	11 <sup>LIN</sup>	11 <sup>LIN</sup>	0	22	0

By Position	2018	2019	2020	2021	2022	2023	Total
Defensive Back	0	0	3	17	26	45	87
Defensive Line	11	12	7	2	22	36	90
Linebacker	0	11	2	13	31	24	81
Offensive Line	0	4	14	26	64	60	168
Quarterback	0	0	0	0	8	0	8
Running Back	0	0	0	5	22	12	39
Tight End	0	0	0	0	12	8	20
Wide Receiver	1	0	3	15	24	27	70

*CAL* indicates starts at California  
*ILL* indicates starts at Illinois  
*LIN* indicates starts at Linfield  
*L&C* indicates starts at Lewis & Clark  
*NEV* indicates starts at Nevada  
*UST* indicates starts at Utah State  
*Cons.* indicates consecutive starts

## OREGON STATE RECORDS

### CAREER STARTS

PLAYER	STARTS	YEARS
1. Roy Schuening, OG	50	2004-07
2. Richard Seigler, LB	49	2000-03
3. Michael Philipp, OT	48	2009-10, '12-13
Blake Brandel, OL	48	2016-19
5. Keenan Lewis, CB	47	2005-08
6. Ken Simonton, RB	45	1998-2001
Dennis Weathersby, CB	45	1999-2002
Brandon Kipper, OL	45	2019-22
9. Mike Remmers, OT	44	2008-11
Dylan Wynn, DE	44	2011-14
<b>Joshua Gray, OL</b>	<b>44</b>	<b>2020-23</b>
12. John Garrett, LB	43	1991-94
William Ephraim, CB	43	1991-94
Andrae Holland, CB	43	1995-98
Brandon Hughes, CB	43	2005-08
Sean Mannion, QB	43	2011-14
17. Maurice Wilson, WR	42	1989-92
Terrance Carroll, FS	42	1997-2000
Anthony Brown, WR	42	2004-07
20. Roddy Tompkins, WR	41	1996-98
Gus Lavaka, OL	41	2016-19
22. Reggie Tongue, FS	40	1992-95
Mitch Meeuwsen, SS	40	2001-04
Jaydon Grant, DB	40	2016-22

### CONSECUTIVE STARTS

PLAYER	STARTS	YEARS
1. Roy Schuening, OL	50	2004-07
2. Richard Seigler, LB	49	2000-03
3. Blake Brandel, OL	48	2016-19
4. Brandon Kipper, OL	45	2019-22
<b>5. Joshua Gray, OL</b>	<b>44</b>	<b>2020-23</b>
6. John Garrett, LB	43	1991-94
7. Maurice Wilson, WR	40	1989-92
Reggie Tongue, FS	40	1992-95

## The Last Time Oregon State ...

**Beat a ranked team** — No. 18 UCLA, 36-24 (10/14/23)  
**Beat ranked teams in back-to-back games** — No. 13 Wisconsin (9/8/12) & No. 19 UCLA (9/22/12)  
**Returned a punt for a TD** — Silas Bolden, 65 yards, vs. UC Davis (9/9/23)  
**Recovered a blocked punt for a TD** — Luke Musgrave, 27 yards, vs. Utah (10/23/21) - blocked by Luke Musgrave  
**Returned a kickoff for a TD** — Victor Bolden, 99 yards, Boise State (9/24/16)  
**Returned a fumble for a TD** — Manase Hungalu, 40 yards, at UCLA (11/12/16)  
**Returned two fumbles for TDs in same game** — Rashaad Reynolds, 3 & 70 yards, vs. Boise State (12/24/13)  
**Returned an interception for a TD** — Ryan Cooper Jr., 67 yards, vs. UCLA (10/14/23)  
**Blocked a punt** — Jack Colletto, vs. Florida (12/17/22)  
**Recovered a blocked FG for TD** — Dennis Weathersby, 83 yards, UCLA (10/5/02) — blocked by Nick Barnett.  
**Blocked a Field Goal** — Teagan Quitarano, vs. Stanford (11/13/21)  
**Blocked a PAT** — John McCartan, Southern Utah (9/8/18)  
**Recorded a safety** — at Washington State (9/16/17); Shawn Wilson TFL in the end zone  
**Scored a 2-point conversion** — Silas Bolden from Chance Nolan, at Fresno State (9/10/22)  
**Scored a 2-point defensive TD** — Keith Heyward-Johnson at Washington (10/7/00)  
**Missed a PAT** — Atticus Sappington, vs. Stanford (11/11/23)  
**Shut out an opponent** — 42-0, vs. Idaho (9/18/21)  
**Shut out an opponent at home** — 42-0, vs. Idaho (9/18/21)  
**Shut out an opponent on the road** — 0-0, at Oregon (11/19/83)  
**Scored on a 99-yard drive** — 15 plays, 7:38 time, at Stanford (10/8/22)  
**Offensive Lineman scored a TD** — 3-yard rush — Joshua Gray, San Diego State (9/16/23)  
**Player scored 3 touchdowns** — 0 rush, 3 rec. — Jack Velling, at California (10/7/23)  
**Player scored 4 touchdowns** — 4 rush, 0 rec. — Damien Martinez, vs. Stanford (11/11/23)  
**Player scored 5 touchdowns** — 4 rush, 1 rec. — Steven Jackson, New Mexico (12/24/03)  
**Player responsible 6 touchdowns** — 5 pass, 1 rush — Jake Luton, at UCLA (10/5/19)  
**Kicked 3 field goals** — 36, 43, 26 — Atticus Sappington, vs. UCLA (10/14/23)  
**Kicked 4 field goals** — 32, 37, 20, 31 — Jordan Choukair, Colorado (10/14/17)  
**Had a player rush for 100+ yards** — 123 — Damien Martinez, vs. Washington (11/18/23)  
**Had a player rush for 200+ yards** — 226, Jermar Jefferson vs. Oregon (11/27/20)  
**Had a QB rush for 100+ yards** — 105, Darell Garretson, California (10/8/16)  
**Had two players rush for 100+ yards** — 145, B.J. Baylor & 127, Deshaun Fenwick, at WSU (10/9/21)  
**Had a true freshman rush for 100-plus yards** — 105 — Damien Martinez vs. California (11/12/22)  
**Had a rush of 50+ yards** — 59 — Damien Martinez, vs. Stanford (11/11/23)  
**Had a rush of 60+ yards** — 64 — Damien Martinez, vs. UC Davis (9/9/23)  
**Had a rush of 70+ yards** — 82, Jermar Jefferson, vs. Oregon (11/27/20)  
**Had a rush of 80+ yards** — 82, Jermar Jefferson, vs. Oregon (11/27/20)  
**Had a player pass for 5+ touchdowns** — 5, DJ Uiagalelei, at California (10/7/23)  
**Had a player pass for 300+ yards** — 302, Chance Nolan, vs. Hawaii'i (9/11/21)  
**Had a player pass for 400+ yards** — 408, Jake Luton, at Washington State (11/23/19)  
**Had a player pass for 800+ yards in consecutive games** — 907 & 974, Sean Mannion, 414, Colorado (9/28/13) & 493 at Washington State (10/12/13) & 481 at California (10/19/13)  
**Had a player with 100+ receiving yards** — 117, Anthony Gould, vs. California (10/7/23)  
**Had a player with 200+ receiving yards** — 200, Isaiah Hodgins, at Nevada (9/15/18)  
**Had a running back with 100+ receiving yards** — 103, Terron Ward, Colorado (9/28/13)  
**Had a tight end with 100+ receiving yards** — 119, Connor Hamlett, at Arizona State (11/16/13)  
**Had two players with 100+ receiving yards** — Isaiah Hodgins (200) and Timmy Hernandez (116), at Nevada (9/15/18)  
**Had a player with 100+ yards rushing & a player with 100+ receiving** — vs. Hawaii'i (9/11/21) B.J. Baylor, 171 rush; Anthony Gould, 119 rec.  
**Had a player with 100+ yards rushing & two with 100+ receiving** — Ohio State (9/15/18) Jermar Jefferson, 106 rush; Isaiah Hodgins, 200 rec., Timmy Hernandez, 116 rec.  
**Had a player with 10+ receptions** — 10, Isaiah Hodgins, at UCLA (10/5/19)  
**Had a reception of 50+ yards** — 61, Anthony Gould from DJ Uiagalelei, vs. Stanford (11/11/23)  
**Had a reception of 60+ yards** — 61, Anthony Gould from DJ Uiagalelei, vs. Stanford (11/11/23)  
**Had a reception of 70+ yards** — 75, Anthony Gould from DJ Uiagalelei, vs. San Diego St. (9/16/23)  
**Had a reception of 80+ yards** — 87, James Rodgers from Sean Canfield, Portland St. (9/5/09)  
**Had a reception of 90+ yards** — 90, Mike Hass from Derek Anderson at USC (12/6/03)  
**Had a player with 3 quarterback sacks** — 3.0-36, Andrew Chatfield Jr., at Colorado (11/4/23)  
**Had a player with 4 tackles-for-loss** — 4.0-24, Hamilcar Rashed Jr., vs. Arizona State (11/16/19)  
**Had a player with 3 tackles-for-loss** — 3.0-36, Andrew Chatfield Jr., at Colorado (11/4/23)  
**Had a player with 2+ interceptions** — 2, Kitan Oladapo, vs. Stanford (11/11/23)  
**Had a player with 3+ interceptions** — 3, Jordan Poyer, Washington State (10/6/12)  
**Had a player with 4 pass breakups** — 4, Manase Hungalu, vs. Stanford (10/26/17)  
**Had a player with 2+ forced fumbles** — 2, Andrew Chatfield Jr., at Colorado (11/4/23)  
**Had a player with 2+ fumble recoveries** — 2, Manase Hungalu, at UCLA (11/12/16)  
**Had 500+ yards of total offense** — 598, vs. Stanford (11/11/23)  
**Allowed 500+ yards of total offense in a win** — 526, at Arizona (11/2/19)  
**Allowed fewer than 100 yards of total offense in a half** — 52, at Colorado (11/4/23) - 1st half  
**Forced 4+ turnovers** — 4, vs. Stanford (11/11/23)  
**Forced 5+ turnovers** — 5, vs. Boise State (9/3/22)  
**Forced 4+ turnovers in back-to-back games** — 6, at Washington State (10/12/13) & 4, at California (10/19/13)  
**Forced 4+ interceptions** — 4, vs. Stanford (11/11/23)  
**Committed 10+ penalties** — 11 for 95 yards, vs. UCLA (10/14/23)  
**Committed 14+ penalties** — 14 for 154 yards, at USC (9/25/21)  
**Committed 100+ yards in penalties** — 100, vs. Utah (9/29/23)  
**Committed 139+ yards in penalties** — 154, at USC (9/25/21)

## The Last Time An Opponent ...

**Returned a punt for a TD** — Britain Covey, 64 yards, at Utah (12/05/20)  
**Returned a kickoff for a TD** — Marqui Johnson, 98 yards, vs. Montana State (9/17/22)  
**Returned a fumble for a TD** — Malik Reed, 48 yards, at Nevada (9/15/18)  
**Returned an INT for a TD** — Clark Phillips III, 38 yards, at Utah (10/1/22)  
**Returned a blocked punt for a TD** — Tristan Brock, 5 yards, Washington State (10/6/18) — blocked by Kainoa Wilson  
**Blocked a punt** — John Norwood, at San Jose State (9/3/23)  
**Blocked a Field Goal** — Jordan Young, vs. Florida (12/17/22)  
**Blocked a PAT** — Terrance Lang, at Colorado (10/27/18)  
**Recorded a safety** — Washington (11/18/23) — Punt kicked out of back of end zone  
**Scored a 2-point conversion** — Christopher Brooks rush, at California (10/30/21)  
**Scored a 2-point defensive TD** — Kyndrich Breedlove, at Colorado (11/4/23) — 88 yards  
**Missed a PAT** — Collin Riccitelli, at Stanford (11/10/18)  
**Shut out Oregon State in Corvallis** — 41-0, UCLA (11/7/15)  
**Shut out Oregon State on the road** — 35-0, at Wisconsin (9/10/11)  
**Player scored 3 touchdowns** — 0 rush, 3 rec. — Josh Kelly, at Washington State (9/23/23)  
**Player scored 4 touchdowns** — 0 rush, 4 rec. — JoJo Ward, at Hawaii'i (9/7/19)  
**Player scored 5 touchdowns** — 5 rush — Ian Johnson, at Boise State (9/7/06)  
**Player responsible 5 touchdowns** — 4 pass, 1 rush — Cam Ward, at Washington State (9/23/23)  
**Kicked 3 field goals** — 28, 52, 43 — Cole Becker, at Colorado (11/6/21)  
**Kicked 4 field goals** — 21, 23, 43, 37 — Abraham Montano, at Fresno State (9/10/22)  
**Had a player rush for 100+ yards** — 110, Carson Steele, vs. UCLA (10/14/23)  
**Had a player rush for 200+ yards** — 221, Chuba Hubbard, Oklahoma State (8/30/19)  
**Had two players rush for 100+ yards** — 221, Chuba Hubbard & 109, Spencer Sanders, Oklahoma State (8/30/19)  
**Had three players rush for 100+ yards** — 206, Khalil Tate & 129, JJ Taylor & 101, Nick Wilson, at Arizona (11/11/17)  
**Had a rush of 50+ yards** — 74, Taylen Green, vs. Boise State (9/3/22)  
**Had a rush of 60+ yards** — 74, Taylen Green, vs. Boise State (9/3/22)  
**Had a rush of 70+ yards** — 74, Taylen Green, vs. Boise State (9/3/22)  
**Had a rush of 80+ yards** — 91, Zack Moss, Utah (10/12/19)  
**Had a rush of 90+ yards** — 91, Zack Moss, Utah (10/12/19)  
**Had a player pass for 5+ touchdowns** — 6, Anthony Gordon, at Washington State (11/23/19)  
**Had a player pass for 300+ yards** — 367, Bo Nix, at Oregon (11/24/23)  
**Had a player pass for 400+ yards** — 404, Cam Ward, at Washington State (9/23/23)  
**Had a player pass for 500+ yards** — 606, Anthony Gordon, at Washington State (11/23/19)  
**Had a player pass for 600+ yards** — 606, Anthony Gordon, at Washington State (11/23/19)  
**Had a player with 100+ receiving yards** — 137, Tez Johnson; 128, Troy Franklin, at Oregon (9/23/23)  
**Had a player with 200+ receiving yards** — 206, Matt Miller, vs. Boise State (12/24/13)  
**Had two players with 100+ receiving yards** — 137, Tez Johnson; 128, Troy Franklin, at Oregon (9/23/23)  
**Had a player with 10+ receptions** — 11, Tez Johnson, at Oregon (11/24/23)  
**Had a reception of 50+ yards** — 75, Elic Ayomanor from Ashton Daniels, vs. Stanford (11/11/23)  
**Had a reception of 60+ yards** — 75, Elic Ayomanor from Ashton Daniels, vs. Stanford (11/11/23)  
**Had a reception of 70+ yards** — 75, Elic Ayomanor from Ashton Daniels, vs. Stanford (11/11/23)  
**Had a reception of 80+ yards** — 85, Matt Miller from Grant Hedrick, vs. Boise State (12/24/13)  
**Had a reception of 90+ yards** — 95, Stephan Baker from Kevin Sweeney, Fresno State (9/21/85)  
**Had a player with 3 quarterback sacks** — 4.5-39, Alex Okafor, vs. Texas - Alamo Bowl (12/29/12)  
**Had a player with 3 tackles-for-loss** — 3.5-24, Christi Rector, USC (11/3/18)  
**Had a player with 2+ interceptions** — 3, Clark Phillips III, at Utah (10/1/22)  
**Had a player with 2+ forced fumbles** — 2, Jimme Gilbert, at Colorado (10/1/16)  
**Had a player with 2+ fumble recoveries** — 2, Nick Bosa, at Ohio State (9/1/18)  
**Had 500+ yards of total offense** — 528, at Washington State (9/23/23)  
**Had 600+ yards of total offense** — 641, at Washington State (11/23/19)  
**Had 700+ yards of total offense** — 721, at Ohio State (9/1/18)  
**Allowed fewer than 100 yards of total offense in a half** — 95, at Oregon (11/24/23) - 1st half  
**Forced OSU into 4+ turnovers** — 4, at Utah (10/1/22)  
**Forced OSU into 5+ turnovers** — 5, at Colorado State (8/26/17)  
**Forced OSU into 6+ turnovers** — 6, Oregon (11/24/12)  
**Committed 10+ penalties** — 10 for 64 yards, vs. Washington (11/18/23)  
**Committed 14+ penalties** — 14 for 124 yards, at USC (9/24/14)  
**Committed 100+ yards in penalties** — 138, at Oregon (11/25/17)  
**Committed 125+ yards in penalties** — 138, at Oregon (11/25/17)

# 2023 OREGON STATE FOOTBALL

## OFFENSIVE Starters

Date	Opponent	LT	LG	C	RG	RT	TE	WR	WR	WR	QB	RB
9/3	@ San José St.	Gray	Bloomfield	Levengood	Miller	Fuaga	Overman	Terry II (TE)	Gould	Bolden	Uiagalelei	Martinez
9/9	UC Davis	Gray	Bloomfield	Levengood	Miller	Fuaga	Velling	Terry II (TE)	Munyagi Jr.	Bolden	Uiagalelei	Martinez
9/16	San Diego St.	Gray	Bloomfield	Levengood	Miller	Fuaga	Velling	Noga	Gould	Bolden	Uiagalelei	Martinez
9/23	@ WSU	Gray	Bloomfield	Levengood	Miller	Fuaga	Velling	Sharp (TE)	Gould	Bolden	Uiagalelei	Martinez
9/29	Utah	Gray	Bloomfield	Levengood	Miller	Fuaga	Velling	Irish	Gould	Bolden	Uiagalelei	Martinez
10/7	@ California	Gray	Bloomfield	Levengood	Miller	Fuaga	Velling	Irish	Gould	Bolden	Uiagalelei	Martinez
10/14	UCLA	Gray	Bloomfield	Miller	Starck	Fuaga	Velling	Terry II (TE)	Gould	Bolden	Uiagalelei	Martinez
10/28	@ Arizona	Gray	Bloomfield	Levengood	Miller	Fuaga	Velling	Terry II (TE)	Munyagi Jr.	Bolden	Uiagalelei	Martinez
11/4	@ Colorado	Gray	Bloomfield	Miller	Starck	Fuaga	Velling	Terry II (TE)	Munyagi Jr.	Gould	Uiagalelei	Martinez
11/11	Stanford	Gray	Bloomfield	Miller	Starck	Fuaga	Velling	Terry II (TE)	Gould	Bolden	Uiagalelei	Martinez
11/18	Washington	Gray	Bloomfield	Levengood	Miller	Fuaga	Velling	Terry II (TE)	Gould	Bolden	Uiagalelei	Martinez
11/24	@ Oregon	Strand	Starck	Levengood	Miller	Fuaga	Velling	Terry II (TE)	Gould	Munyagi Jr.	Uiagalelei	Martinez
12/29	vs. Notre Dame											

## DEFENSIVE Starters

Date	Opponent	DL	DL	DL	LB	LB	LB	DB	DB	DB	DB	DB
9/3	@ San José St.	Golden	Lolohea	Rawls	M.-Arnold	Hart Jr.	McCartan	Cooper Jr.	Robinson	Ivy Jr.	Arnold	Oladapo
9/9	UC Davis	Golden	Lolohea	Rawls	M.-Arnold	Tongue	McCartan	Cooper Jr.	Robinson	Ivy Jr.	Arnold	Oladapo
9/16	San Diego St.	Golden	Lolohea	Rawls	M.-Arnold	Hart Jr.	McCartan	Cooper Jr.	Robinson	Ivy Jr.	Arnold	Oladapo
9/23	@ WSU	Golden	Lolohea	Rawls	M.-Arnold	Hart Jr.	McCartan	Cooper Jr.	Robinson	Ivy Jr.	Arnold	Oladapo
9/29	Utah	Golden	Lolohea	Rawls	M.-Arnold	Hart Jr.	McCartan	Cooper Jr.	Robinson	Thomas Jr.	Arnold	Oladapo
10/7	@ California	Golden	Lolohea	Hodgins	M.-Arnold	Jordan Jr.	McCartan	McCoy	Johnson	Thomas Jr.	Arnold	Oladapo
10/14	UCLA	Golden	Lolohea	Rawls	M.-Arnold	Hart Jr.	McCartan	Cooper Jr.	Robinson	Thomas Jr.	Arnold	Oladapo
10/28	@ Arizona	Golden	Lolohea	Rawls	M.-Arnold	Hart Jr.	McCartan	McCoy	Robinson	Kane	Arnold	Oladapo
11/4	@ Colorado	Golden	Lolohea	Rawls	M.-Arnold	Hart Jr.	McCartan	Cooper Jr.	Robinson	Thomas Jr.	Arnold	Oladapo
11/11	Stanford	Golden	Lolohea	Rawls	M.-Arnold	Hart Jr.	McCartan	Cooper Jr.	Robinson	McCoy	Arnold	Oladapo
11/18	Washington	Golden	Lolohea	Rawls	M.-Arnold	Hart Jr.	McCartan	Cooper Jr.	Robinson	McCoy	Arnold	Oladapo
11/24	@ Oregon	Golden	Lolohea	Rawls	M.-Arnold	Hart Jr.	McCartan	Cooper Jr.	Robinson	McCoy	Kane	Oladapo
12/29	vs. Notre Dame											

### Turnover Margin

### 3rd Down Conv.

### Tackle Leaders

Opponent	OSU	Opp.	Margin	OSU	Opp.	Player (Tackles)
San José State	0	1	+1	5-8	4-13	Oladapo (7), Hart Jr. (5), Robinson (4), M.-Arnold (4), Rawls (4)
UC Davis	0	2	+2	5-10	4-14	Mascarenas-Arnold (6); Arnold (5); Miller (5); Ivy Jr. (5)
San Diego State	2	1	-1	4-11	5-15	Mascarenas-Arnold (13); Hart Jr. (9), McCartan (7)
Washington State	1	2	+1	6-14	5-9	Mascarenas-Arnold (10); Arnold (8); Hart Jr. (7); Cooper Jr. (7)
Utah	1	1	0	4-5	2-13	Mascarenas-Arnold (9); Chatfield Jr. (6); Arnold (5); Oladapo (5)
California	1	2	+1	6-13	5-10	Oladapo (11), Mascarenas-Arnold (8); 3 tied (6)
UCLA	1	3	+2	5-12	8-16	Mascarenas-Arnold (13); Arnold (10); Lolohea (10)
Arizona	0	1	+1	6-12	5-11	Mascarenas-Arnold (10); Arnold (8); 4 tied (6)
Colorado	2	1	-1	7-14	5-14	Mascarenas-Arnold (9); Cooper Jr. (8); McCartan (4)
Stanford	0	4	+4	2-7	3-13	Hart Jr. (7); Arnold (6); Mascarenas-Arnold (3)
Washington	3	1	-2	3-12	6-13	Mascarenas-Arnold (7); Hart Jr. (4); McCoy (4); Rawls (4)
Oregon	1	0	-1	3-11	5-11	Mascarenas-Arnold (11); Oladapo (11); Hart Jr. (8)
Notre Dame						



# 2023 OREGON STATE FOOTBALL

## Oregon State Big Plays (20+ Yards)

Yards	Type	Player(s)	Opponent
*75	Pass	Anthony Gould from DJ Uiagalelei	San Diego State
*64	Rush	Damien Martinez	UC Davis
61	Pass	Anthony Gould from DJ Uiagalelei	Stanford
*59	Rush	Damien Martinez	Stanford
52	Pass	Anthony Gould from Aidan Chiles	@ Arizona
50	Pass	Silas Bolden from DJ Uiagalelei	@ Washington State
45	Rush	Damien Martinez	UC Davis
45	Rush	Silas Bolden	Utah
43	Rush	Damien Martinez	San Diego State
*43	Pass	Silas Bolden from DJ Uiagalalei	UCLA
41	Pass	Jack Velling from DJ Uiagalalei	UCLA
40	Pass	Silas Bolden from DJ Uiagalelei	Utah
*40	Pass	Jermaine Terry II from DJ Uiagalelei	Stanford
39	Pass	Jack Velling from DJ Uiagalelei	Stanford
*38	Rush	Deshaun Fenwick	@ Washington State
*38	Pass	Jesiah Irish from DJ Uiagalelei	@ California
37	Pass	Rweha Munyagi Jr. from DJ Uiagalelei	@ Colorado
*37	Rush	Deshaun Fenwick	Stanford
35	Pass	Rweha Munyagi Jr. from DJ Uiagalelei	San Diego St.
33	Pass	Anthony Gould from DJ Uiagalelei	@ Washington St.
32	Pass	Silas Bolden from DJ Uiagalelei	UC Davis
*32	Pass	Jack Velling from DJ Uiagalalei	UCLA
32	Pass	Silas Bolden from DJ Uiagalelei	@ Arizona
*31	Pass	Jeremiah Noga from DJ Uiagalelei	@ San Jose State
31	Pass	Jack Velling from DJ Uiagalelei	San Diego State
31	Pass	Silas Bolden from DJ Uiagalelei	San Diego State
31	Pass	Anthony Gould from DJ Uiagalelei	@ California
30	Pass	Anthony Gould from DJ Uiagalelei	@ California
*28	Pass	Anthony Gould from DJ Uiagalalei	@ San Jose State
28	Rush	Damien Martinez	@ San Jose State
28	Pass	Rweha Munyagi Jr. from DJ Uiagalelei	Utah
*28	Pass	Riley Sharp from Aidan Chiles	Stanford
27	Rush	Damien Martinez	@ Washington State
*27	Pass	Silas Bolden from DJ Uiagalelei	Utah
27	Pass	Jack Velling from DJ Uiagalelei	@ Colorado
*26	Rush	DJ Uiagalelei	@ Washington State
26	Pass	Jack Velling from DJ Uiagalelei	@ California
26	Rush	DJ Uiagalelei	Washington
26	Pass	Silas Bolden from DJ Uiagalelei	@ Oregon
25	Pass	Jesiah Irish from DJ Uiagalelei	Utah
25	Pass	Rweha Munyagi Jr. from DJ Uiagalalei	UCLA
25	Pass	Damien Martinez from DJ Uiagalelei	Washington
25	Pass	Anthony Gould from DJ Uiagalelei	@ Oregon
24	Pass	Trent Walker from DJ Uiagalelei	San Diego State
24	Rush	Damien Martinez	@ California
23	Pass	Jesiah Irish from DJ Uiagalalei	@ San Jose State
23	Pass	Trent Walker from DJ Uiagalelei	UC Davis
23	Pass	Jesiah Irish from Aidan Chiles	Utah
23	Rush	Deshaun Fenwick	@ California
*23	Rush	Aidan Chiles	@ Colorado
22	Pass	Riley Sharp from Aidan Chiles	@ San Jose State
*22	Pass	Silas Bolden from DJ Uiagalelei	UC Davis
22	Rush	Damien Martinez	@ Washington State
22	Pass	Anthony Gould from DJ Uiagalelei	@ California
22	Pass	Jeremiah Noga from DJ Uiagalelei	@ California
22	Pass	Silas Bolden from DJ Uiagalalei	UCLA
*22	Pass	Jack Velling from DJ Uiagalelei	@ Arizona
22	Pass	Jack Velling from DJ Uiagalelei	@ Colorado
22	Pass	Silas Bolden from DJ Uiagalelei	Washington
21	Pass	Bryce Caufield from Aidan Chiles	Stanford
20	Rush	Deshaun Fenwick	UC Davis
20	Pass	Jack Velling from DJ Uiagalelei	San Diego State
*20	Pass	Jimmy Valsin III from DJ Uiagalelei	@ Arizona
20	Pass	Jesiah Irish from DJ Uiagalelei	@ Colorado
*20	Pass	Deshaun Fenwick from DJ Uiagalelei	@ Colorado
20	Pass	Jack Velling from DJ Uiagalelei	@ Colorado
20	Pass	Jesiah Irish from DJ Uiagalelei	Stanford
20	Rush	Aidan Chiles	Stanford
20	Rush	Damien Martinez	Washington

\* touchdown scored on play

## Opponent Big Plays (20+ Yards)

Yards	Type	Player(s)	Opponent
*75	Pass	Elic Ayomanor from Ashton Daniels	Stanford
*63	Pass	Kyle Williams from Cam Ward	@ Washington State
*44	Pass	Josh Kelly from Cam Ward	@ Washington State
43	Rush	Dillon Johnson	Washington
*41	Pass	Thomas Yassmin from Nate Johnson	Utah
*41	Pass	Troy Franklin from Bo Nix	@ Oregon
40	Pass	Kyle Williams from Cam Ward	@ Washington State
40	Pass	Malachi Riley from Noah Fifita	@ Arizona
*40	Pass	Michael Wiley from Noah Fifita	@ Arizona
40	Pass	Travis Hunter from Shedeur Sanders	@ Colorado
38	Rush	Lan Larison	UC Davis
38	Pass	Trond Grizzell from Fernando Mendoza	@ California
36	Pass	Xavier Weaver from Shedeur Sanders	@ Colorado
36	Pass	Elic Ayomanor from Ashton Daniels	Stanford
35	Pass	Kyle Williams from Cam Ward	@ Washington State
34	Pass	Moliki Matavao from Dante Moore	UCLA
*32	Pass	Rome Odunze from Michael Penix Jr.	Washington
32	Pass	Tez Johnson from Bo Nix	@ Oregon
30	Pass	Andre Crump Jr. from Grant Harper	UC Davis
*30	Pass	Jack Endries from Fernando Mendoza	@ California
29	Pass	Matthew Coleman from Jay Butterfield	@ SJSU
29	Pass	Mark Redman from Jalen Mayden	San Diego State
29	Pass	Josh Kelly from Cam Ward	@ Washington State
28	Rush	Collin Schlee	UCLA
28	Rush	Collin Schlee	UCLA
27	Pass	Logan Loya from Dante Moore	UCLA
26	Pass	Sam Olson from Chevan Cordeiro	@ San Jose State
26	Pass	Keegan Jones from Dante Moore	UCLA
26	Pass	Kevin Green Jr. from Noah Fifita	@ Arizona
25	Pass	Tetairoa McMillan from Noah Fifita	@ Arizona
25	Pass	Rome Odunze from Michael Penix Jr.	Washington
24	Pass	Mark Redman from Jalen Mayden	San Diego State
24	Pass	Brionne Penny from Jalen Mayden	San Diego State
24	Pass	Baylin Brooks from Jalen Mayden	San Diego State
24	Rush	Jalen Mayden	San Diego State
24	Pass	Josh Kelly from Cam Ward	@ Washington State
24	Pass	Taj Davis from Fernando Mendoza	@ California
24	Rush	Jaydn Ott	@ California
24	Rush	Isaiah Ifanse	@ California
24	Pass	Tiger Bachmeier from Ashton Daniels	Stanford
24	Pass	Traeshon Holden from Bo Nix	@ Oregon
23	Pass	Omarion Miller from Shedeur Sanders	@ Colorado
22	Pass	Brionne Penny from Jalen Mayden	San Diego State
22	Rush	Ashton Daniels	Stanford
21	Rush	Chevan Cordeiro	@ San Jose State
21	Pass	Jack Endries from Fernando Mendoza	@ California
21	Rush	Jaydn Ott	@ California
21	Pass	Jackson Harris from Justin Lamson	Stanford
20	Pass	Devaughn Vele from Nate Johnson	Utah
20	Rush	Jaylon Glover	Utah

\* touchdown scored on play

# 2023 OREGON STATE FOOTBALL

## Oregon State Drives

### 9/3/23 vs. San José State

Team	Qtr	Drive Started			Drive Ended			Consumed	
		Spot	Time	Obtained	Spot	Time	How Lost	Pl-Yds	TOP
<b>OSU</b>	<b>1st</b>	<b>OSU18</b>	<b>12:23</b>	<b>PUNT</b>	<b>SJSO</b>	<b>05:51</b>	<b>TD</b>	<b>11-82</b>	<b>06:32</b>
OSU	1st	OSU04	2:06	PUNT	OSU20	14:54	PUNT	4-16	02:12
<b>OSU</b>	<b>2nd</b>	<b>OSU27</b>	<b>09:19</b>	<b>KO</b>	<b>SJSO</b>	<b>04:21</b>	<b>TD</b>	<b>10-73</b>	<b>04:58</b>
<b>OSU</b>	<b>2nd</b>	<b>OSU36</b>	<b>02:00</b>	<b>PUNT</b>	<b>SJSO</b>	<b>00:14</b>	<b>TD</b>	<b>6-64</b>	<b>01:46</b>
OSU	3rd	OSU30	14:57	KO	SJS21	10:57	DOWNS	8-49	04:00
<b>OSU</b>	<b>3rd</b>	<b>OSU45</b>	<b>08:45</b>	<b>DOWNS</b>	<b>SJSO</b>	<b>06:02</b>	<b>TD</b>	<b>6-55</b>	<b>02:43</b>
OSU	3rd	OSU22	03:09	PUNT	OSU29	01:29	PUNT	3-7	01:40
<b>OSU</b>	<b>4th</b>	<b>OSU35</b>	<b>14:48</b>	<b>KO</b>	<b>SJSO</b>	<b>10:13</b>	<b>TD</b>	<b>7-65</b>	<b>04:35</b>
<b>OSU</b>	<b>4th</b>	<b>OSU46</b>	<b>06:26</b>	<b>FUMB</b>	<b>SJSO</b>	<b>03:13</b>	<b>TD</b>	<b>7-54</b>	<b>03:13</b>
OSU	4th	OSU49	00:03	KO	OSU47	00:00	HALF	1-(-2)	00:03

Total Drives: 10      Scoring Drives: 6 (60%)      Avg Start: OWN 32      Avg Time of Poss: 3:08  
 Avg Yds Gained: 46      Avg Num Plays: 6      70+ Yard Drives: 2      10+ Play Drives: 2  
 5:00+ Drives: 1      1:00- Drives: 1      Avg 3rd Down Distance: 7.9      Pts Off TOs: 7  
 3-and-Outs: 1      Drive Success Rt 89%      TD Rate 60%

### 9/9/23 vs. UC Davis

Team	Qtr	Drive Started			Drive Ended			Consumed	
		Spot	Time	Obtained	Spot	Time	How Lost	Pl-Yds	TOP
<b>OSU</b>	<b>1st</b>	<b>OSU36</b>	<b>12:19</b>	<b>INT</b>	<b>UCDO</b>	<b>12:09</b>	<b>TD</b>	<b>1-64</b>	<b>00:10</b>
OSU	1st	OSU5	09:21	PUNT	OSU4	07:53	PUNT	3-(-1)	01:28
<b>OSU</b>	<b>1st</b>	<b>UCD48</b>	<b>05:52</b>	<b>PUNT</b>	<b>UCDO</b>	<b>03:57</b>	<b>TD</b>	<b>4-48</b>	<b>01:55</b>
<b>OSU</b>	<b>1st</b>	<b>OSU41</b>	<b>02:05</b>	<b>PUNT</b>	<b>UCDO</b>	<b>14:54</b>	<b>TD</b>	<b>6-59</b>	<b>02:11</b>
<b>OSU</b>	<b>2nd</b>	<b>OSU30</b>	<b>09:58</b>	<b>PUNT</b>	<b>UCDO</b>	<b>05:30</b>	<b>TD</b>	<b>9-70</b>	<b>04:28</b>
<b>OSU</b>	<b>2nd</b>	<b>UCD29</b>	<b>04:12</b>	<b>FUMB</b>	<b>UCD22</b>	<b>02:09</b>	<b>FG</b>	<b>4-7</b>	<b>02:03</b>
OSU	2nd	OSU35	01:16	PUNT	OSU39	00:30	PUNT	3-4	00:46
<b>OSU</b>	<b>3rd</b>	<b>UCD40</b>	<b>14:47</b>	<b>KO</b>	<b>UCD10</b>	<b>12:00</b>	<b>FG</b>	<b>7-30</b>	<b>02:47</b>
<b>OSU</b>	<b>3rd</b>	<b>OSU14</b>	<b>08:52</b>	<b>PUNT</b>	<b>UCDO</b>	<b>03:53</b>	<b>TD</b>	<b>9-86</b>	<b>04:59</b>
<b>OSU</b>	<b>3rd</b>	<b>OSU11</b>	<b>01:48</b>	<b>PUNT</b>	<b>UCDO</b>	<b>09:41</b>	<b>TD</b>	<b>14-89</b>	<b>07:07</b>
OSU	4th	OSU32	05:01	KO	OSU40	02:39	PUNT	3-8	02:22
OSU	4th	UCD47	01:10	PUNT	OSU49	00:00	HALF	2-(-4)	01:10

Total Drives: 12      Scoring Drives: 8 (67%)      Avg Start: OWN 37      Avg Time of Poss: 2:37  
 Avg Yds Gained: 38      Avg Num Plays: 5      70+ Yard Drives: 3      10+ Play Drives: 1  
 5:00+ Drives: 1      1:00- Drives: 2      Avg 3rd Down Distance: 4.9      Pts Off TOs: 10  
 3-and-Outs B: 3      Drive Success Rt 83%      TD Rate 50%

### 9/16/23 vs. San Diego State

Team	Qtr	Drive Started			Drive Ended			Consumed	
		Spot	Time	Obtained	Spot	Time	How Lost	Pl-Yds	TOP
<b>OSU</b>	<b>1st</b>	<b>OSU10</b>	<b>12:45</b>	<b>PUNT</b>	<b>SDS30</b>	<b>07:57</b>	<b>FG</b>	<b>10-60</b>	<b>04:48</b>
<b>OSU</b>	<b>1st</b>	<b>OSU31</b>	<b>02:18</b>	<b>FGA</b>	<b>SDS26</b>	<b>13:36</b>	<b>FG</b>	<b>11-43</b>	<b>03:42</b>
<b>OSU</b>	<b>2nd</b>	<b>OSU20</b>	<b>11:20</b>	<b>PUNT</b>	<b>SDSO</b>	<b>08:32</b>	<b>TD</b>	<b>6-80</b>	<b>02:48</b>
OSU	2nd	OSU20	03:54	PUNT	OSU34	02:05	PUNT	5-14	01:49
OSU	2nd	OSU25	00:44	KO	SDS30	00:00	FGA	6-45	00:44
OSU	3rd	OSU25	14:52	KO	OSU32	13:44	PUNT	3-7	01:08
<b>OSU</b>	<b>3rd</b>	<b>OSU16</b>	<b>11:16</b>	<b>PUNT</b>	<b>SDSO</b>	<b>07:40</b>	<b>TD</b>	<b>7-84</b>	<b>03:36</b>
OSU	3rd	OSU9	04:05	PUNT	OSU14	02:30	PUNT	3-5	01:35
OSU	3rd	OSU20	00:57	PUNT	OSU34	14:09	INT	6-14	01:48
<b>OSU</b>	<b>4th</b>	<b>OSU25</b>	<b>09:01</b>	<b>KO</b>	<b>SDSO</b>	<b>08:48</b>	<b>TD</b>	<b>1-75</b>	<b>00:13</b>
OSU	4th	OSU20	05:40	INT	OSU24	04:44	INT	2-4	00:56
OSU	4th	OSU32	03:24	FGA	SDS44	00:00	HALF	5-24	03:24

Total Drives: 12      Scoring Drives: 5 (42%)      Avg Start: OWN 22      Avg Time of Poss: 2:12  
 Avg Yds Gained: 38      Avg Num Plays: 5      70+ Yard Drives: 3      10+ Play Drives: 2  
 5:00+ Drives: 0      1:00- Drives: 3      Avg 3rd Down Distance: 6.5      Pts Off TOs: 0  
 3-and-Outs: 2      Drive Success Rt 72%      TD Rate 25%

# 2023 OREGON STATE FOOTBALL

## 9/23/23 vs. Washington State

Team	Qtr	Drive Started			Drive Ended			Consumed	
		Spot	Time	Obtained	Spot	Time	How Lost	Pl-Yds	TOP
OSU	1st	OSU25	14:10	KO	WSU46	11:39	PUNT	4-29	02:31
<b>OSU</b>	<b>1st</b>	<b>OSU25</b>	<b>07:57</b>	<b>KO</b>	<b>WSU0</b>	<b>03:48</b>	<b>TD</b>	<b>9-75</b>	<b>04:09</b>
OSU	2nd	OSU25	14:49	KO	WSU46	10:20	INT	8-29	04:29
<b>OSU</b>	<b>2nd</b>	<b>OSU22</b>	<b>08:42</b>	<b>FUMB</b>	<b>WSU0</b>	<b>05:35</b>	<b>TD</b>	<b>6-78</b>	<b>03:07</b>
OSU	2nd	WSU40	03:43	FUMB	WSU45	02:12	DOWNS	4-(-5)	01:31
OSU	2nd	OSU36	00:03	KO	OSU34	00:00	HALF	1-(-2)	00:03
OSU	3rd	OSU25	15:00	KO	OSU34	13:05	DOWNS	4-9	01:55
OSU	3rd	OSU34	12:04	FGA	OSU43	10:04	PUNT	4-9	02:00
<b>OSU</b>	<b>3rd</b>	<b>OSU25</b>	<b>05:15</b>	<b>KO</b>	<b>WSU0</b>	<b>14:14</b>	<b>TD</b>	<b>11-75</b>	<b>06:01</b>
<b>OSU</b>	<b>4th</b>	<b>OSU25</b>	<b>09:12</b>	<b>KO</b>	<b>WSU0</b>	<b>06:18</b>	<b>TD</b>	<b>9-75</b>	<b>02:54</b>
<b>OSU</b>	<b>4th</b>	<b>OSU2</b>	<b>03:58</b>	<b>DOWNS</b>	<b>WSU0</b>	<b>01:12</b>	<b>TD</b>	<b>13-98</b>	<b>02:46</b>

Total Drives: 11	Scoring Drives: 5 (45%)	Avg Start: OWN 28	Avg Time of Poss: 2:51
Avg Yds Gained: 43	Avg Num Plays: 7	70+ Yard Drives: 5	10+ Play Drives: 2
5:00+ Drives: 1	1:00- Drives: 1	Avg 3rd Down Distance: 6.4	Pts Off TOs: 7
3-and-Outs: 0	Drive Success Rt 83%	TD Rate 45%	

## 9/29/23 vs. Utah

Team	Qtr	Drive Started			Drive Ended			Consumed	
		Spot	Time	Obtained	Spot	Time	How Lost	Pl-Yds	TOP
<b>OSU</b>	<b>1st</b>	<b>OSU35</b>	<b>11:10</b>	<b>DOWNS</b>	<b>UTA0</b>	<b>05:46</b>	<b>TD</b>	<b>11-65</b>	<b>05:24</b>
OSU	1st	OSU29	03:24	PUNT	OSU35	00:32	PUNT	5-6	02:52
OSU	2nd	OSU28	14:49	PUNT	UTA49	11:53	PUNT	5-23	02:56
OSU	2nd	OSU30	08:57	PUNT	OSU33	07:21	PUNT	3-3	01:36
OSU	2nd	OSU8	04:19	PUNT	UTA35	00:47	PUNT	9-57	03:32
OSU	3rd	OSU25	15:00	KO	UTA46	12:49	PUNT	4-29	02:11
<b>OSU</b>	<b>3rd</b>	<b>OSU48</b>	<b>11:17</b>	<b>PUNT</b>	<b>UTA0</b>	<b>10:43</b>	<b>TD</b>	<b>2-52</b>	<b>00:34</b>
<b>OSU</b>	<b>3rd</b>	<b>OSU15</b>	<b>03:43</b>	<b>INT</b>	<b>UTA0</b>	<b>13:50</b>	<b>TD</b>	<b>9-85</b>	<b>04:53</b>
OSU	4th	OSU33	10:46	DOWNS	OSU45	09:10	INT	4-12	01:36
OSU	4th	OSU15	07:47	PUNT	OSU18	06:18	PUNT	3-3	01:29
OSU	4th	UTA47	05:05	KO	OSU49	03:51	PUNT	3-(-4)	01:14
OSU	4th	UTA22	02:49	DOWNS	UTA30	00:00	DOWNS	4-(-8)	02:49

Total Drives: 12	Scoring Drives: 3 (25%)	Avg Start: OWN 34	Avg Time of Poss: 2:35
Avg Yds Gained: 17	Avg Num Plays: 5	70+ Yard Drives: 1	10+ Play Drives: 1
5:00+ Drives: 1	1:00- Drives: 1	Avg 3rd Down Distance: 9.7	Pts Off TOs: 7
3-and-Outs: 3	Drive Success Rt 67%	TD Rate 25%	

## 10/7/23 vs. California

Team	Qtr	Drive Started			Drive Ended			Consumed	
		Spot	Time	Obtained	Spot	Time	How Lost	Pl-Yds	TOP
<b>OSU</b>	<b>1st</b>	<b>OSU47</b>	<b>12:56</b>	<b>DOWNS</b>	<b>Cal0</b>	<b>07:42</b>	<b>TD</b>	<b>9-53</b>	<b>05:14</b>
OSU	1st	OSU9	05:39	PUNT	OSU15	03:40	PUNT	3-6	01:59
<b>OSU</b>	<b>2nd</b>	<b>Cal26</b>	<b>14:46</b>	<b>KO</b>	<b>Cal0</b>	<b>12:24</b>	<b>TD</b>	<b>4-26</b>	<b>02:22</b>
OSU	2nd	OSU40	11:10	KO	Cal42	10:48	FUMB	1-18	00:22
<b>OSU</b>	<b>2nd</b>	<b>OSU25</b>	<b>08:04</b>	<b>KO</b>	<b>Cal0</b>	<b>02:00</b>	<b>TD</b>	<b>11-75</b>	<b>06:04</b>
OSU	2nd	OSU23	00:08	PUNT	OSU22	00:00	HALF	1-(-1)	00:08
<b>OSU</b>	<b>3rd</b>	<b>OSU50</b>	<b>14:52</b>	<b>KO</b>	<b>Cal0</b>	<b>13:32</b>	<b>TD</b>	<b>3-50</b>	<b>01:20</b>
<b>OSU</b>	<b>3rd</b>	<b>OSU34</b>	<b>09:49</b>	<b>KO</b>	<b>Cal0</b>	<b>05:40</b>	<b>TD</b>	<b>9-66</b>	<b>04:09</b>
<b>OSU</b>	<b>3rd</b>	<b>OSU36</b>	<b>02:44</b>	<b>KO</b>	<b>Cal0</b>	<b>14:25</b>	<b>TD</b>	<b>9-64</b>	<b>03:19</b>
<b>OSU</b>	<b>4th</b>	<b>Cal49</b>	<b>14:00</b>	<b>FUMB</b>	<b>Cal0</b>	<b>12:32</b>	<b>TD</b>	<b>4-49</b>	<b>01:28</b>
<b>OSU</b>	<b>4th</b>	<b>OSU25</b>	<b>11:37</b>	<b>INT</b>	<b>Cal14</b>	<b>02:25</b>	<b>FG</b>	<b>16-61</b>	<b>09:12</b>
OSU	4th	Cal42	01:04	KO	Cal35	00:00	HALF	2-7	01:04

Total Drives: 12	Scoring Drives: 8 (67%)	Avg Start: OWN 40	Avg Time of Poss: 3:03
Avg Yds Gained: 40	Avg Num Plays: 6	70+ Yard Drives: 1	10+ Play Drives: 2
5:00+ Drives: 3	1:00- Drives: 2	Avg 3rd Down Distance: 6.5	Pts Off TOs: 10
3-and-Outs: 1	Drive Success Rt 86%	TD Rate 58%	

# 2023 OREGON STATE FOOTBALL

## 10/14/23 vs. UCLA

Team	Qtr	Drive Started			Drive Ended			Consumed	
		Spot	Time	Obtained	Spot	Time	How Lost	Pl-Yds	TOP
OSU	1st	UCL34	13:36	INT	UCL18	10:15	FG	6-16	03:21
OSU	1st	OSU20	08:58	PUNT	UCL25	04:39	FG	10-55	04:19
OSU	1st	UCL21	03:13	INT	UCL0	00:39	TD	4-21	02:34
OSU	2nd	OSU22	12:39	KO	OSU47	10:41	FUMB	4-25	01:58
OSU	2nd	OSU15	05:56	KO	UCL8	01:55	FG	10-77	04:01
OSU	3rd	OSU25	15:00	KO	OSU38	12:04	PUNT	5-13	02:56
OSU	3rd	OSU42	09:56	PUNT	UCL0	09:12	TD	2-58	00:44
OSU	3rd	OSU23	07:01	KO	UCL0	04:24	TD	4-77	02:37
OSU	4th	OSU26	14:25	KO	OSU39	10:08	PUNT	5-13	04:17
OSU	4th	OSU30	05:45	DOWN	OSU42	03:24	PUNT	6-12	02:21
OSU	4th	UCL50	00:15	DOWN	OSU48	00:00	HALF	1-(-2)	00:15

Total Drives: 11	Scoring Drives: 6 (55%)	Avg Start: OWN 37	Avg Time of Poss: 2:40
Avg Yds Gained: 33	Avg Num Plays: 5	70+ Yard Drives: 2	10+ Play Drives: 2
5:00+ Drives: 0	1:00- Drives: 2	Avg 3rd Down Distance: 7.4	Pts Off TOs: 17
3-and-Outs: 0	Drive Success Rt 72%	TD Rate 27%	

## 10/28/23 vs. Arizona

Team	Qtr	Drive Started			Drive Ended			Consumed	
		Spot	Time	Obtained	Spot	Time	How Lost	Pl-Yds	TOP
OSU	1st	OSU25	15:00	KO	ARIO	08:28	TD	12-75	06:32
OSU	1st	OSU25	01:34	KO	ARI40	13:54	PUNT	6-35	02:40
OSU	2nd	OSU22	10:25	KO	ARI17	05:13	FG	9-61	05:12
OSU	2nd	ARI48	01:47	INT	ARI7	00:00	HALF	8-41	01:47
OSU	3rd	OSU25	11:27	KO	ARI48	06:49	PUNT	7-27	04:38
OSU	3rd	OSU20	03:49	PUNT	ARIO	14:47	TD	9-80	04:02
OSU	4th	OSU5	11:59	PUNT	OSU18	09:31	PUNT	5-13	02:28
OSU	4th	OSU25	08:46	KO	OSU25	07:42	PUNT	3-0	01:04
OSU	4th	OSU25	02:22	KO	ARIO	01:38	TD	4-75	00:44

Total Drives: 9	Scoring Drives: 4 (44%)	Avg Start: OWN 25	Avg Time of Poss: 3:14
Avg Yds Gained: 45	Avg Num Plays: 7	70+ Yard Drives: 3	10+ Play Drives: 1
5:00+ Drives: 2	1:00- Drives: 1	Avg 3rd Down Distance: 7.8	Pts Off TOs: 0
3-and-Outs: 1	Drive Success Rt 81%	TD Rate 33%	

## 11/4/23 vs. Colorado

Team	Qtr	Drive Started			Drive Ended			Consumed	
		Spot	Time	Obtained	Spot	Time	How Lost	Pl-Yds	TOP
OSU	1st	OSU24	14:53	KO	OSU31	13:21	PUNT	3-7	01:32
OSU	1st	OSU6	09:54	PUNT	OSU38	07:43	FUMB	5-32	02:11
OSU	1st	OSU29	06:15	FUMB	COLO	01:26	TD	9-71	04:49
OSU	2nd	COL44	14:36	PUNT	OSU47	12:41	PUNT	3-(-9)	01:55
OSU	2nd	OSU22	09:50	PUNT	OSU19	08:59	FUMB	2-(-3)	00:51
OSU	2nd	OSU25	07:35	KO	COL46	04:16	PUNT	6-29	03:19
OSU	2nd	OSU12	02:55	PUNT	COL39	00:49	PUNT	8-49	02:06
OSU	2nd	COL20	00:22	PUNT	COLO	00:16	TD	1-20	00:06
OSU	3rd	OSU15	11:19	PUNT	COLO	03:55	TD	12-85	07:24
OSU	3rd	OSU30	02:59	PUNT	COL4	13:57	FG	8-66	04:02
OSU	4th	OSU25	10:41	KO	COL23	04:47	FG	11-52	05:54
OSU	4th	OSU25	01:42	KO	OSU39	00:00	HALF	5-14	01:42

Total Drives: 12	Scoring Drives: 5 (42%)	Avg Start: OWN 30	Avg Time of Poss: 2:59
Avg Yds Gained: 34	Avg Num Plays: 6	70+ Yard Drives: 2	10+ Play Drives: 2
5:00+ Drives: 2	1:00- Drives: 2	Avg 3rd Down Distance: 6.4	Pts Off TOs: 7
3-and-Outs: 2	Drive Success Rt 76%	TD Rate 25%	

# 2023 OREGON STATE FOOTBALL

## 11/11/23 vs. Stanford

Team	Qtr	Drive Started			Drive Ended			Consumed	
		Spot	Time	Obtained	Spot	Time	How Lost	Pl-Yds	TOP
OSU	1st	OSU42	12:29	INT	STAO	09:52	TD	5-58	02:37
OSU	1st	OSU30	07:53	PUNT	STAO	05:33	TD	6-70	02:20
OSU	1st	OSU9	03:07	INT	OSU3	01:34	PUNT	3-(-6)	01:33
OSU	1st	OSU15	00:19	KO	STAO	13:44	TD	5-85	01:35
OSU	2nd	OSU47	11:07	PUNT	STAO	10:17	TD	2-53	00:50
OSU	2nd	OSU25	03:04	KO	STAO	00:15	TD	10-75	02:49
OSU	3rd	OSU25	15:00	KO	STAO	08:09	TD	12-75	06:51
OSU	3rd	STA34	05:40	INT	STAO	03:48	TD	5-34	01:52
OSU	3rd	OSU42	03:10	INT	STAO	01:43	TD	3-58	01:27
OSU	3rd	OSU25	01:30	KO	STA43	14:02	PUNT	5-32	02:28
OSU	4th	OSU33	13:11	PUNT	OSU36	10:58	PUNT	4-3	02:13
OSU	4th	OSU26	07:52	PUNT	STAO	05:54	TD	4-74	01:58
OSU	4th	OSU46	02:10	DOWNS	STA47	00:00	HALF	4-7	02:10

Total Drives: 13	Scoring Drives: 9 (69%)	Avg Start: DWN 34	Avg Time of Poss: 2:21
Avg Yds Gained: 48	Avg Num Plays: 5	70+ Yard Drives: 5	10+ Play Drives: 2
5:00+ Drives: 1	1:00- Drives: 1	Avg 3rd Down Distance: 8.3	Pts Off TOs: 21
3-and-Outs: 1	Drive Success Rt 90%	TD Rate 69%	

## 11/18/23 vs. Washington

Team	Qtr	Drive Started			Drive Ended			Consumed	
		Spot	Time	Obtained	Spot	Time	How Lost	Pl-Yds	TOP
OSU	1st	OSU25	09:55	KO	UW 0	05:09	TD	10-75	04:46
OSU	1st	OSU34	04:40	PUNT	OSU0	01:17	SAFETY	6-(-34)	03:23
OSU	2nd	OSU27	14:05	PUNT	OSU18	12:23	PUNT	3-(-9)	01:42
OSU	2nd	OSU5	11:24	FUMB	OSU19	10:36	FUMB	2-14	00:48
OSU	2nd	OSU28	09:25	KO	UW 20	04:57	FG	8-52	04:28
OSU	2nd	OSU19	00:47	KO	UW 48	00:05	INT	6-33	00:42
OSU	3rd	OSU20	14:56	KO	OSU20	14:02	INT	3-0	00:54
OSU	3rd	OSU22	11:25	FGA	UW 0	01:29	TD	16-78	09:56
OSU	3rd	OSU33	00:22	PUNT	UW 17	10:40	FG	10-50	04:42
OSU	4th	OSU5	07:55	PUNT	OSU47	02:08	DOWNS	11-42	05:47

Total Drives: 10	Scoring Drives: 4 (40%)	Avg Start: DWN 22	Avg Time of Poss: 3:42
Avg Yds Gained: 36	Avg Num Plays: 8	70+ Yard Drives: 2	10+ Play Drives: 4
5:00+ Drives: 2	1:00- Drives: 3	Avg 3rd Down Distance: 8.3	Pts Off TOs: 0
3-and-Outs: 1	Drive Success Rt 74%	TD Rate 20%	

## 11/24/23 vs. Oregon

Team	Qtr	Drive Started			Drive Ended			Consumed	
		Spot	Time	Obtained	Spot	Time	How Lost	Pl-Yds	TOP
OSU	1st	OSU28	06:17	KO	ORE42	02:33	DOWNS	5-30	03:44
OSU	2nd	OSU24	14:14	KO	OSU30	12:38	PUNT	3-6	01:36
OSU	2nd	OSU20	06:31	FGA	ORE0	00:54	TD	15-80	05:37
OSU	2nd	OSU30	00:02	KO	OSU29	00:00	HALF	1-(-1)	00:02
OSU	3rd	OSU11	15:00	KO	ORE29	09:26	DOWNS	9-60	05:34
OSU	3rd	OSU35	06:01	KO	OSU39	04:30	PUNT	3-4	01:31
OSU	4th	OSU15	14:32	KO	ORE33	11:39	INT	7-52	02:53
OSU	4th	OSU8	07:35	PUNT	OSU46	05:36	DOWNS	6-38	01:59
OSU	4th	OSU11	03:18	PUNT	OSU45	00:36	DOWNS	10-34	02:42

Total Drives: 9	Scoring Drives: 1 (11%)	Avg Start: DWN 21	Avg Time of Poss: 2:50
Avg Yds Gained: 34	Avg Num Plays: 7	70+ Yard Drives: 1	10+ Play Drives: 2
5:00+ Drives: 2	1:00- Drives: 1	Avg 3rd Down Distance: 6.8	Pts Off TOs: 0
3-and-Outs B: 2	Drive Success Rt 69%	TD Rate 11%	

# 2023 OREGON STATE FOOTBALL

## Opponent Drives

### 9/3/23 vs. San José State

Team	Qtr	Drive Started			Obtained	Drive Ended			Consumed	
		Spot	Time			Spot	Time	How Lost	Pl-Yds	TOP
SJS	1st	SJS25	15:00		KO	SJS46	12:23	PUNT	6-21	02:37
SJS	1st	SJS25	05:51		KO	OSU40	2:06	PUNT	7-35	03:45
<b>SJS</b>	<b>2nd</b>	<b>SJS40</b>	<b>14:54</b>		<b>PUNT</b>	<b>OSU23</b>	<b>09:24</b>	<b>FG</b>	<b>10-37</b>	<b>05:30</b>
SJS	2nd	SJS16	04:15		KO	SJS33	02:00	PUNT	5-17	02:15
SJS	2nd	SJS25	00:14		KO	SJS23	00:00	HALF	1-(-2)	00:14
SJS	3rd	SJS21	10:57		DOWNS	OSU45	08:45	DOWNS	6-34	02:12
SJS	3rd	SJS25	06:02		KO	OSU41	03:09	PUNT	7-34	02:53
<b>SJS</b>	<b>3rd</b>	<b>OSU22</b>	<b>01:29</b>		<b>PUNT</b>	<b>OSU0</b>	<b>14:52</b>	<b>TD</b>	<b>5-22</b>	<b>01:37</b>
SJS	4th	SJS13	10:13		KO	OSU46	06:26	FUMB	8-41	03:47
<b>SJS</b>	<b>4th</b>	<b>SJS25</b>	<b>03:13</b>		<b>KO</b>	<b>OSU0</b>	<b>00:04</b>	<b>TD</b>	<b>10-75</b>	<b>03:09</b>

Total Drives: 10      Scoring Drives: 3 (30%)      Avg Start: OWN 30      Avg Time of Poss: 2:47  
 Avg Yds Gained: 31      Avg Num Plays: 7      70+ Yard Drives: 1      10+ Play Drives: 2  
 5:00+ Drives: 1      1:00- Drives: 1      Avg 3rd Down Distance: 7.4      Pts Off TOs: 0  
 3-and-Outs: 0      Drive Success Rt 72%      TD Rate 10%

### 9/9/23 vs. UC Davis

Team	Qtr	Drive Started			Obtained	Drive Ended			Consumed	
		Spot	Time			Spot	Time	How Lost	Pl-Yds	TOP
UCD	1st	UCD25	15:00		KO	OSU28	12:19	INT	6-47	02:41
UCD	1st	UCD32	12:03		KO	UCD39	09:21	PUNT	5-7	02:42
UCD	1st	OSU47	07:53		PUNT	UCD30	05:52	PUNT	3-(-23)	02:01
UCD	1st	UCD25	03:57		KO	UCD22	02:05	PUNT	3-(-3)	01:52
UCD	2nd	UCD25	14:54		KO	UCD26	12:29	PUNT	3-1	02:25
UCD	2nd	UCD25	12:29		KO	OSU49	09:58	PUNT	6-26	02:31
UCD	2nd	UCD25	05:30		KO	UCD29	04:12	FUMB	3-4	01:18
UCD	2nd	UCD25	02:09		KO	UCD26	01:16	PUNT	3-1	00:53
UCD	2nd	UCD15	00:30		PUNT	UCD10	00:00	HALF	1-(-5)	00:30
UCD	3rd	UCD25	12:00		KO	UCD43	08:52	PUNT	7-18	03:08
UCD	3rd	UCD22	03:47		KO	UCD38	01:48	PUNT	6-16	01:59
<b>UCD</b>	<b>4th</b>	<b>UCD25</b>	<b>09:41</b>		<b>KO</b>	<b>OSU0</b>	<b>05:06</b>	<b>TD</b>	<b>10-75</b>	<b>04:35</b>
UCD	4th	UCD11	02:39		PUNT	UCD18	01:10	PUNT	3-7	01:29

Total Drives: 13      Scoring Drives: 1 (8%)      Avg Start: OWN 26      Avg Time of Poss: 2:09  
 Avg Yds Gained: 13      Avg Num Plays: 5      70+ Yard Drives: 1      10+ Play Drives: 1  
 5:00+ Drives: 0      1:00- Drives: 2      Avg 3rd Down Distance: 9.7      Pts Off TOs: 0  
 3-and-Outs: 5      Drive Success Rt 52%      TD Rate 8%

### 9/16/23 vs. San Diego State

Team	Qtr	Drive Started			Obtained	Drive Ended			Consumed	
		Spot	Time			Spot	Time	How Lost	Pl-Yds	TOP
SDS	1st	SDS25	15:00		KO	OSU41	12:45	PUNT	5-34	02:15
SDS	1st	SDS25	07:57		KO	OSU31	02:18	FGA	10-44	05:39
SDS	2nd	SDS37	13:29		KO	SDS35	11:20	PUNT	3-(-2)	02:09
SDS	2nd	SDS22	08:28		KO	SDS49	03:54	PUNT	6-27	04:34
<b>SDS</b>	<b>2nd</b>	<b>SDS35</b>	<b>02:05</b>		<b>PUNT</b>	<b>OSU34</b>	<b>00:44</b>	<b>FG</b>	<b>8-31</b>	<b>01:21</b>
SDS	3rd	SDS25	13:44		PUNT	OSU45	11:16	PUNT	5-30	02:28
SDS	3rd	SDS35	07:40		KO	OSU44	04:05	PUNT	5-21	03:35
SDS	3rd	SDS35	02:30		PUNT	SDS40	00:57	PUNT	3-5	01:33
<b>SDS</b>	<b>4th</b>	<b>SDS43</b>	<b>14:09</b>		<b>INT</b>	<b>OSU0</b>	<b>09:01</b>	<b>TD</b>	<b>9-57</b>	<b>05:08</b>
SDS	4th	SDS22	08:44		KO	OSU9	05:40	INT	10-69	03:04
SDS	4th	SDS43	04:44		INT	OSU32	03:24	FGA	5-25	01:20

Total Drives: 11      Scoring Drives: 2 (18%)      Avg Start: OWN 32      Avg Time of Poss: 3:00  
 Avg Yds Gained: 31      Avg Num Plays: 6      70+ Yard Drives: 0      10+ Play Drives: 2  
 5:00+ Drives: 2      1:00- Drives: 0      Avg 3rd Down Distance: 6.2      Pts Off TOs: 6  
 3-and-Outs: 2      Drive Success Rt 66%      TD Rate 9%

# 2023 OREGON STATE FOOTBALL

## 9/23/23 vs. Washington State

Team	Qtr	Drive Started		Obtained	Drive Ended		How Lost	Consumed	
		Spot	Time		Spot	Time		PI-Yds	TOP
WSU	1st	WSU25	14:55	KO	OSU0	14:10	TD	2-75	00:45
WSU	1st	WSU10	11:39	PUNT	OSU0	07:57	TD	9-90	03:42
WSU	1st	WSU25	03:48	KO	OSU0	14:49	TD	8-75	03:59
WSU	2nd	WSU19	10:20	INT	OSU22	08:42	FUMB	4-59	01:38
WSU	2nd	WSU36	05:28	KO	WSU40	03:43	FUMB	4-4	01:45
WSU	2nd	WSU45	02:12	DOWNS	OSU0	00:10	TD	6-55	02:02
WSU	3rd	OSU34	13:05	DOWNS	OSU34	12:04	FGA	4-0	01:01
WSU	3rd	WSU17	10:04	PUNT	OSU0	05:15	TD	12-83	04:49
WSU	4th	WSU25	14:14	KO	OSU27	09:12	FG	9-48	05:02
WSU	4th	OSU45	06:18	KO	OSU2	03:58	DOWNS	7-43	02:20
WSU	4th	OSU44	01:10	KO	OSU47	00:00	HALF	2-(-3)	01:10

Total Drives: 11	Scoring Drives: 6 (55%)	Avg Start: DWN 35	Avg Time of Poss: 2:33
Avg Yds Gained: 48	Avg Num Plays: 6	70+ Yard Drives: 4	10+ Play Drives: 1
5:00+ Drives: 1	1:00- Drives: 1	Avg 3rd Down Distance: 7.7	Pts Off TOs: 0
3-and-Outs: 0	Drive Success Rt 84%	TD Rate 45%	

## 9/29/23 vs. Utah

Team	Qtr	Drive Started		Obtained	Drive Ended		How Lost	Consumed	
		Spot	Time		Spot	Time		PI-Yds	TOP
UTA	1st	UTA25	15:00	KO	OSU35	11:10	DOWNS	9-40	03:50
UTA	1st	UTA25	05:46	KO	UTA29	03:24	PUNT	3-4	02:22
UTA	1st	UTA15	00:32	PUNT	UTA20	14:49	PUNT	3-5	00:43
UTA	2nd	UTA15	11:53	PUNT	UTA23	08:57	PUNT	5-8	02:56
UTA	2nd	UTA35	07:21	PUNT	OSU41	04:19	PUNT	5-24	03:02
UTA	2nd	UTA20	00:47	PUNT	UTA25	00:00	HALF	2-5	00:47
UTA	3rd	UTA13	12:49	PUNT	UTA20	11:17	PUNT	3-7	01:32
UTA	3rd	UTA23	10:37	KO	OSU23	03:43	INT	13-54	06:54
UTA	4th	UTA25	13:50	KO	OSU33	10:46	DOWNS	8-42	03:04
UTA	4th	UTA44	09:10	INT	UTA36	07:47	PUNT	3-(-8)	01:23
UTA	4th	UTA45	06:18	PUNT	OSU0	05:05	TD	3-55	01:13
UTA	4th	UTA20	03:51	PUNT	UTA22	02:49	DOWNS	6-2	01:02

Total Drives: 12	Scoring Drives: 1 (8%)	Avg Start: DWN 26	Avg Time of Poss: 2:24
Avg Yds Gained: 20	Avg Num Plays: 5	70+ Yard Drives: 0	10+ Play Drives: 1
5:00+ Drives: 1	1:00- Drives: 2	Avg 3rd Down Distance: 7.6	Pts Off TOs: 0
3-and-Outs: 4	Drive Success Rt 58%	TD Rate 8%	

## 10/7/23 vs. California

Team	Qtr	Drive Started		Obtained	Drive Ended		How Lost	Consumed	
		Spot	Time		Spot	Time		PI-Yds	TOP
Cal	1st	Cal25	15:00	KO	OSU47	12:56	DOWNS	7-28	02:04
Cal	1st	Cal25	07:42	KO	OSU38	05:39	PUNT	6-37	02:03
Cal	1st	Cal43	03:40	PUNT	OSU3	14:58	FG	9-54	03:42
Cal	2nd	OSU19	12:19	KO	OSU0	11:16	TD	5-19	01:03
Cal	2nd	OSU49	10:58	FUMB	OSU0	08:09	TD	7-49	02:49
Cal	2nd	Cal25	02:00	KO	Cal33	00:08	PUNT	3-8	01:52
Cal	3rd	Cal25	13:32	KO	OSU0	09:53	TD	10-75	03:39
Cal	3rd	Cal25	05:40	KO	OSU0	02:45	TD	8-75	02:55
Cal	4th	Cal25	14:25	KO	Cal49	14:00	FUMB	2-24	00:25
Cal	4th	Cal25	12:32	KO	OSU47	11:37	INT	4-28	00:55
Cal	4th	Cal25	02:25	KO	OSU0	01:04	TD	5-75	01:21

Total Drives: 11	Scoring Drives: 6 (55%)	Avg Start: DWN 35	Avg Time of Poss: 2:03
Avg Yds Gained: 43	Avg Num Plays: 6	70+ Yard Drives: 3	10+ Play Drives: 1
5:00+ Drives: 0	1:00- Drives: 2	Avg 3rd Down Distance: 5	Pts Off TOs: 7
3-and-Outs: 1	Drive Success Rt 82%	TD Rate 45%	

# 2023 OREGON STATE FOOTBALL

## 10/14/23 vs. UCLA

Team	Qtr	Drive Started			Drive Ended			Consumed	
		Spot	Time	Obtained	Spot	Time	How Lost	Pl-Yds	TOP
UCL	1st	UCL25	15:00	KO	UCL38	13:36	INT	5-13	01:24
UCL	1st	UCL25	10:15	KO	UCL28	08:58	PUNT	3-3	01:17
UCL	1st	UCL25	04:39	KO	OSU50	03:13	INT	4-25	01:26
<b>UCL</b>	<b>1st</b>	<b>UCL25</b>	<b>00:39</b>	<b>KO</b>	<b>OSU0</b>	<b>12:44</b>	<b>TD</b>	<b>8-75</b>	<b>02:55</b>
<b>UCL</b>	<b>2nd</b>	<b>OSU47</b>	<b>10:41</b>	<b>FUMB</b>	<b>OSU18</b>	<b>06:01</b>	<b>FG</b>	<b>9-29</b>	<b>04:40</b>
UCL	2nd	UCL25	01:55	KO	OSU40	00:48	INT	7-35	01:07
UCL	2nd	UCL25	00:48	KO	UCL41	00:00	HALF	4-16	00:48
UCL	3rd	UCL18	12:04	PUNT	UCL35	09:56	PUNT	4-17	02:08
<b>UCL</b>	<b>3rd</b>	<b>UCL31</b>	<b>09:05</b>	<b>KO</b>	<b>OSU0</b>	<b>07:07</b>	<b>TD</b>	<b>5-69</b>	<b>01:58</b>
<b>UCL</b>	<b>3rd</b>	<b>UCL25</b>	<b>04:24</b>	<b>KO</b>	<b>OSU0</b>	<b>14:31</b>	<b>TD</b>	<b>16-75</b>	<b>04:53</b>
UCL	4th	UCL26	10:08	PUNT	OSU30	05:45	DOWNS	9-44	04:23
UCL	4th	UCL8	03:24	PUNT	UCL50	00:15	DOWNS	11-39	03:09

Total Drives: 12	Scoring Drives: 4 (33%)	Avg Start: DWN 26	Avg Time of Poss: 2:30
Avg Yds Gained: 37	Avg Num Plays: 7	70+ Yard Drives: 2	10+ Play Drives: 2
5:00+ Drives: 0	1:00- Drives: 1	Avg 3rd Down Distance: 7.2	Pts Off TOs: 3
3-and-Outs: 1	Drive Success Rt 77%	TD Rate 25%	

## 10/28/23 vs. Arizona

Team	Qtr	Drive Started			Drive Ended			Consumed	
		Spot	Time	Obtained	Spot	Time	How Lost	Pl-Yds	TOP
<b>ARI</b>	<b>1st</b>	<b>ARI25</b>	<b>08:28</b>	<b>KO</b>	<b>OSU34</b>	<b>01:34</b>	<b>FG</b>	<b>14-41</b>	<b>06:54</b>
<b>ARI</b>	<b>2nd</b>	<b>ARI6</b>	<b>13:54</b>	<b>PUNT</b>	<b>OSU0</b>	<b>10:32</b>	<b>TD</b>	<b>7-94</b>	<b>03:22</b>
ARI	2nd	ARI25	05:13	KO	ARI47	01:47	INT	6-22	03:26
<b>ARI</b>	<b>3rd</b>	<b>ARI25</b>	<b>15:00</b>	<b>KO</b>	<b>OSU8</b>	<b>11:27</b>	<b>FG</b>	<b>9-67</b>	<b>03:33</b>
ARI	3rd	ARI20	06:49	PUNT	ARI34	03:49	PUNT	6-14	03:00
ARI	4th	ARI25	14:47	KO	ARI46	11:59	PUNT	6-21	02:48
<b>ARI</b>	<b>4th</b>	<b>OSU40</b>	<b>09:31</b>	<b>PUNT</b>	<b>OSU0</b>	<b>08:46</b>	<b>TD</b>	<b>2-40</b>	<b>00:45</b>
<b>ARI</b>	<b>4th</b>	<b>ARI45</b>	<b>07:42</b>	<b>PUNT</b>	<b>OSU0</b>	<b>02:22</b>	<b>TD</b>	<b>10-55</b>	<b>05:20</b>
ARI	4th	OSU48	01:34	KO	OSU39	00:00	HALF	4-9	01:34

Total Drives: 9	Scoring Drives: 5 (56%)	Avg Start: DWN 32	Avg Time of Poss: 3:24
Avg Yds Gained: 40	Avg Num Plays: 7	70+ Yard Drives: 1	10+ Play Drives: 2
5:00+ Drives: 2	1:00- Drives: 1	Avg 3rd Down Distance: 8.5	Pts Off TOs: 0
3-and-Outs: 0	Drive Success Rt 80%	TD Rate 33%	

## 11/4/23 vs. Colorado

Team	Qtr	Drive Started			Drive Ended			Consumed	
		Spot	Time	Obtained	Spot	Time	How Lost	Pl-Yds	TOP
COL	1st	COL20	13:21	PUNT	OSU44	09:54	PUNT	7-36	03:27
COL	1st	OSU38	07:43	FUMB	OSU28	06:15	FUMB	3-10	01:28
COL	1st	COL25	01:26	KO	COL24	14:36	PUNT	5-(-1)	01:50
COL	2nd	COL20	12:41	PUNT	COL22	09:50	PUNT	5-2	02:51
<b>COL</b>	<b>2nd</b>	<b>OSU19</b>	<b>08:59</b>	<b>FUMB</b>	<b>OSU14</b>	<b>07:35</b>	<b>FG</b>	<b>4-5</b>	<b>01:24</b>
COL	2nd	COL20	04:16	PUNT	COL41	02:55	PUNT	3-21	01:21
COL	2nd	COL4	00:49	PUNT	COL4	00:22	PUNT	3-0	00:27
COL	2nd	COL24	00:10	KO	COL23	00:00	HALF	1-(-1)	00:10
COL	3rd	COL25	15:00	KO	OSU44	11:19	PUNT	7-31	03:41
COL	3rd	COL25	03:55	KO	COL20	02:59	PUNT	3-(-5)	00:56
<b>COL</b>	<b>4th</b>	<b>COL25</b>	<b>13:57</b>	<b>KO</b>	<b>OSU0</b>	<b>10:41</b>	<b>TD</b>	<b>9-75</b>	<b>03:16</b>
<b>COL</b>	<b>4th</b>	<b>COL25</b>	<b>04:47</b>	<b>KO</b>	<b>OSU0</b>	<b>01:42</b>	<b>TD</b>	<b>9-75</b>	<b>03:05</b>

Total Drives: 12	Scoring Drives: 3 (25%)	Avg Start: DWN 30	Avg Time of Poss: 1:59
Avg Yds Gained: 21	Avg Num Plays: 5	70+ Yard Drives: 2	10+ Play Drives: 0
5:00+ Drives: 0	1:00- Drives: 3	Avg 3rd Down Distance: 9	Pts Off TOs: 3
3-and-Outs: 3	Drive Success Rt 63%	TD Rate 17%	



# 2023 OREGON STATE FOOTBALL

## 11/11/23 vs. Stanford

Team	Qtr	Drive Started		Obtained	Drive Ended		How Lost	Consumed	
		Spot	Time		Spot	Time		Pl-Yds	TOP
STA	1st	STA25	15:00	KO	OSU40	12:29	INT	5-35	02:31
STA	1st	STA25	09:52	KO	STA22	07:53	PUNT	3-(-3)	01:59
STA	1st	STA25	05:33	KO	OSU23	03:07	INT	5-52	02:26
<b>STA</b>	<b>1st</b>	<b>OSU35</b>	<b>01:34</b>	<b>PUNT</b>	<b>OSU0</b>	<b>00:23</b>	<b>TD</b>	<b>3-35</b>	<b>01:11</b>
STA	2nd	STA14	13:44	KO	STA29	11:07	PUNT	5-15	02:37
<b>STA</b>	<b>2nd</b>	<b>STA25</b>	<b>10:17</b>	<b>KO</b>	<b>OSU10</b>	<b>03:04</b>	<b>FG</b>	<b>14-65</b>	<b>07:13</b>
STA	2nd	STA25	00:15	KO	STA28	00:00	HALF	1-3	00:15
STA	3rd	STA25	08:09	KO	STA23	05:40	INT	5-(-2)	02:29
STA	3rd	STA25	03:48	KO	STA27	03:10	INT	2-2	00:38
<b>STA</b>	<b>3rd</b>	<b>STA25</b>	<b>01:43</b>	<b>KO</b>	<b>OSU0</b>	<b>01:30</b>	<b>TD</b>	<b>1-75</b>	<b>00:13</b>
STA	4th	STA6	14:02	PUNT	STA23	13:11	PUNT	4-17	00:51
STA	4th	STA22	10:58	PUNT	STA40	07:52	PUNT	7-18	03:06
STA	4th	STA25	05:54	KO	OSU46	02:10	DOWNS	10-29	03:44

Total Drives: 13	Scoring Drives: 3 (23%)	Avg Start: DWN 26	Avg Time of Poss: 2:14
Avg Yds Gained: 26	Avg Num Plays: 5	70+ Yard Drives: 1	10+ Play Drives: 2
5:00+ Drives: 1	1:00- Drives: 4	Avg 3rd Down Distance: 11.3	Pts Off TOs: 0
3-and-Outs: 1	Drive Success Rt 66%	TD Rate 15%	

## 11/18/23 vs. Washington

Team	Qtr	Drive Started		Obtained	Drive Ended		How Lost	Consumed	
		Spot	Time		Spot	Time		Pl-Yds	TOP
<b>UW</b>	<b>1st</b>	<b>UW 37</b>	<b>14:53</b>	<b>KO</b>	<b>OSU0</b>	<b>09:55</b>	<b>TD</b>	<b>10-63</b>	<b>04:58</b>
UW	1st	UW 25	05:09	KO	UW 25	04:40	PUNT	3-0	00:29
UW	1st	UW 32	01:12	KO	UW 30	14:05	PUNT	6-(-2)	02:07
UW	2nd	UW 46	12:23	PUNT	OSU5	11:24	FUMB	3-49	00:59
<b>UW</b>	<b>2nd</b>	<b>OSU19</b>	<b>10:36</b>	<b>FUMB</b>	<b>OSU0</b>	<b>09:33</b>	<b>TD</b>	<b>3-19</b>	<b>01:03</b>
<b>UW</b>	<b>2nd</b>	<b>UW 24</b>	<b>04:52</b>	<b>KO</b>	<b>OSU0</b>	<b>00:54</b>	<b>TD</b>	<b>9-76</b>	<b>03:58</b>
UW	2nd	UW 23	00:05	INT	UW 21	00:00	HALF	1-(-2)	00:05
UW	3rd	OSU22	14:02	INT	OSU22	11:25	FGA	4-0	02:37
UW	3rd	UW 25	01:29	KO	UW 17	00:22	PUNT	3-(-8)	01:07
UW	4th	UW 15	10:33	KO	UW 49	07:55	PUNT	6-34	02:38
UW	4th	OSU47	02:08	DOWNS	OSU24	00:00	HALF	6-23	02:08

Total Drives: 11	Scoring Drives: 3 (27%)	Avg Start: DWN 40	Avg Time of Poss: 2:00
Avg Yds Gained: 23	Avg Num Plays: 5	70+ Yard Drives: 1	10+ Play Drives: 1
5:00+ Drives: 0	1:00- Drives: 3	Avg 3rd Down Distance: 8.5	Pts Off TOs: 7
3-and-Outs: 2	Drive Success Rt 68%	TD Rate 27%	

## 11/24/23 vs. Oregon

Team	Qtr	Drive Started		Obtained	Drive Ended		How Lost	Consumed	
		Spot	Time		Spot	Time		Pl-Yds	TOP
<b>ORE</b>	<b>1st</b>	<b>ORE12</b>	<b>15:00</b>	<b>KO</b>	<b>OSU0</b>	<b>06:19</b>	<b>TD</b>	<b>15-88</b>	<b>08:41</b>
<b>ORE</b>	<b>1st</b>	<b>ORE42</b>	<b>02:33</b>	<b>DOWNS</b>	<b>OSU0</b>	<b>14:20</b>	<b>TD</b>	<b>8-58</b>	<b>03:13</b>
ORE	2nd	ORE22	12:38	PUNT	OSU16	06:31	FGA	12-62	06:07
<b>ORE</b>	<b>2nd</b>	<b>ORE22</b>	<b>00:48</b>	<b>KO</b>	<b>OSU0</b>	<b>00:08</b>	<b>TD</b>	<b>5-78</b>	<b>00:40</b>
<b>ORE</b>	<b>3rd</b>	<b>ORE29</b>	<b>09:26</b>	<b>DOWNS</b>	<b>OSU7</b>	<b>06:01</b>	<b>FG</b>	<b>8-64</b>	<b>03:25</b>
<b>ORE</b>	<b>3rd</b>	<b>ORE18</b>	<b>04:30</b>	<b>PUNT</b>	<b>OSU0</b>	<b>14:37</b>	<b>TD</b>	<b>12-82</b>	<b>04:53</b>
ORE	4th	ORE20	11:39	INT	ORE48	07:35	PUNT	6-28	04:04
ORE	4th	OSU46	05:36	DOWNS	OSU44	03:18	PUNT	3-2	02:18
ORE	4th	OSU45	00:36	DOWNS	OSU47	00:00	HALF	1-(-2)	00:36

Total Drives: 9	Scoring Drives: 5 (56%)	Avg Start: DWN 31	Avg Time of Poss: 3:46
Avg Yds Gained: 51	Avg Num Plays: 8	70+ Yard Drives: 3	10+ Play Drives: 3
5:00+ Drives: 2	1:00- Drives: 2	Avg 3rd Down Distance: 7.7	Pts Off TOs: 0
3-and-Outs: 1	Drive Success Rt 86%	TD Rate 44%	

# 2023 OREGON STATE FOOTBALL

# 1

**#18 Oregon State 42, San Jose State 17**  
**September 3, 2023**  
 San Jose, Calif. | CEFCU Stadium

# 2

**#16 Oregon State 55, UC Davis 7**  
**September 9, 2023**  
 Corvallis, Ore. | Reser Stadium

## Score by Quarters

	1	2	3	4	Final
Oregon State	7	14	7	14	42
San Jose State	0	3	0	14	17

Attendance: 20,337  
 Weather: 75 deg. • Partly Cloudy

## Scoring Summary

Qtr	Time	Team	Scoring Play	Plays-Yards	TOP
1st	5:41	OSU	Uiagalelei 1 yd rush (Sappington kick)	11-82	6:32
2nd	9:24	SJSU	Halvorsen 41 yd field goal	10-37	5:30
2nd	4:21	OSU	Velling 14 yd pass from Uiagalelei (Sappington kick)	10-73	4:58
2nd	0:14	OSU	Uiagalelei 1 yd rush (Sappington kick)	6-64	1:46
3rd	6:02	OSU	Noga 31 yd pass from Uiagalelei (Sappington kick)	6-55	2:43
4th	14:52	SJSU	Olson 1 yd rush (Halvorsen kick)	5-22	1:37
4th	10:13	OSU	Gould 28 yd pass from Uiagalelei (Sappington kick)	7-65	4:35
4th	3:13	OSU	Fenwick 3 yd rush (Sappington kick)	7-54	3:13
4th	0:04	SJSU	Alvarez 19 yd pass from Butterfield (Halvorsen kick)	10-75	3:09

## Statistical Summary

	Oregon State	San Jose State
First Downs	27	20
Rushing	12	6
Passing	14	10
Penalty	1	4
Net Rushing	197	56
Net Passing	276	223
Pass Attempts	22	25
Pass Comp.	28	42
Pass INT	0	0
Total Offense	473	279
Offensive Plays	63	64
Fumbles-Lost	0-0	3-1
Penalties-Yards	9-85	5-40
Punts-Yards	2-40	4-130
Punt Returns-Yards	1-8	1-7
Kickoff Returns-Yards	2-16	2-16
Possession Time	31:55	28:05
3rd Down Conversions	5-8	4-13
4th Down Conversions	0-1	2-3
Red Zone Scores-Chances	4-4	3-3
Touchdowns	4-4	2-3
Field Goals	0-4	1-3
Sacks by - Yards	3-17	1-7
Points off turnovers	0	0

**RUSHING: Oregon State**-Martinez, Damien 18-145; Fenwick, Deshaun 8-33; Uiagalelei, DJ 6-10; Chiles, Aidan 1-9; Irish, Jesiah 1-2; **TEAM** 1--2.

**San Jose State**-Conley, Quali 11-34; Cordeiro, Chevan 7-26; Jernagin, Isaac 1-2; Bates, Jabari 1-1; **TEAM** 1--2; Butterfield, Jay 1--5.

**PASSING: Oregon State**-Uiagalelei, DJ 20-25-0-239; Chiles, Aidan 2-3-0-37.

**San Jose State**-Cordeiro, Chevan 18-32-0-143; Butterfield, Jay 7-9-80; Nash, Nick 0-1-0-0.

**RECEIVING: Oregon State**-Bolden, Silas 6-53; Gould, Anthony 3-59; Irish, Jesiah 3-39; Velling, Jack 3-20; Noga, Jeremiah 2-46; Martinez, Damien 2-19; Sharp, Riley 1-22; Card, Zachary 1-14; Terry II, Jermaine 1-4.

**San Jose State**-Nash, Nick 7-31; Olson, Sam 6-60; Alvarez, Branden 2-25; Miller, Malikhi 2-18; Mazzotti, Dominick 2-16; Ross, Charles 2-8; Coleman, Matthew 1-29; Bates, Jabari 1-2.

**INTERCEPTIONS: Oregon State**-None.

**San Jose State**-None.

**SACKS: Oregon State**-McCartan, John 2.0-12; Stover, Cory 1.0-5.

**San Jose State**-Cole, Jay/Vion 1.0-7.

**TACKLES (UA-A): Oregon State**-Oladapo, Kitan 5-2; Hart Jr., Calvin 2-3; Robinson, Jaden 3-1; Mascarenas-Arnold, Easton 2-2; Rawls, James 1-3; McCartan, John 3-0; Cooper Jr., Ryan 2-1; Ivy Jr., Tyrice 2-1; Arnold, Akili 2-1; Stover, Cory 2-1; Golden, Joe 1-2; Kane, Jack 2-0; Tongue, Makiya 1-1; Lolohea, Sione 0-2; Swen, Joe 0-2; Taylor, Nikko 1-0; Hodgins, Isaac 1-0; Julian, Alton 1-0; Miller, John 0-1; Chatfield, Andrew 0-1; Johnson, Josiah 0-1; McCoy, Jermood 0-1.

**San Jose State**-Jenkins, Tre 6-1; Smith, Tre 4-2; Parham, Bryun 3-2; Williams, Chase 3-2; Cobbs, Jordan 4-0; Cole, Jay/Vion 4-0; Harvey, DJ 3-1; Latu, Taniela 2-2; Apalit-Williams, Jalen 2-1; Lavulo, Noah 1-2; Rogers, Charles 1-2; Tago, Matthew 2-0; Reed, Kenyon 2-0; Pollard, Jordan 1-1; Collins, Kayden 1-0; Jenkins, Andrew 1-0; Faga, Gafa 1-0; Hala, Mata 0-1; Kakiva, Jay 0-1.

## Score by Quarters

	1	2	3	4	Final
UC Davis	0	0	0	7	7
Oregon State	14	24	10	7	55

Attendance: 35,728  
 Weather: 79 deg. • Sunny

## Scoring Summary

Qtr	Time	Team	Scoring Play	Plays-Yards	TOP
1st	12:09	OSU	Martinez 64 yd rush (Sappington kick)	1-64	0:10
1st	3:57	OSU	Uiagalelei 3 yd rush (Sappington kick)	4-48	1:55
2nd	14:54	OSU	Munyagi Jr. 5 yd pass from Uiagalelei (Sappington kick)	6-59	2:11
2nd	12:29	OSU	Bolden 65 yd punt return (Sappington kick)	-	-
2nd	5:30	OSU	Bolden 22 yd pass from Uiagalelei (Sappington kick)	9-70	4:28
2nd	2:09	OSU	Sappington 40 yd field goal	4-7	2:03
3rd	12:00	OSU	Sappington 28 yd field goal	7-30	2:47
3rd	3:53	OSU	Sharp 10 yd pass from Chiles (Sappington kick)	9-86	4:59
4th	9:41	OSU	Chiles 1 yd rush (Sappington kick)	14-89	7:07
4th	5:06	UCD	Hutton 9 yd pass from Harper (Ridley kick)	10-75	4:35

## Statistical Summary

	UC Davis	Oregon State
First Downs	12	23
Rushing	6	13
Passing	5	9
Penalty	1	1
Net Rushing	50	269
Net Passing	119	181
Pass Attempts	30	26
Pass Comp.	17	17
Pass INT	1	0
Total Offense	169	450
Offensive Plays	59	63
Fumbles-Lost	2-1	0-0
Penalties-Yards	4-20	2-25
Punts-Yards	9-372	3-135
Punt Returns-Yards	2--3	4-106
Kickoff Returns-Yards	2-24	2-36
Possession Time	28:36	31:44
3rd Down Conversions	4-14	5-10
4th Down Conversions	1-1	0-0
Red Zone Scores-Chances	1-1	5-5
Touchdowns	1-1	4-5
Field Goals	0-1	1-5
Sacks by - Yards	0-0	3-23
Points off turnovers	0	10

**RUSHING: UC Davis**-Larison, Lan 15-55; Fisher, Jordan 3-9; Chukwudobe, Jeremiah 2-6; Tompkins, Trent 1-5;

Leon-Guerrero, Darian 1-1; Perez, Matteo 1-1; Hutton, C.J. 1-5; Hastings, Miles 3--23.

**Oregon State**-Martinez, Damien 7-104; Fenwick, Deshaun 8-70; Chiles, Aidan 4-42; Newell, Isaiah 8-32; Uiagalelei, DJ 4-11; Haines, Gavin 2-6; Bolden, Silas 1-5; Reichle, Jake 1-3; **TEAM** 2--4.

**PASSING: UC Davis**-Harper, Grant 4-7-0-56; Hastings, Miles 12-22-1-51; Larison, Lan 1-1-0-12.

**Oregon State**-Uiagalelei, DJ 8-13-0-107; Chiles, Aidan 9-13-0-74.

**RECEIVING: UC Davis**-Crump Jr., Andre 2-42; Hutton, C.J. 4-36; Davis, Chaz 3-18; Simpson, Ian 2-8; Larison, Lan 2-7; Tompkins, Trent 2-4; Perez, Matteo 2-4.

**Oregon State**-Bolden, Silas 4-65; Sharp, Riley 2-25; Walker, Trent 1-23; Card, Zachary 4-21; Fenwick, Deshaun 2-14; East, Jamai 1-10; Valsin III, JImmy 1-10; Noga, Jeremiah 1-8; Munyagi Jr., Rweha 1-5.

**INTERCEPTIONS: UC Davis**-None.

**Oregon State**-Mascarenas-Arnold, Easton 1-0.

**SACKS: UC Davis**-None.

**Oregon State**-Hodgins, Isaac 1.0-8; Lolohea, Sione 1.0-8; Hickie, Takari 1.0-7.

**TACKLES (UA-A): UC Davis**-Connors, Rex 6-4; Buchanan, Teddye 0-5; Verner, Semaj 4-1; Shamburger, Lamont 3-2; Bearden, Evan 2-3; Budgett, Jehiel 2-2; Carrillo, Joey 1-3; Tattersall, Evan 2-1; Maae, Chubba 0-3; Alexander, Markece 2-0; Moreno, George 1-1; Frazier, Da'Von 0-2; Bains, Kavar 0-2; Connors, Porter 0-2; Mouisset, Calvin 1-1; Eaton, Nick 2-0; Sarac, Luka 1-1; Toki, Princeton 0-2; Cloyd, Jackson 0-1; Langley, Darien 1-0; Genetti, Angelo 1-0; Gardner, Wyatt 0-1; Van Burren, Luke 0-1; Carrade, Trent 0-1; Kennedy, Zach 0-1.

**Oregon State**-Mascarenas-Arnold, Easton 2-4; Arnold, Akili 2-3; Miller, John 3-2; Ivy Jr., Tyrice 4-1; Tongue, Makiya 1-3; Cooper Jr., Ryan 2-1; Robinson, Jaden 2-1; McCartan, John 2-1; Kane, Jack 0-3; Jordan IV, Melvin 0-3; Stover, Cory 1-2; Hodgins, Isaac 3-0; Lolohea, Sione 2-0; McCoy, Jermood 1-1; Oladapo, Kitan 2-0; Reichle, Jake 1-1; Hickie, Takari 1-1; Saluni, Semisi 2-0; Card, Zachary 1-0; Taylor, Nikko 0-1; Rawls, James 1-0.

# 2023 OREGON STATE FOOTBALL

# 3

**#16 Oregon State 26, San Diego State 9**  
**September 16, 2023**  
 Corvallis, Ore. | Reser Stadium

# 4

**#21 Washington St. 38, #14 Oregon St. 35**  
**September 23, 2023**  
 Pullman, Wash. | Martin Stadium

Score by Quarters	1	2	3	4	Final
San Diego State	0	3	0	6	9
Oregon State	3	9	7	7	26

Attendance: 35,591  
 Weather: 77 deg. • Sunny

### Scoring Summary

Qtr	Time	Team	Scoring Play	Plays-Yards	TOP
1st	7:57	OSU	Sappington 48 yd field goal	10-60	4:48
2nd	13:36	OSU	Sappington 44 yd field goal	11-43	3:42
2nd	8:32	OSU	Gray 3 yd rush (Uiagalelei rush failed)	6-80	2:48
2nd	0:44	SDSU	Browning 52 yd field goal	8-31	1:21
3rd	7:40	OSU	Uiagalelei 1 yd rush (Sappington kick)	7-84	3:36
4th	9:01	SDSU	Armstead 6 yd rush (Mayden pass failed)	9-57	5:08
4th	8:48	OSU	Gould 75 yd pass from Uiagalelei (Sappington kick)	1-75	0:13

### Statistical Summary

	San Diego State	Oregon State
First Downs	18	20
Rushing	8	10
Passing	9	10
Penalty	1	0
Net Rushing	70	191
Net Passing	256	284
Pass Attempts	32	30
Pass Comp.	20	14
Pass INT	1	2
Total Offense	326	475
Offensive Plays	66	62
Fumbles-Lost	0-0	0-0
Penalties-Yards	1-5	4-40
Punts-Yards	6-231	3-126
Punt Returns-Yards	2-1	0-0
Kickoff Returns-Yards	3-64	1-10
Possession Time	33:21	26:39
3rd Down Conversions	5-15	4-11
4th Down Conversions	1-1	0-0
Red Zone Scores-Chances	1-2	2-2
Touchdowns	1-2	2-2
Field Goals	0-2	0-2
Sacks by - Yards	0-0	6-50
Points off turnovers	6	0

**RUSHING: San Diego State**-Armstead, Jaylon 11-48; Christon, Kenan 7-14; Mayden, Jalen 14-9; Davis, Cam 2--1.  
**Oregon State**-Martinez, Damien 15-102; Fenwick, Deshaun 10-49; Bolden, Silas 1-18; Uiagalelei, DJ 3-17; Gould, Anthony 1-4; Gray, Joshua 1-3; TEAM 1--2.

**PASSING: San Diego State**-Mayden, Jalen 20-32-1-256.  
**Oregon State**-Uiagalelei, DJ 14-30-2-284.

**RECEIVING: San Diego State**-Penny, Brionne 6-77; Redman, Mark 4-77; Christon, Kenan 4-34; Brooks, Baylin 2-34; Wesley, Philippe 2-22; Armstead, Jaylon 1-7; Davis, Cam 1-5.  
**Oregon State**-Gould, Anthony 3-97; Bolden, Silas 3-41; Noga, Jeremiah 3-32; Velling, Jack 2-51; Munyagi Jr., Rweha 1-35; Walker, Trent 1-24; Martinez, Damien 1-4.

**INTERCEPTIONS: San Diego State**-Barfield, Cedarius 1-0; McDonald, Cooper 1-0.  
**Oregon State**-Arnold, Akili 1-0.

**SACKS: San Diego State**-None.  
**Oregon State**-Chatfield Jr., Andrew 2.0-15; Hodgins, Isaac 1.0-10; Hickle, Takari 1.0-9; Arnold, Akili 0.5-4; Cooper Jr., Ryan 0.5-4; Golden, Joe 0.5-4; Rawls, James 0.5-4.

**TACKLES (UA-A): San Diego State**-Fiaseu, Zyus 3-4; Ratcliffe, Marcus 4-2; Celestine, Davaughn 2-3; Moon, Cody 1-4; Fountain, Garret 4-0; Malone, Dez 4-0; Johnson, Chris 0-4; Alualu, Tupu 1-2; Dkoko, Daniel 0-3; Dalton, Darrion 0-3; Butler, Eric 2-0; Barfield, Cedarius 1-1; Tumblyn 1-1; McDonald, Cooper 0-2; Kaho, Vai 1-0; Mitchell, Keion 1-0; McCuin, Deshaun 0-1; Herman, DJ 0-1; Draeger, Wyatt 0-1.  
**Oregon State**-Mascarenas-Arnold, Easton 4-9; Hart Jr., Calvin 2-7; McCartan, John 4-3; Arnold, Akili 0-5; Chatfield Jr., Andrew 4-0; Stover, Cory 3-1; Oladapo, Kitan 2-2; Cooper Jr., Ryan 1-3; McCoy, Jermod 3-0; Ivy Jr., Tyrice 2-1; Robinson, Jaden 2-1; Golden, Joe 1-2; Black, Dylan 2-0; Lolohea, Sione 1-1; Johnson, Josiah 1-1; Rawls, James 1-1; Hodgins, Isaac 1-1; Hickle, Takari 1-0; Reichle, Jake 0-1; Erhart, Michael 0-1.

Score by Quarters	1	2	3	4	Final
Oregon State	7	7	0	21	35
Washington State	14	14	7	3	38

Attendance: 33,111  
 Weather: 70 deg. • Sunny

### Scoring Summary

Qtr	Time	Team	Scoring Play	Plays-Yards	TOP
1st	14:10	WSU	Williams 63 yd pass from Ward (Janikowski kick)	2-75	0:45
1st	7:57	WSU	Ward 1 yd rush (Janikowski kick)	9-90	3:42
1st	3:48	OSU	Fenwick 38 yd rush (Sappington kick)	9-75	4:09
2nd	14:49	WSU	Kelly 44 yd pass from Ward (Janikowski kick)	8-75	3:59
2nd	5:35	OSU	Fenwick 9 yd rush (Janikowski kick)	6-78	3:07
2nd	0:10	WSU	Kelly 11 yd pass from Ward (Janikowski kick)	6-55	2:02
3rd	5:15	WSU	Kelly 19 yd pass from Ward (Janikowski kick)	12-83	4:49
4th	14:14	OSU	Uiagalelei 26 yd rush (Sappington kick)	11-75	6:01
4th	9:12	WSU	Janikowski 44 yd field goal	9-48	5:02
4th	6:18	OSU	Fenwick 4 yd rush (Sappington kick)	9-75	2:54
4th	1:12	OSU	Velling 5 yd pass from Uiagalelei (Sappington kick)	13-98	2:46

### Statistical Summary

	Oregon State	Washington State
First Downs	25	27
Rushing	12	6
Passing	9	18
Penalty	4	3
Net Rushing	242	106
Net Passing	198	422
Pass Attempt	34	35
Pass Comp.	17	29
Pass INT	1	0
Total Offense	440	528
Offensive Plays	73	65
Fumbles-Lost	2-0	2-2
Penalties-Yards	5-31	7-60
Punts-Yards	2-76	0-0
Punt Returns-Yards	0-0	0-0
Kickoff Returns-Yards	1-36	3-60
Possession Time	31:33	28:27
3rd Down Conversions	6-14	5-9
4th Down Conversions	2-4	1-2
Red Zone Scores-Chances	3-3	3-4
Touchdowns	3-3	3-4
Field Goals	0-3	0-4
Sacks by - Yards	1-7	2-13
Points off turnovers	7	0

**RUSHING: Oregon State**-Fenwick, Deshaun 11-101; Martinez, Damien 17-81; Uiagalelei, DJ 9-61; Newell, Isaiah 1-1; TEAM 1--2.  
**Washington State**-Watson, Nakia 8-46; Jenkins, Jaylen 5-28; Mateer, John 3-15; Ward, Cam 9-14; Paine, Dylan 3-6; TEAM 2--3.

**PASSING: Oregon State**-Uiagalelei, DJ 17-34-1-198.  
**Washington State**-Ward, Cam 28-34-0-404; Haberer, Nick 1-1-0-18.

**RECEIVING: Oregon State**-Bolden, Silas 5-76; Gould, Anthony 4-61; Martinez, Damien 2-19; Velling, Jack 2-16; Fenwick, Deshaun 2-7; Sharp, Riley 1-15; Hodgins, Isaac 1-4.  
**Washington State**-Kelly, Josh 8-159; Williams, Kyle 7-174; Hernandez, Carlos 7-39; Hamilton, Isaiah 3-16; Riviere, Billy 1-18; Mateer, John 1-9; Jenkins, Jaylen 1-7.

**INTERCEPTIONS: Oregon State**-None.  
**Washington State**-Lockett III, Sam 1-2.

**SACKS: Oregon State**-Robinson, Jaden 0.5-4; Lolohea, Sione 0.5-3.  
**Washington State**-Hicks, Jaden 1.0-8; Malani, Nusi 1.0-5.

**TACKLES (UA-A): Oregon State**-Mascarenas-Arnold, Easton 3-7; Arnold, Akili 4-4; Hart Jr., Calvin 4-4; Cooper Jr., Ryan 4-3; Lolohea, Sione 3-2; McCoy, Jermod 2-3; Robinson, Jaden 2-3; Oladapo, Kitan 1-4; Ivy Jr., Tyrice 3-1; Golden, Joe 1-3; Stover, Cory 2-1; McCartan, John 1-1; Jordan IV, Melvin 1-1; Johnson, Josiah 1-1; Irish, Jesiah 1-0; Sappington, Atticus 1-0; Chatfield, Andrew 0-1; Miller, John 0-1.  
**Washington State**-Lampkin, Cam 4-3; Smith-Wade, Chau 3-4; Thornton, Kyle 1-5; Jackson, Brennan 3-2; Malani, Nusi 2-3; Lataimua, Jackson 1-4; Lockett III, Sam 1-4; Gusta, David 3-1; Gushiken, Kapena 3-1; Richardson, Devin 1-3; Stone Jr., Ron 1-3; Hicks, Jaden 3-0; Watson, Nakia 2-1; Rodman, Na'im 1-1; Al-Uqdah, Taariq 1-0; Theaker, Colton 1-0; Edson, Andrew 0-1.

# 2023 OREGON STATE FOOTBALL

# 5

## #19 Oregon State 21, #10 Utah 7

### September 29, 2023

Corvallis, Ore. | Reser Stadium

# 6

## #15 Oregon State 52, California 40

### October 7, 2023

Berkeley, Calif. | California Memorial Stadium

### Score by Quarters

	1	2	3	4	Final
Utah	0	0	0	7	7
Oregon State	7	0	7	7	21

Attendance: 37,372  
Weather: 59 deg. • Cloudy

### Scoring Summary

Qtr	Time	Team	Scoring Play	Plays-Yards	TOP
1st	5:46	OSU	Martinez 4 yd rush (Sappington kick)	11-65	5:24
3rd	10:43	OSU	Bolden 27 yd pass from Uiagalelei (Sappington kick)	2-52	0:34
4th	13:50	OSU	Bolden 45 yd rush (Sappington kick)	9-85	4:53
4th	5:05	UTAH	Yassmin 41 yd pass from Johnson (Cheek kick)	3-55	1:13

### Statistical Summary

	Utah	Oregon State
First Downs	14	15
Rushing	5	5
Passing	5	10
Penalty	4	0
Net Rushing	57	131
Net Passing	141	227
Pass Attempts	31	26
Pass Comp.	13	15
Pass INT	1	1
Total Offense	198	358
Offensive Plays	63	62
Fumbles-Lost	1-0	0-0
Penalties-Yards	4-20	11-100
Punts-Yards	6-262	7-251
Punt Returns-Yards	1--1	1-7
Kickoff Returns-Yards	1-15	0-0
Possession Time	28:54	31:06
3rd Down Conversions	2-13	4-15
4th Down Conversions	1-4	2-3
Red Zone Scores-Chances	0-1	1-1
Touchdowns	0-1	1-1
Field Goals	0-1	0-1
Sacks by - Yards	3-22	4-43
Points off turnovers	0	7

**RUSHING:** Utah-Glover, Jaylon 16-58; Vaki, Sione 1-6; Curry, Chris 2-5; Johnson, Nate 9-3; Barnes, Bryson 3--3; TEAM 1--12.

**Oregon State-**Martinez, Damien 16-65; Bolden, Silas 2-53; Uiagalelei 6-18; Newell, Isaiah 2-12; Fenwick, Deshaun 6-1; TEAM 1--4; Chiles, Aidan 3--14.

**PASSING:** Utah-Johnson, Nate 8-23-0-101; Barnes, Bryson 5-8-1-40.

**Oregon State-**Uiagalelei, DJ 14-25-1-204; Chiles, Aidan 1-1-0-23.

**RECEIVING:** Utah-Vele, Devaughn 4-35; Yassmin, Thomas 3-59; Matthews, Mikey 2-11; Glover, Jaylon 1-12; Parks, Money 1-9; King, Landen 1-9; Vincent, Charlie 1-6.

**Oregon State-**Bolden, Silas 6-100; Irish, Jesiah 3-62; Gould, Anthony 3-22; Velling, Jack 2-15; Munyagi Jr., Rweha 1-28.

**INTERCEPTIONS:** Utah-Bishop, Cole 1-1.

**Oregon State-**Mascarenas-Arnold, Easton 1-10.

**SACKS:** Utah-Elliss, Jonah 2.0-13; Fano, Logan 1.0-9.

**Oregon State-**Mascarenas-Arnold, Easton 1.0-13; Chatfield, Jr., Andrew 1.0-12; Hodgins, Isaac 1.0-12; Golden, Joe 1.0-6.

**TACKLES (UA-A):** Utah-Vaki, Sione 7-2; Bishop, Cole 2-5; Elliss, Jonah 4-2; Reid, Karene 2-4; Damuni, Levani 1-5; Vaughn, Zemaiah 4-1; Tafuna, Junior 2-3; Tanuavasa, Keanu 1-3; Battle, Miles 0-4; Barton, Lander 1-1; Fano, Logan 1-1; Broughton, JaTravis 1-1; Johnson, Tao 0-2; Ritchie, Nate 0-1; Kennedy, Chase 0-1.

**Oregon State-**Mascarenas-Arnold, Easton 5-4; Chatfield Jr., Andrew 4-2; Arnold, Akili 2-3; Oladapo, Kitan 2-3; Lolohea, Sione 3-1; Golden, Joe 2-2; Cooper Jr., Ryan 3-0; Rawls, James 2-1; Jordan IV, Melvin 2-1; Hodgins, Isaac 1-2; Johnson, Josiah 1-2; McCartan, John 1-2; Hart Jr., Calvin 0-3; Robinson, Jaden 1-0; Reichle, Jake 1-0; Velling, Jack 1-0; Stover, Cory 0-1; Thomas Jr., Noble 0-1.

### Score by Quarters

	1	2	3	4	Final
Oregon State	7	14	14	17	52
California	0	17	15	8	40

Attendance: 34,930  
Weather: 78 deg. • Sunny

### Scoring Summary

Qtr	Time	Team	Scoring Play	Plays-Yards	TOP
1st	7:42	OSU	Velling 2 yd pass from Uiagalelei (Sappington kick)	9-53	5:14
2nd	14:58	CAL	Bhaghani 20 yd field goal	9-54	3:42
2nd	12:24	OSU	Bolden 11 yd pass from Chiles (Sappington kick)	4-26	2:22
2nd	11:16	CAL	Ifanse 9 yd pass from Mendoza (Bhaghani kick)	5-19	1:03
2nd	8:09	CAL	Ifanse 1 yd rush (Bhaghani kick)	7-49	2:39
2nd	2:00	OSU	Velling 3 yd pass from Uiagalelei (Sappington kick)	11-75	6:04
3rd	13:32	OSU	Irish 38 yd pass from Uiagalelei (Sappington kick)	3-50	1:20
3rd	9:53	CAL	Ifanse 5 yd rush (Bhaghani kick)	10-75	3:39
3rd	5:40	OSU	Velling 7 yd pass from Uiagalelei (Sappington kick)	9-66	4:09
3rd	2:45	CAL	Endries 30 yd pass from Mendoza (Hunter pass)	8-75	2:55
4th	14:25	OSU	Martinez 1 yd rush (Sappington kick)	9-64	3:19
4th	12:32	OSU	Hodgins 2 yd pass from Uiagalelei (Sappington kick)	4-49	1:28
4th	2:25	OSU	Sappington 32 yd field goal	16-61	9:12
4th	1:04	CAL	Thomas 9 yd rush (Grizzell pass form Mendoza)	5-75	1:21

### Statistical Summary

	Oregon State	California
First Downs	24	22
Rushing	14	12
Passing	10	8
Penalty	0	2
Net Rushing	203	241
Net Passing	208	244
Pass Attempts	28	32
Pass Comp.	21	21
Pass INT	0	1
Total Offense	499	448
Offensive Plays	71	65
Fumbles-Lost	1-1	1-1
Penalties-Yards	5-55	3-25
Punts-Yards	1-50	2-72
Punt Returns-Yards	0-0	1-8
Kickoff Returns-Yards	6-139	1-26
Possession Time	37:17	22:43
3rd Down Conversions	6-13	5-10
4th Down Conversions	5-5	0-1
Red Zone Scores-Chances	7-7	5-5
Touchdowns	6-7	4-5
Field Goals	1-7	1-5
Sacks by - Yards	0-0	0-0
Points off turnovers	10	7

**RUSHING:** Oregon State-Martinez, Damien 17-89; Fenwick, Deshaun 15-76; Uiagalelei, DJ 5-14; Bolden, Silas 1-11; Irish, Jesiah 1-11; Newell, Isaiah 1-3; Gould, Anthony 1-1; TEAM 2--2.

**California-**Ifanse, Isaiah 11-86; Ott, Jaydn 13-85; Mendoza, Fernando 4-41; Stredick, Ashton 3-17; Thomas, Jaivian 2-12.

**PASSING:** Oregon State-Uiagalelei, DJ 19-25-0-275; Chiles, Aidan 2-2-0-21; Fenwick Deshaun 0-1-0-0.

**California-**Mendoza, Fernando 21-32-1-207.

**RECEIVING:** Oregon State-Gould, Anthony 7-117; Velling, Jack 4-38; Bolden, Silas 3-34; Irish, Jesiah 2-53; Noga, Jeremiah 1-22; Martinez, Damien 1-16; Fenwick, Deshaun 1-8; Terry II, Jermaine 1-6; Hodgins, Isaac 1-2.

**California-**Davis, Taj 6-63; Endries, Jack 4-66; Hunter, Jeremiah 4-18; Grizzell, Trond 2-38; Young, Monroe 1-9; Ifanse, Isaiah 1-9; Alberding, Asher 1-5; Thomas, Jaivian 1-2; Ott, Jaydn 1--3.

**INTERCEPTIONS:** Oregon State-McCoy, Jermold 1-0.

**California-**None.

**SACKS:** Oregon State-None.

**California-**None.

**TACKLES (UA-A):** Oregon State-Oladapo, Kitan 5-6; Mascarenas-Arnold, Easton 2-7; Thomas Jr., Noble 4-2; Arnold, Akili 2-4; McCoy, Jermold 2-4; Johnson, Josiah 2-3; Stover, Cory 0-5; Lolohea, Sione 4-0; Jordan IV, Melvin 2-2; Rawls, James 2-0; Golden, Joe 1-1; Ivy Jr., Tyrice 1-1; McCartan, John 0-2; Hodgins, Isaac 0-2; Black, Dylan 1-0; Bolden, Silas 1-0; Chatfield Jr., Andrew 0-1; Uiagalelei, DJ 0-1; Saluni, Semisi 0-1; Hart Jr., Calvin 0-1.

**California-**Elarms-Orr, Kaleb 7-3; Sirmon, Jackson 5-3; Woodson, Craig 3-4; Eaby, Jeremiah 5-1; McMorris, Patrick 4-2; Carlton, Xavier 2-4; Correia, Ricky 0-5; Hearn III, Lu-Magia 3-1; Williams, Nohl 1-3; Uluave, Cade 1-3; Johnson, Brett 2-1; Jernigan, Myles 0-3; Soole-McKenzie, Stanley 2-0; Williams, Myles 1-1; Roberts, Jaedon 0-2; Burrell, Nate 0-2; Marshall, Ben 1-0; Alberding, Asher 1-0; Littlejohn, Matthew 0-1; McCullough, Ryan 0-1.

# 2023 OREGON STATE FOOTBALL

# 7

## #15 Oregon State 36, #18 UCLA 24

### October 14, 2023

Corvallis, Ore. | Reser Stadium

# 8

## Arizona 27, #11 Oregon State 24

### October 28, 2023

Tucson, Ariz. | Arizona Stadium

### Score by Quarters

	1	2	3	4	Final
UCLA	0	10	7	7	24
Oregon State	13	10	13	0	36

Attendance: 37,600  
Weather: 62 deg. • Cloudy

### Scoring Summary

Qtr	Time	Team	Scoring Play	Plays-Yards	TOP
1st	10:15	OSU	Sappington 36 yd field goal	6-16	3:21
1st	4:39	OSU	Sappington 43 yd field goal	10-55	4:19
1st	0:39	OSU	Velling 10 yd pass from Chiles (Sappington kick)	4-21	2:34
2nd	12:44	UCLA	Loya 10 yd pass from Moore (Lopez kick)	8-75	2:55
2nd	6:01	UCLA	Lopez 36 yd field goal	9-29	4:40
2nd	1:55	OSU	Sappington 26 yd field goal	10-77	4:01
2nd	0:48	OSU	Cooper Jr. 67 yd interception return (Sappington kick)		
3rd	9:12	OSU	Bolden 43 yd pass from Uiagalelei (pass failed)	2-58	0:44
3rd	7:07	UCLA	Harden 9 yd rush (Lopez kick)	5-69	1:58
3rd	4:24	OSU	Velling 32 yd pass from Uiagalelei (Sappington kick)	4-77	2:37
4th	14:31	UCLA	Steele 7 yd rush (Lopez kick)	16-75	4:53

### Statistical Summary

	UCLA	Oregon State
First Downs	27	19
Rushing	16	6
Passing	9	12
Penalty	2	1
Net Rushing	287	133
Net Passing	166	282
Pass Attempts	34	26
Pass Comp.	15	16
Pass INT	3	0
Total Offense	453	415
Offensive Plays	85	54
Fumbles-Lost	0-0	1-1
Penalties-Yards	9-60	11-95
Punts-Yards	2-88	3-128
Punt Returns-Yards	1--1	1-23
Kickoff Returns-Yards	1-29	4-65
Possession Time	30:15	29:45
3rd Down Conversions	8-16	5-12
4th Down Conversions	3-5	1-1
Red Zone Scores-Chances	4-5	3-3
Touchdowns	3-5	1-3
Field Goals	1-5	2-3
Sacks by - Yards	2-9	5-15
Points off turnovers	3	17

**RUSHING:** UCLA-Steele, Carson 22-110; Schlee, Collin 6-80; Harden, T.J. 9-47; Jones, Keegan 3-31; Moore, Dante 10-18; Yankoff, Colson 1-1.

**Oregon State-**Martinez, Damien 15-90; Fenwick, Deshaun 9-52; TEAM 1--2; Uiagalelei, DJ 3--7.

**PASSING:** UCLA-Moore, Dante 14-33-3-165; Schlee, Collin 1-1-0-1.

**Oregon State-**Uiagalelei, DJ 14-24-0-266; Chiles, Aidan 2-2-0-16.

**RECEIVING:** UCLA-Loya, Logan 11-48; Brown, Kam 6-20; Sturdivant, J. Michael 2-19; Matavao, Moliki 1-34; Jones, Keegan 1-26; Norwood, Josiah 1-8; Harden, T.J. 1-6; Ford, Kyle 1-5.

**Oregon State-**Gould, Anthony 7-87; Bolden, Silas 5-87; Velling, Jack 3-83; Munyagi Jr., Rweha 1-25.

**INTERCEPTIONS:** UCLA-None.

**Oregon State-**Arnold, Akili 1-13; Chatfield Jr., Andrew 1-24; Cooper Jr., Ryan 1-67.

**SACKS:** UCLA-Latu, Laiatu 0.5-4; Smith III, Gary 0.5-1; Murphy, Gabriel 0.5-4; Murphy, Grayson 0.5-0.

**Oregon State-**Hart Jr., Calvin 2.0-10; Golden, Joe 1.0-1; Oladapo, Kitan 1.0-1; McCartan, John 1.0-3.

**TACKLES (UA-A):** UCLA-Ramsey, Kamari 4-4; Oladejo, Oluwafemi 1-7; Davies, Jaylin 4-2; Muasau, Darius 2-3; Lati, Laiatu 0-4; Schwesinger, Carson 0-4; Anderson, Jordan 0-3; Nimmo Jr., William 0-3; Smith III, Gary 0-3; Cragun, Ryan 1-1; Kirkwood, Devin 1-1; Medrano, Kain 0-2; Williams, Keanu 0-2; Murphy, Gabriel 0-2; Brown, Kam 1-0; Toia, Jay 1-0; Heimlicher, Jake 1-0; Gardner, Beau 1-0; Jones Jr., Carl 1-0; Yankoff, Colson 0-1; Vaughns, JonJon 0-1; Murphy, Grayson 0-1; Price, Joquarri 0-1; Woods, Jalen 0-1; Stewart, Croix 0-1.

**Oregon State-**Mascarenas-Arnold, Easton 5-8; Arnold, Akili 4-6; Lolohea, Sione 1-9; Hart Jr., Calvin 5-4; Golden, Joe 3-5; Oladapo, Kitan 5-0; McCartan, John 4-1; Thomas Jr., Noble 3-2; Hodgins, Isaac 1-2; Chatfield Jr., Andrew 1-2; Robinson, Jaden 1-2; Cooper Jr., Ryan 2-0; Rawls, James 1-1; Hickie, Takari 0-2; Irish, Jesiah 0-1; Bolden, Silas 0-1; Young, Jaydin 0-1; Blake, Tyree 0-1.

### Score by Quarters

	1	2	3	4	Final
Oregon State	7	3	0	14	24
Arizona	3	7	3	14	27

Attendance: 45,023  
Weather: 74 deg. • Clear

### Scoring Summary

Qtr	Time	Team	Scoring Play	Plays-Yards	TOP
1st	8:28	OSU	Velling 22 yd pass from Uiagalelei (Sappington kick)	12-75	6:32
1st	1:34	ARIZ	Loop 51 yd field goal	14-41	6:54
2nd	10:32	ARIZ	McMillan 7 yd pass from Fifita (Loop kick)	7-94	3:22
2nd	5:13	OSU	Sappington 35 yd field goal		9-61
3rd	11:27	ARIZ	Loop 25 yd field goal		9-67
4th	14:47	OSU	Bolden 8 yd rush (Sappington kick)		9-80
4th	8:46	ARIZ	Wiley 40 yd pass from Fifita (Loop kick)		2-40
4th	2:22	ARIZ	Wiley 3 yd pass from Fifita (Loop kick)		10-55
4th	1:38	OSU	Valsin III 20 yd pass from Uiagalelei (Sappington kick)	4-75	0:44

### Statistical Summary

	Oregon State	Arizona
First Downs	23	21
Rushing	9	10
Passing	14	10
Penalty	0	1
Net Rushing	131	88
Net Passing	276	275
Pass Attempts	33	32
Pass Comp.	18	25
Pass INT	0	1
Total Offense	407	363
Offensive Plays	62	62
Fumbles-Lost	3-0	0-0
Penalties-Yards	2-20	4-20
Punts-Yards	4-170	2-103
Punt Returns-Yards	1-8	2-36
Kickoff Returns-Yards	1-19	0-0
Possession Time	29:14	30:46
3rd Down Conversions	6-12	5-11
4th Down Conversions	0-0	1-1
Red Zone Scores-Chances	3-4	3-3
Touchdowns	2-4	2-3
Field Goals	1-4	1-3
Sacks by - Yards	4-30	1-8
Points off turnovers	0	0

**RUSHING:** Oregon State-Martinez, Damien 14-87; Fenwick, Deshaun 4-15; Uiagalelei, DJ 6-10; Sappington, Atticus 1-9; Chiles, Aidan 2-8; Bolden, Silas 2-2.

**Arizona-**Coleman, Jonah 11-55; Williams, DJ 8-51; Luke, Rayshon 2-6; Cowing, Jacob 1-4; Wiley, Michael 2-0; TEAM 1--1; Fifita, Noah 5--27.

**PASSING:** Oregon State-Uiagalelei, DJ 16-30-0-218; Chiles, Aidan 2-3-0-58.

**Arizona-**Fifita, Noah 25-32-1-275.

**RECEIVING:** Oregon State-Velling, Jack 5-71; Bolden, Silas 5-66; Valsin III, Jimmy 3-54; Gould, Anthony 2-58; Fenwick, Deshaun 1-11; Irish, Jesiah 1-8; Martinez, Damien 1-8.

**Arizona-**McMillan, Tetairoa 8-80; Cowing, Jacob 6-36; Wiley, Michael 5-58; McLachlan, Tanner 3-33; Riley, Malachi 1-40; Green Jr., Kevin 1-26; Coleman, Jonah 1-2.

**INTERCEPTIONS:** Oregon State-McCartan, John 1-0.

**Arizona-**None.

**SACKS:** Oregon State-Mascarenas-Arnold, Easton 1.0-10; Hart Jr., Calvin 1.0-4; Golden, Joe 1.0-4; Chatfield Jr., Andrew 1.0-12.

**Arizona-**Upshaw, Taylor 1.0-8.

**TACKLES (UA-A):** Oregon State-Mascarenas-Arnold, Easton 5-5; Arnold, Akili 4-4; Hart Jr., Calvin 3-3; Oladapo, Kitan 2-4; McCoy, Jermod 1-5; Kane, Jack 1-5; Robinson, Jaden 4-1; Lolohea, Sione 2-2; Golden, Joe 2-2; McCartan, John 1-3; Jordan Jr., Andre 3-0; Chatfield Jr., Andrew 2-1; Stover, Cory 1-1; Rawls, James 1-0; Saluni, Semisi 1-0; Vincic, Luka 1-0. **Arizona-**Maldonado, Gunner 7-3; Manu, Jacob 4-4; Johnson, Dalton 6-1; Flowe, Justin 2-3; Davis, Tacario 4-0; Uiagalelei, Ta'ita'i, 2-2; Norton, Bill 1-3; Prysock, Ephesians 3-0; Stukes, Treydan 2-1; Upshaw, Taylor 1-2; Manoa, Tyler 1-0; Warnell Jr., DJ 1-0; Nfoagatoto'a, Sio 1-0; Savea, Tiaoaoli 0-1; Mercier, Jeremy 0-1; Irby, Martell 0-1.

# 2023 OREGON STATE FOOTBALL

# 9

## #16 Oregon State 26, Colorado 19

November 4, 2023

Boulder, Colo. | Folsom Field

### Score by Quarters

	1	2	3	4	Final
Oregon State	7	7	6	6	26
Colorado	0	3	2	14	19

Attendance: 52,575  
Weather: 52 deg. • Mostly Clear

### Scoring Summary

Qtr	Time	Team	Scoring Play	Plays-Yards	TOP
1st	1:26	OSU	Chiles 23 yd rush (Sappington kick)	9-71	4:49
2nd	7:35	COLO	Mata 32 yd field goal	4-5	1:24
2nd	0:16	OSU	Fenwick 20 yd pass from Uiagalelei (Sappington kick)	1-20	0:06
3rd	3:55	OSU	Uiagalelei 1 yd rush (Uiagalelei rush failed)	12-85	7:24
3rd	3:55	COLO	Breedlove PAT return		
4th	13:57	OSU	Sappington 22 yd field goal	8-66	4:02
4th	10:41	COLO	Hunter 15 yd pass from Sanders (Mata kick)	9-75	3:16
4th	4:47	OSU	Sappington 41 yd field goal	11-52	5:54
4th	1:42	COLO	Hankerson 12 yd pass from Sanders (Mata kick)	9-75	3:05

### Statistical Summary

	Oregon State	Colorado
First Downs	25	15
Rushing	12	1
Passing	12	12
Penalty	1	2
Net Rushing	195	-7
Net Passing	223	245
Pass Attempts	25	39
Pass Comp.	12	24
Pass INT	0	0
Total Offense	418	238
Offensive Plays	71	58
Fumbles-Lost	2-2	2-1
Penalties-Yards	4-50	8-42
Punts-Yards	4-182	7-317
Punt Returns-Yards	2-56	1-1
Kickoff Returns-Yards	1-24	1-24
Possession Time	35:58	24:02
3rd Down Conversions	7-14	5-14
4th Down Conversions	0-0	0-0
Red Zone Scores-Chances	3-3	3-3
Touchdowns	2-3	2-3
Field Goals	1-3	1-3
Sacks by - Yards	4-41	3-16
Points off turnovers	7	5

**RUSHING:** Oregon State-Martinez, Damien 21-115; Fenwick, Deshaun 10-39; Chiles, Aidan 2-29; Uiagalelei 11-16; TEAM 1-1; Bolden, Silas 1-3.

**Colorado**-Wilkinson, Sy'veon 4-17; Hankerson, Anthony 8-8; Edwards, Dylan 5-6; TEAM 1-1; Sanders, Shedeur 7-37.

**PASSING:** Oregon State-Uiagalelei, DJ 12-24-0-223; Chiles, Aidan 0-1-0-0.

**Colorado**-Sanders, Shedeur 24-39-0-245.

**RECEIVING:** Oregon State-Velling, Jack 3-69; Bolden, Silas 3-40; Gould, Anthony 3-37; Muniyagi Jr., Rweha 1-37; Fenwick, Deshaun 1-20; Irish, Jesiah 1-20.

**Colorado**-Hunter, Travis 8-98; Weaver, Xavier 5-66; Edwards, Dylan 4-22; Hankerson, Anthony 3-3; Horn Jr., Jimmy 2-28; Miller, Omarion 1-23; Antonio, Javon 1-5.

**INTERCEPTIONS:** Oregon State-None.

**Colorado**-None.

**SACKS:** Oregon State-Chatfield Jr., Andrew 3.0-36; Stover, Cory 1.0-5.

**Colorado**-Bentley, LaVonta 1.0-4; Payne Jr., Leonard 1.0-4; Woods, Trevor 0.5-4; McNeill, Amari 0.5-4.

**TACKLES (UA-A):** Oregon State-Mascarenas-Arnold, Easton 7-2; Cooper Jr., Ryan 7-1; McCartan, John 3-1; Chatfield Jr., Andrew 3-0; Lolohea, Sione 3-0; Stover, Cory 2-0; Golden, Joe 2-0; Arnold, Akili 1-1; Thomas Jr., Noble 1-1; Reichle, Jake 1-0; Oladapo, Kitan 1-0; Robinson, Jaden 1-0; Hart Jr., Calvin 1-0; Hodgins, Isaac 1-0; Erhart, Michael 0-1; Omotosho, Oluwaseyi 0-1.

**Colorado**-Bentley, LaVonta 7-1; Sanders, Shilo 6-2; Ward, Rodrick 6-1; Woods, Trevor 6-1; McNeill, Amari 3-1; Cooper, Omarion 3-0; Payne Jr., Leonard 3-0; Domineck, Jordan 2-0; Cokes, Shane 2-0; Hunter, Travis 2-0; Breedlove, Kyndrich 2-0; Walker, Arden 1-1; McClain, Cormani 1-1; Feely, Jace 1-0; Silmon-Craig, Cam'Ron 1-0; Vassett, Mark 1-0; Brown, Jeremiah 1-0; Mitchell, Juwan 1-0; McClendon II, Derrick 1-0; Milliner-Jones, Jaden 0-1; Hawkins, JJ 0-1.

# 10

## #12 Oregon State 62, Stanford 17

November 11, 2023

Corvallis, Ore. | Reser Stadium

### Score by Quarters

	1	2	3	4	Final
Stanford	7	3	7	0	17
Oregon State	14	20	21	7	62

Attendance: 37,107  
Weather: 56 deg. • Cloudy

### Scoring Summary

Qtr	Time	Team	Scoring Play	Plays-Yards	TOP
1st	9:52	OSU	Martinez 7 yd rush (Sappington kick)	5-58	2:37
1st	5:33	OSU	Martinez 59 yd rush (Sappington kick)	6-70	2:20
1st	0:23	STAN	Daniels 7 yd rush (Karty kick)	3-35	1:11
2nd	13:44	OSU	Martinez 15 yd rush (Sappington kick)	5-85	1:35
2nd	10:17	OSU	Terry II 40 yd pass from Uiagalelei (Sappington kick)	2-53	0:50
2nd	3:04	STAN	Karty 28 yd field goal	14-65	7:13
2nd	0:15	OSU	Martinez 5 yd rush (Sappington kick missed)	10-75	2:49
3rd	8:09	OSU	Fenwick 13 yd pass from Uiagalelei (Sappington kick)	12-75	6:51
3rd	3:48	OSU	Chiles 1 yd rush (Sappington kick)	5-34	1:52
3rd	1:43	OSU	Fenwick 37 yd rush (Sappington kick)	3-58	1:27
3rd	1:30	STAN	Ayomanor 75 yd pass from Daniels (Karty kick)	1-75	0:13
4th	5:54	OSU	Sharp 28 yd pass from Chiles (Sappington kick)	4-74	1:58

### Statistical Summary

	Stanford	Oregon State
First Downs	18	29
Rushing	5	14
Passing	10	13
Penalty	3	2
Net Rushing	82	277
Net Passing	242	321
Pass Attempts	32	28
Pass Comp.	14	18
Pass INT	4	0
Total Offense	324	598
Offensive Plays	64	68
Fumbles-Lost	2-0	0-0
Penalties-Yards	4-45	5-51
Punts-Yards	4-153	3-120
Punt Returns-Yards	1-9	1-3
Kickoff Returns-Yards	1-0	1-15
Possession Time	29:13	30:47
3rd Down Conversions	3-13	2-7
4th Down Conversions	0-1	2-2
Red Zone Scores-Chances	2-2	5-5
Touchdowns	1-2	5-5
Field Goals	1-2	0-5
Sacks by - Yards	1-7	6-38
Points off turnovers	0	21

**RUSHING:** Stanford-Daniels, Ashton 9-37; Lamson, Justin 17-21; Bachmeier, Tiger 1-15; Smith, E.J. 4-7; Butler, Ryan 1-2.

**Oregon State**-Martinez, Damien 15-146; Fenwick, Deshaun 5-61; Reichle, Jake 3-31; Newell, Isaiah 9-26; Chiles, Aidan 4-14; Uiagalelei, DJ 2-3; TEAM 2-4.

**PASSING:** Stanford-Daniels, Ashton 10-16-3-200; Lamson, Justin 4-16-1-42.

**Oregon State**-Uiagalelei, DJ 12-19-0-240; Chiles, Aidan 5-8-0-75; Gulbranson, Ben 1-0-0-6.

**RECEIVING:** Stanford-Roush, Sam 4-33; Ayomanor, Elic 3-122; Bachmeier, Tiger 3-41; Smith, E.J. 2-15; Harris, Jackson 1-21; Farrell, Bryce 1-10.

**Oregon State**-Velling, Jack 3-55; Bolden, Silas 2-36; Terry II, Jermaine 2-35; Irish, Jesiah 2-32; Martinez, Damien 2-16; Gould, Anthony 1-61; Sharp, Riley 1-28; Caulfield, Bryce 1-21; Valsin III, Jimmy 1-13; Fenwick, Deshaun 1-13; Wells Jr., David 1-6; Noga, Jeremiah 1-5.

**INTERCEPTIONS:** Stanford-None.

**Oregon State**-Oladapo, Kitan 2-14; McCoy, Jermod 1-17; Chatfield Jr., Andrew 1-8.

**SACKS:** Stanford-Taftiti, Tevarua 1.0-7.

**Oregon State**-Chatfield Jr., Andrew 2.0-24; McCartan, John 1.5-6; Omotosho, Oluwaseyi 1.0-5; Chisom, Isaiah 1.0-1; Hart Jr., Calvin 0.5-2.

**TACKLES (UA-A):** Stanford-Leigber, Mitch 6-3; Bernadel, Gaethan 2-5; Sinclair, Tristan 1-6; Taftiti, Tevarua 4-2; Jorgensen, Spencer 1-5; Aybar, Wilfredo 1-3; Edwards, Scotty 1-2; Williams, Terian 1-2; Moi, Jaxson 0-3; Wright, Collin 0-3; Morris, Aaron 2-0; Keneley, Lance 1-1; Rose, Matt 1-1; Porter, Omari 0-2; Djarikre, Che 0-2; Raines, Jayson 1-0; Frausto-Ramos, Jshawn 1-0; Roush, Sam 1-0; Bailey, David 1-0; Manley, Zahrn 1-0; Rowell, Zach 1-0; Lester, Zephron 0-1; Caughey, Pat 0-1; Marceau-Olayinka, Braden 0-1; Dubre, Ese 0-1.

**Oregon State**-Hart Jr., Calvin 3-4; Arnold, Akili 3-3; Mascarenas-Arnold, Easton 1-5; McCartan, John 3-2; Robinson, Jaden 4-0; Chisom, Isaiah 3-1; Cooper Jr., Ryan 2-2; Jordan IV, Melvin 2-1; Chatfield Jr., Andrew 2-1; Rawls, James 1-1; Oladapo, Kitan 1-1; Jordan Jr., Andre 1-1; Golden, Joe 0-2; Stover, Cory 0-2; Reichle, Jake 1-0; Russell, Wynston 1-0; Omotosho, Oluwaseyi 1-0; Saluni, Semisi 0-1; Hodgins, Isaac 0-1; Kane, Jack 0-1; Hickley, Takari 0-1.

# 2023 OREGON STATE FOOTBALL

# 11

**#5 Washington 22, #10 Oregon State 20**  
**November 18, 2023**  
 Corvallis, Ore. | Reser Stadium

# 12

**#6 Oregon 31, #15 Oregon State 7**  
**November 24, 2023**  
 Eugene, Ore. | Autzen Stadium

## Score by Quarters

	1	2	3	4	Final
Washington	9	13	0	0	22
Oregon State	7	3	7	3	20

Attendance: 38,415  
 Weather: 50 deg. • Raining

## Scoring Summary

Qtr	Time	Team	Scoring Play	Plays-Yards	TOP
1st	9:55	UW	- Odunze 12 yd pass from Penix Jr. (Gross kick)	10-63	4:58
1st	5:09	OSU	- Martinez 3 yd rush (Sappington kick)	10-75	4:46
1st	1:17	UW	- Safety		
2nd	9:33	UW	- Penix Jr. 5 yd rush (Gross kick)	3-19	1:03
2nd	4:57	OSU	- Sappington 38 yd field goal	8-52	4:28
2nd	0:54	UW	- Odunze 32 yd pass from Penix Jr. (pass failed)	9-76	3:58
3rd	1:29	OSU	- Martinez 5 yd rush (Sappington kick)	16-78	9:56
4th	10:40	OSU	- Sappington 35 yd field goal	10-50	4:42

## Statistical Summary

	Washington	Oregon State
First Downs	14	22
Rushing	5	12
Passing	8	9
Penalty	1	1
Net Rushing	110	148
Net Passing	162	169
Pass Attempts	28	33
Pass Comp.	13	16
Pass INT	0	2
Total Offense	272	317
Offensive Plays	53	73
Fumbles-Lost	1-1	3-1
Penalties-Yards	10-64	8-65
Punts-Yards	4-176	1-47
Punt Returns-Yards	1-11	1-11
Kickoff Returns-Yards	4-88	3-57
Possession Time	22:33	37:27
3rd Down Conversions	6-13	3-12
4th Down Conversions	0-0	2-5
Red Zone Scores-Chances	2-3	4-4
Touchdowns	2-3	2-4
Field Goals	0-3	2-4
Sacks by - Yards	1-9	0-0
Points off turnovers	7	0

**RUSHING:** Washington-Johnson, Dillon 16-89; Penix Jr., Michael 3-22; Nixon, Will 1-3; Rogers, Tybo 1-1; TEAM 4--5.  
**Oregon State**-Martinez, Damien 26-123; Ulagalelei, DJ 6-53; Gould, Anthony 2-17; Newell, Isaiah 1-4; Fenwick, Deshaun 3-0; Chiles, Aidan 1--9; TEAM 1--40.

**PASSING:** UCLA-Penix Jr., Michael 13-28-0-162.  
**Oregon State**-Ulagalelei, DJ 15-31-2-164; Chiles, Aidan 1-2-0-5.

**RECEIVING:** Washington-Odunze, Rome 7-106; Westover, Jack 4-43; Jackson, Giles 1-10; Rogers, Tybo 1-3.  
**Oregon State**-Bolden, Silas 5-64; Gould, Anthony 5-34; Martinez, Damien 2-44; Irish, Jesiah 1-13; Munyagi Jr., Rweha 1-7; Walker, Trent 1-6; Velling, Jack 1-1.

**INTERCEPTIONS:** Washington-Muhammad, Jabbar 2-11.  
**Oregon State**-None.

**SACKS:** Washington-Trice, Bralen 1.0-9.  
**Oregon State**-None.

**TACKLES (UA-A):** Washington-Bruener, Carson 6-8; Hampton, Dominique 4-7; Jackson, Elijah 3-4; Ulofoshio, Edefuan 1-6; Trice, Bralen 2-4; Powell, Mishael 4-0; Letuiligasenoa, Tuli 2-2; Tunuufi, Voi 0-4; Fowler, Drew 2-1; Tupuola-Fetui, Zion 1-2; Goforth, Ralen 1-2; Esteen, Makell 1-1; Asoau-Afoa, Sekai 1-1; Dunn, Tristan 0-2; Banded, Jacob 0-2; Dixon, Thaddeus 1-0; Muhammad, Jabbar 1-0; Cuevas, Josh 1-0; Ale, Ulumoo 0-1; Green, Jaivion 0-1.  
**Oregon State**-Mascarenas-Arnold, Easton 4-3; Hart Jr., Calvin 3-1; McCoy 3-1; Rawls, James 1-3; Oladapo, Kitan 3-0; Golden, Joe 1-2; Stover, Cory 1-2; Arnold, Akili 1-2; Omatosho, Oluwaseyi 2-0; Robinson, Jaden 1-1; Reichle, Jake 1-0; Velling, Jack 1-0; Irish, Jesiah 1-0; McCartan, John 1-0; Jordan Jr., Andre 1-0; Chatfield Jr., Andrew 0-1; Hodgins, Isaac 0-1; Kane, Jack 0-1.

## Score by Quarters

	1	2	3	4	Final
Oregon State	0	7	0	0	7
Oregon	7	14	3	7	31

Attendance: 59,987  
 Weather: 39 deg. • Clear

## Scoring Summary

Qtr	Time	Team	Scoring Play	Plays-Yards	TOP
1st	6:19	ORE	- Irving 14 yd pass from Nix (Lewis kick)	15-88	8:41
2nd	14:20	ORE	- Nix 16 yd rush (Lewis kick)	8-58	3:13
2nd	0:54	OSU	- Bolden 9 yd pass from Ulagalelei (Sappington kick)	15-80	5:37
2nd	0:08	ORE	- Franklin 41 yd pass from Nix (Lewis kick)	5-78	0:40
3rd	6:01	ORE	- Lewis 25 yd field goal	8-64	3:25
4th	14:37	ORE	- James 1 yd rush (Lewis kick)	12-82	4:53

## Statistical Summary

	Oregon State	Oregon
First Downs	17	28
Rushing	3	9
Passing	11	19
Penalty	3	0
Net Rushing	53	113
Net Passing	220	367
Pass Attempts	35	40
Pass Comp.	19	33
Pass INT	1	0
Total Offense	273	480
Offensive Plays	59	68
Fumbles-Lost	0-0	0-0
Penalties-Yards	4-23	6-65
Punts-Yards	2-88	2-69
Punt Returns-Yards	0-0	1--3
Kickoff Returns-Yards	5-72	2-26
Possession Time	25:57	34:03
3rd Down Conversions	3-11	5-11
4th Down Conversions	2-6	2-2
Red Zone Scores-Chances	1-1	4-5
Touchdowns	1-1	3-5
Field Goals	0-1	1-5
Sacks by - Yards	0-0	1-7
Points off turnovers	0	0

**RUSHING:** Oregon State-Martinez, Damien 13-38; Ulagalelei, DJ 7-13; Fenwick, Deshaun 1-3; Irish, Jesiah 1-2; TEAM 1--1; Bolden, Silas 1--2.

**Oregon**-James, Jordan 7-43; Irving, Bucky 14-41; Nix, Bo 6-31; TEAM 1--2.

**PASSING:** Oregon State-Ulagalelei, DJ 19-35-1-220.  
**Oregon**-Nix, Bo 33-40-0-367.

**RECEIVING:** Oregon State-Gould, Anthony 6-85; Bolden, Silas 4-56; Valsin III, Jimmy 3-26; Irish, Jesiah 2-19; Velling, Jack 1-19; Sharp, Riley 1-6; Munyagi Jr., Rweha 1-6; Fenwick, Deshaun 1-3.  
**Oregon**-Johnson, Tez 11-137; Franklin, Troy 9-128; Irving, Bucky 5-17; Ferguson, Terrance 3-32; Holden, Traeshon 2-27; Bryant Jr., Gary 1-10; Herbert, Patrick 1-9; James, Jordan 1-7.

**INTERCEPTIONS:** Oregon State-None.  
**Oregon**-Manning, Dontae 1-0.

**SACKS:** Oregon State-None.  
**Oregon**-Ulagalelei, Matayo 1.0-7.

**TACKLES (UA-A):** Oregon State-Mascarenas-Arnold, Easton 9-2; Oladapo, Kitan 7-4; Hart Jr., Calvin 2-6; McCartan, John 2-3; McCoy, Jermod 4-0; Kane, Jack 4-0; Jordan Jr., Andre 2-2; Cooper Jr., Ryan 1-2; Lolohea, Sione 0-3; Hodgins, Isaac 0-3; Golden, Joe 1-1; Johnson, Josiah 1-1; Stover, Cory 0-2; Rawls, James 0-2; Young, Jaydin 1-0; Chatfield Jr., Andrew 1-0; Jordan IV, Melvin 1-0; Thomas Jr., Noble 0-1; Irish, Jesiah 0-1; Reichle, Jake 0-1.  
**Oregon**-Williams, Evan 3-3; Johnson, Tysheem 2-3; Tuoti, Teitum 1-4; Bassa, Jeffrey 2-2; Burch, Jordan 1-3; Jacobs, Jestin 1-3; Manning, Dontae 3-0; Jackson, Khyree 2-1; Aumavae, Popo 0-3; Rogers, Casey 0-3; Funa, Mase 1-1; Dorlus, Brandon 1-1; Soelle, Connor 1-1; Ulagalelei, Matayo 1-1; Martin, Cole 1-0; Stephens IV, Steve 1-0; Taimani, Taki 1-0; Ware-Hudson, Keyon 1-0; Reed, Nikko 1-0; Bridges, Trikweze 1-0; Hill, Jamal 0-1; Jackson, Devon 0-1; Winston, Emar'ion 0-1.

# 2023 OREGON STATE FOOTBALL

## Numerical Roster

NO	NAME	POS
1	Cooper Jr., Ryan	DB
1	Fenwick, Deshaun	RB
2	Gould, Anthony	WR
2	Hart Jr., Calvin	ILB
2	Valsin III, Jimmy	WR
3	East, Jamai	WR
3	Tongue, Makiya	ILB
4	Robinson, Jaden	DB
4	Throckmorton, Travis	QB
6	Martinez, Damien	RB
6	McCartan, John	OLB
7	Bolden, Silas	WR
7	Julian, Alton	DB
8	Lolohea, Sione	DL
8	Munyagi Jr., Rweha	WR
9	Franke, Ryan	OLB
9	Newell, Isaiah	RB
10	Chatfield Jr., Andrew	OLB
10	Reddicks, Tastean	WR
12	Card, Zachary	WR
13	Irish, Jesiah	WR
14	Holmes, Jailen	WR
14	Shaw, Kord	ILB
15	Mason Jr., Sam	DB
15	Montiel, Dom	QB
16	Mack Jr., Carlos	DB
17	Gulbranson, Ben	QB
17	Taylor, Nikko	OLB
17	Thomas, Skyler	DB
18	Massey, Ian	DB
18	Noga, Jeremiah	WR
19	Hatten Jr., Montrel	WR
19	Swen, Joe	DB
20	Lambert, Jai	WR
20	Miller, John	ILB
21	Thomas Jr., Noble	DB
21	Wells Jr., David	WR
22	Russell, Wynston	DB
22	Valadez, Joel	WR
23	Riney, Walker	WR
24	Haines, Gavin	RB
24	Kane, Jack	DB
25	Ivy Jr., Tyrice	DB
26	Howard, Harlem	DB
27	Jordan, Andre	DB
28	Oladapo, Kitan	DB
28	Walker, Trent	WR
29	Navarrete, Dyontae	RB
29	Ratliff, Austin	DB
30	Boschma, Karson	WR
30	Johnson, Josiah	DB
31	Malaki-Donaldson, Mathias	OLB
31	Walker, Max	P
32	Chisom, Isaiah	ILB
33	Hogan, Peyton	LS
33	Omotosh, Oluwaseyi	OLB
34	Reichle, Jake	RB
35	Hayes, Everett	K
36	Vickers, Drake	DB
37	Green, Josh	P
38	Clark, Milan	DB
38	Winsor, AJ	P
39	Young, Jaydin	DB

## Alphabetical Roster

NO	NAME	POS	HT	WT	YR	EXP	HOMETOWN
74	Anderson, Jacob	OL	6-5	281	Fr.	HS	Billings, MT (Billings West)
64	Berger, Ryan	OL	6-4	308	Fr.	HS	Hillsboro, OR (Liberty)
48	Black, Dylan	LS	6-1	202	RJr.	3V	Reno, NV (Bishop Manogue)
60	Black, Tiger	DL	6-1	275	Fr.	HS	Roseburg, OR (Roseburg)
47	Blake, Tyree	OLB	6-1	228	RFr.	RS	Portland, OR (Jesuit)
58	Bloomfield, Heneli	OL	6-4	310	RSr.	1V	Sandy, UT (Jordan/Utah State)
7	Bolden, Silas	WR	5-8	157	Jr.	2V	Rancho Cucamonga, CA (Rancho Cucamonga)
30	Boschma, Karson	WR	6-3	192	So.	TR	Tigard, OR (Tigard/College Of The Siskiyou)
60	Brewer, Marco	OL	6-4	323	RSr.	2V	Corvallis, OR (Corvallis/Grant/Laney College)
12	Card, Zachary	WR	5-9	156	Fr.	HS	Brentwood, CA (Pittsburg)
89	Caufield, Bryce	TE	6-4	230	RSo.	1V	Lake Oswego, OR (Lakeridge)
10	Chatfield Jr., Andrew	OLB	6-1	254	RSr.	1V	Plantation, FL (American Heritage/Florida)
32	Chisom, Isaiah	ILB	6-0	219	Fr.	HS	Santa Clarita, CA (Chaminade College Prep)
38	Clark, Milan	DB	6-0	172	Fr.	HS	Portland, OR (Grant)
98	Collins, Thomas	DL	6-1	284	Fr.	HS	Gothenburg, Sweden (RIG Academy)
1	Cooper Jr., Ryan	DB	6-0	187	Sr.	1V	San José, CA (Wilcox/College of San Mateo)
41	Drummer, Jhae	DB	6-0	197	RFr.	RS	Long Beach, CA (Millikan)
3	East, Jamai	WR	6-1	209	So.	TR	Fairfield, CA (Vanden/College of San Mateo)
78	Elu, Nathan	OL	6-5	297	RFr.	RS	San Mateo, CA (Junipero Serra)
40	Erhart, Michael	ILB	6-0	227	RJr.	2V	Westlake Village, CA (Chaminade College Prep)
72	Esty, Zander	OL	6-4	268	Fr.	HS	Auburn, CA (Placer)
1	Fenwick, Deshaun	RB	6-2	222	RSr.	2V	Bradenton, FL (Braden River/South Carolina)
9	Franke, Ryan	OLB	6-3	244	RJr.	1V	Camarillo, CA (Oaks Christian)
75	Fuaga, Taliiese	OL	6-6	334	Jr.	3V	Tacoma, WA (Mount Tahoma)
95	Golden, Joe	DL	6-5	290	RSr.	1V	Colorado Springs, Colo. (Doherty/Northern Colorado)
77	Gonzalez, Flavio	OL	6-5	301	RJr.	TM	Tucson, AZ (Pueblo/Butler CC)
2	Gould, Anthony	WR	5-8	172	RJr.	3V	Leavenworth, KS (West Salem [OR])
67	Gray, Joshua	OL	6-4	305	RJr.	3V	Rancho Cucamonga, CA (Rancho Cucamonga)
37	Green, Josh	P	6-1	218	RSr.	1V	Adelaide, Australia (Adelaide/Laney College)
17	Gulbranson, Ben	QB	6-3	215	RSo.	1V	Newbury Park, CA (Newbury Park)
24	Haines, Gavin	RB	6-0	204	RSo.	TM	West Linn, OR (West Linn)
2	Hart Jr., Calvin	ILB	6-0	226	RSr.	TR	Fort Lauderdale, FL (American Heritage/NC State/Illinois)
76	Hartman, Ben	OL	6-4	317	Fr.	HS	Austin, TX (Crescent Valley/Lake Travis)
19	Hatten Jr., Montrel	WR	5-11	217	Fr.	HS	Carthage, TX (Carthage)
35	Hayes, Everett	K	6-0	208	Sr.	4V	Granite Bay, CA (Granite Bay)
43	Hickle, Takari	DL	6-3	267	RFr.	RS	Tenino, WA (Tenino)
99	Hodgins, Isaac	DL	6-0	270	RSr.	4V	Oakley, CA (Berean Christian)
33	Hogan, Peyton	LS	6-1	200	RSo.	TM	Bozeman, MT (Bozeman)
26	Howard, Harlem	DB	6-0	176	Fr.	HS	Pompano Beach, FL (Blanche Ely/Deerfield Beach)
58	Howard, Kelze	DL	6-3	277	Fr.	HS	Las Vegas, NV (Spring Valley)
14	Holmes, Jailen	WR	5-10	158	So.	TR	Madison, AL (Madison County/Independence CC)
13	Irish, Jesiah	WR	5-11	174	RSr.	4V	Snoqualmie, WA (Mount Si)
25	Ivy Jr., Tyrice	DB	6-3	201	Jr.	TR	San Francisco, CA (Sacred Heart Cathedral/College of San Mateo)
85	Jensen, Cooper	TE	6-5	219	Fr.	HS	Everett, WA (Glacier Peak)
90	Johnson, Jojo	DL	6-2	311	Fr.	HS	Salt Lake City, UT (Olympus)
30	Johnson, Josiah	DB	5-10	183	RSo.	TM	San Diego, CA (San Diego)
27	Jordan, Andre	DB	6-1	171	Fr.	HS	Federal Way, WA (Federal Way)
44	Jordan IV, Melvin	ILB	5-11	225	RFr.	RS	St. Petersburg, FL (Clearwater Central Catholic)
7	Julian, Alton	DB	6-2	210	RSr.	2V	East Palo Alto, CA (Valley Christian/College of San Mateo)
24	Kane, Jack	DB	5-10	180	RSo.	1V	Fountain Valley, CA (Servite)
86	Kelley, Malik	TE	6-2	256	RSo.	1V	Portland, OR (Roosevelt)
20	Lambert, Jai	WR	5-10	171	RFr.	HS	Hutto, TX (Hutto)
70	Levorgood, Jake	OL	6-4	294	RSr.	4V	Vacaville, CA (Vacaville)
8	Lolohea, Sione	DL	6-3	266	Jr.	3V	Houma Tukulalo Vava'u, Tonga (Aquinas [CA])
57	Lopez, Dylan	OL	6-3	296	RFr.	RS	Eastvale, CA (IMG Academy [FL])
16	Mack Jr., Carlos	DB	6-1	212	RFr.	RS	Clovis, CA (Clovis)
31	Malaki-Donaldson, Mathias	OLB	6-5	237	RFr.	RS	Baldwin Village, CA (Oaks Christian)
6	Martinez, Damien	RB	6-0	232	So.	1V	Lewisville, Texas (Lewisville)
15	Mason Jr., Sam	DB	6-0	195	RFr.	RS	Covina, CA (Charter Oak)
18	Massey, Ian	DB	6-0	216	RJr.	TM	Houston, TX (Westfield/Trinity Valley CC)
6	McCartan, John	OLB	6-5	258	RSr.	4V	Rancho Santa Margarita, CA (Santa Margarita Catholic)
82	Milbourn, Gabe	TE	6-4	252	RSo.	TM	Sonora, CA (Sonora Union)
20	Miller, John	ILB	6-1	237	Jr.	3V	Tualatin, OR (Tualatin)



## 2023 OREGON STATE FOOTBALL

NO	NAME	POS	NO	NAME	POS	HT	WT	YR	EXP	HOMETOWN
40	Erhart, Michael	ILB	61	Miller, Tanner	OL	6-1	287	RJr.	2V	Valencia, CA (Valencia)
41	Drummer, Jhae	DB	49	Miner, Frank	LS	6-2	206	RFr.	HS	Seattle, WA (Seattle Preparatory School)
42	Tufaga, Mason	ILB	15	Montiel, Dom	QB	6-2	197	RFr.	RS	Coos Bay, OR (Marshfield)
43	Hickle, Takari	DL	73	Morano, Tyler	OL	6-5	277	RSo.	1V	Livermore, CA (Granada)
44	Jordan IV, Melvin	ILB	8	Munyagi Jr., Rweha	WR	6-2	190	RSr.	3V	Seattle, WA (Archbishop Thomas J. Murphy)
45	Saluni, Semisi	DL	29	Navarrete, Dyontae	RB	5-10	204	Jr.	TR	Woodburn, OR (Woodburn/Lewis & Clark College)
46	Phillips, Porter	ILB	83	Neuman, Carter	TE	6-4	241	RSo.	TM	Eugene, OR (Sheldon)
47	Blake, Tyree	OLB	9	Newell, Isaiah	RB	6-1	225	RSo.	1V	Walnut Creek, CA (Las Lomas)
48	Black, Dylan	LS	18	Noga, Jeremiah	WR	6-2	186	RSo.	1V	Grants Pass, OR (Hidden Valley)
49	Miner, Frank	LS	28	Oladapo, Kitan	DB	6-1	217	RSr.	3V	Happy Valley, OR (Central Catholic)
52	Rawls, James	DL	33	Omotosho, Oluwaseyi						
54	Pond, Clive	ILB			OLB	6-2	244	RSo.	TR	Houston, Texas (George Bush/Wyoming)
55	White, Jason	OL	46	Phillips, Porter	ILB	6-1	219	RSo.	TM	Albany, OR (West Albany)
56	Saez, Zakaih	OLB	54	Pond, Clive	ILB	6-2	218	Fr.	HS	Enumclaw, WA (Enumclaw)
57	Lopez, Dylan	OL	80	Pope, Trevor	WR	6-2	183	RSo.	TM	Tracy, CA (Tracy)
58	Bloomfield, Heneli	OL	29	Ratliff, Austin	DB	6-1	210	Fr.	HS	Silverton, OR (Silverton)
58	Howard, Kelze	DL	52	Rawls, James	DL	6-2	284	RSr.	3V	Inglewood, CA (Mira Costa/Fullerton College)
60	Black, Tiger	DL	10	Reddicks, Tastean	WR	5-11	186	Fr.	HS	Fort Lauderdale, FL (Dillard/Deerfield Beach)
60	Brewer, Marco	OL	34	Reichle, Jake	RB	6-1	199	RFr.	RS	Lake Oswego, OR (Lakeridge)
61	Miller, Tanner	OL	23	Riney, Walker	WR	6-0	181	RSo.	TM	Corvallis, OR (Crescent Valley)
62	Schuster, Jacob	DL	4	Robinson, Jaden	DB	6-0	190	RSr.	2V	Auburn, WA (Auburn Riverside)
63	Vincic, Luka	OL	22	Russell, Wynston	DB	5-9	178	RJr.	TM	Chicago, IL (Homewood-Flossmoor)
64	Berger, Ryan	OL	56	Saez, Zakaih	OLB	6-4	233	Fr.	HS	Lake Worth, FL (Saint Thomas Aquinas)
65	Schnapp, Thomas	OL	45	Saluni, Semisi	DL	6-3	286	Jr.	2V	Concord, CA (Northgate)
66	Starck, Grant	OL	65	Schnapp, Thomas	OL	6-5	278	Fr.	HS	Livermore, CA (Granada)
67	Gray, Joshua	OL	87	Sharp, Riley	TE	6-6	248	RSr.	4V	Salt Lake City, Utah (Skyline)
69	Strand, Jacob	OL	14	Shaw, Kord	ILB	6-3	225	RFr.	RS	Ogden, UT (Bonneville)
70	Levorgood, Jake	OL	94	Shippen, Tavis	DL	6-4	300	RSr.	2V	Murrieta, CA (Vista Murrieta/Mt. San Jacinto College)
71	Spencer, Tommy	OL	62	Schuster, Jacob	DL	6-1	320	RSo.	TR	Lacey, WA (Tumwater/Minnesota)
72	Esty, Zander	OL	71	Spencer, Tommy	OL	6-5	309	Jr.	2V	Roseville, CA (Roseville)
73	Morano, Tyler	OL	66	Starck, Grant	OL	6-4	298	Jr.	TR	Springfield, OR (Thurston/Nevada)
74	Anderson, Jacob	OL	82	Stover, Cory	OLB	6-6	248	RJr.	3V	Coos Bay, OR (Marshfield)
75	Fuaga, Taliiese	OL	69	Strand, Jacob	OL	6-5	283	RFr.	RS	Canby, OR (Canby)
76	Hartman, Ben	OL	19	Swen, Joe	DB	6-3	198	RFr.	RS	Philadelphia, PA (Bishop Alemany [CA])
77	Gonzalez, Flavio	OL	17	Taylor, Nikko	OLB	6-5	247	Jr.	TR	Oceanside, CA (Blue Valley North/Hutchinson CC)
78	Elu, Nathan	OL	84	Terry II, Jermaine	TE	6-4	251	Jr.	TR	Richmond, CA (Kennedy/California)
79	Voltin, Tyler	OL	21	Thomas Jr., Noble	DB	5-11	195	RFr.	RS	Orange, FL (University)
80	Pope, Trevor	WR	17	Thomas, Skyler	DB	6-2	208	Jr.	2V	East Menlo Park, CA (Menlo Atherton/Heard County)
82	Milbourn, Gabe	TE	4	Throckmorton, Travis						
82	Stover, Cory	OLB			QB	6-1	202	RFr.	RS	Westlake Village, CA (Simi Valley)
83	Neuman, Carter	TE	3	Tongue, Makiya	ILB	6-2	223	RJr.	2V	Baton Rouge, LA (University Lab/Georgia)
84	Terry II, Jermaine	TE	42	Tufaga, Mason	ILB	6-1	242	RSo.	TR	Honolulu, HI (St. Louis/Utah)
85	Jensen, Cooper	TE	22	Valadez, Joel	WR	5-10	180	Jr.	TR	Grants Pass, OR (Grants Pass/Linfield)
86	Kelley, Malik	TE	2	Valsin III, Jimmy	WR	6-2	195	RSo.	1V	Arlington, TX (Bowie)
87	Sharp, Riley	TE	36	Vickers, Drake	DB	6-3	193	So.	TR	North Hollywood, CA (John Burroughs/Pasadena CC)
89	Caufield, Bryce	TE	63	Vincic, Luka	OL	6-5	287	RFr.	RS	Bothell, WA (Bothell)
90	Johnson, Jojo	DL	79	Voltin, Tyler	OL	6-4	372	RSo.	TM	Stayton, OR (Regis Catholic)
92	Willhite, Levi	DL	31	Walker, Max	P	6-2	195	RFr.	RS	Fox Island, WA (Bellarmine Prep)
94	Shippen, Tavis	DL	28	Walker, Trent	WR	6-2	188	RSo.	TM	Portland, OR (Beaverton)
95	Golden, Joe	DL	21	Wells Jr., David	WR	6-1	173	Fr.	HS	Lakewood, WA (Lakes)
97	Wright, Quincy	DL	55	White, Jason	OL	6-3	300	RSo.	TM	Lakewood, CA (Orange Lutheran)
98	Collins, Thomas	DL	92	Willhite, Levi	DL	6-3	279	Fr.	HS	Salem, OR (South Salem)
99	Hodgins, Isaac	DL	38	Winsor, AJ	P	6-2	198	Fr.	HS	Mukilteo, WA (Kamiak)
			97	Wright, Quincy	DL	6-2	313	RFr.	RS	Duncanville, Texas (Duncanville)
			39	Young, Jaydin	DB	5-11	174	Jr.	TR	Peoria, AZ (Centennial/Arizona)

# 2023 OREGON STATE FOOTBALL

## OREGON STATE DEPTH CHART

### OFFENSE

<b>X</b>	<b>2</b>	<b>Jimmy Valsin III</b>	<b>RSo.</b>	<b>6-2</b>	<b>195</b>
	8	Rweha Munygai Jr.	RSr.	6-2	190
<b>LT</b>	<b>69</b>	<b>Jacob Strand</b>	<b>RFr.</b>	<b>6-5</b>	<b>283</b>
	77	Flavio Gonzalez	RJr.	6-5	301
<b>LG</b>	<b>66</b>	<b>Grant Starck</b>	<b>Jr.</b>	<b>6-4</b>	<b>298</b>
	79	Tyler Voltin	RSo.	6-4	372
<b>C</b>	<b>70</b>	<b>Jake Levensgood</b>	<b>RSr.</b>	<b>6-4</b>	<b>294</b>
	57	Dylan Lopez	RFr.	6-3	296
<b>RG</b>	<b>61</b>	<b>Tanner Miller</b>	<b>RJr.</b>	<b>6-1</b>	<b>287</b>
	63	Luka Vincic	RFr.	6-5	287
<b>RT</b>	<b>73</b>	<b>Tyler Morano</b>	<b>RSo.</b>	<b>6-5</b>	<b>277</b>
	78	Nathan Elu	RFr.	6-5	297
<b>Z</b>	<b>7</b>	<b>Silas Bolden</b>	<b>Jr.</b>	<b>5-8</b>	<b>157</b>
	28	Trent Walker	RSo.	6-2	188
<b>Y</b>	<b>84</b>	<b>Jermaine Terry II</b>	<b>Jr.</b>	<b>6-4</b>	<b>251</b>
	87	Riley Sharp	RSr.	6-6	248
<b>H</b>	<b>13</b>	<b>Jesiah Irish</b>	<b>RSr.</b>	<b>5-11</b>	<b>174</b>
	18	Jeremiah Noga	RSo.	6-2	186
<b>TB</b>	<b>1</b>	<b>Deshaun Fenwick</b>	<b>RSr.</b>	<b>6-2</b>	<b>222</b>
	9	Isaiah Newell	RSo.	6-1	225
<b>QB</b>	<b>17</b>	<b>Ben Gulbranson</b>	<b>RSo.</b>	<b>6-3</b>	<b>215</b>
	15	Dom Montiel	RFr.	6-2	197

### DEFENSE

<b>N</b>	<b>95</b>	<b>Joe Golden</b>	<b>RSr.</b>	<b>6-5</b>	<b>290</b>
	45	Semisi Saluni	Jr.	6-3	286
<b>DT</b>	<b>52</b>	<b>James Rawls</b>	<b>RSr.</b>	<b>6-2</b>	<b>284</b>
	94	Tavis Shippen	RSo.	6-4	300
<b>DE</b>	<b>8</b>	<b>Sione Lolohea</b>	<b>Jr.</b>	<b>6-3</b>	<b>266</b>
	43	Takari Hickle	RFr.	6-3	267
<b>OLB</b>	<b>10</b>	<b>Andrew Chatfield Jr.</b>	<b>RSr.</b>	<b>6-1</b>	<b>254</b>
	17	Nikko Taylor	Jr.	6-5	247
<b>OLB</b>	<b>6</b>	<b>John McCartan</b>	<b>RSr.</b>	<b>6-5</b>	<b>258</b>
	82	Cory Stover	RJr.	6-6	248
<b>M</b>	<b>32</b>	<b>Isaiah Chisom</b>	<b>Fr.</b>	<b>6-0</b>	<b>219</b>
	42	Mason Tufaga	RSo.	6-1	242
<b>W</b>	<b>44</b>	<b>Melvin Jordan IV</b>	<b>RFr.</b>	<b>5-11</b>	<b>225</b>
	20	John Miller	Jr.	6-1	237
<b>S</b>	<b>1</b>	<b>Ryan Cooper Jr.</b>	<b>Sr.</b>	<b>6-0</b>	<b>187</b>
	39	Jaydin Young	Jr.	5-11	174
<b>CB</b>	<b>21</b>	<b>Noble Thomas Jr.</b>	<b>RFr.</b>	<b>5-11</b>	<b>195</b>
<b>-OR-</b>	<b>30</b>	<b>Josiah Johnson</b>	<b>RSo.</b>	<b>5-10</b>	<b>183</b>
<b>CB</b>	<b>4</b>	<b>Jaden Robinson</b>	<b>RSr.</b>	<b>6-0</b>	<b>190</b>
	27	Andre Jordan Jr.	Fr.	6-1	171
<b>SAF</b>	<b>28</b>	<b>Kitan Oladapo</b>	<b>RSr.</b>	<b>6-1</b>	<b>217</b>
	22	Wynston Russell	RJr.	5-9	178
<b>SAF</b>	<b>24</b>	<b>Jack Kane</b>	<b>RSo.</b>	<b>6-10</b>	<b>180</b>
	26	Harlem Howard	Fr.	6-0	176

### SPECIAL TEAMS

<b>PK</b>	<b>35</b>	<b>Everett Hayes</b>	<b>Sr.</b>	<b>6-0</b>	<b>208</b>
	31	Max Walker	RFr.	6-2	195
<b>P</b>	<b>38</b>	<b>AJ Winsor</b>	<b>Fr.</b>	<b>6-2</b>	<b>198</b>
	31	Max Walker	RFr.	6-2	195
<b>KR</b>	<b>7</b>	<b>Silas Bolden</b>	<b>RFr.</b>	<b>5-8</b>	<b>152</b>
	21	David Wells Jr.	Fr.	6-1	173
<b>PR</b>	<b>7</b>	<b>Silas Bolden</b>	<b>RFr.</b>	<b>5-8</b>	<b>152</b>
	21	David Wells Jr.	Fr.	6-1	173
<b>LS</b>	<b>48</b>	<b>Dylan Black</b>	<b>RJr.</b>	<b>6-1</b>	<b>202</b>
	33	Peyton Hogan	RSo.	6-1	200



2023-24 Oregon St. Football  
Game Results  
All games

Team Results

	Date	Opponent		Score	Overall	Conf	Time	Attend
	09/03/2023	at San Jose St.	W	42-17	1-0	0-0	3:14	20337
	09/09/2023	UC Davis	W	55-7	2-0	0-0	3:05	35728
	09/16/2023	San Diego St.	W	26-9	3-0	0-0	3:05	35591
*	09/23/2023	at Washington St.	L	35-38	3-1	0-1	3:28	33111
*	09/29/2023	Utah	W	21-7	4-1	1-1	3:17	37372
*	10/07/2023	at California	W	52-40	5-1	2-1	3:11	34930
*	10/14/2023	UCLA	W	36-24	6-1	3-1	3:30	37600
*	10/28/2023	at Arizona	L	24-27	6-2	3-2	3:10	45023
*	11/04/2023	at Colorado	W	26-19	7-2	4-2	3:23	52725
*	11/11/2023	Stanford	W	62-17	8-2	5-2	3:13	37107
*	11/18/2023	Washington	L	20-22	8-3	5-3	3:18	38415
*	11/24/2023	at Oregon	L	7-31	8-4	5-4	3:23	59987



2023-24 Oregon St. Football  
Overall Team Statistics  
All games

Team Statistics

	OSU	OPP
<b>Scoring</b>	<b>406</b>	<b>258</b>
Points per game	33.8	21.5
Points Off Turnovers	82	26
<b>First Downs</b>	<b>269</b>	<b>236</b>
Rushing	122	89
Passing	133	123
Penalty	14	24
<b>Rushing Yardage</b>	<b>2170</b>	<b>1249</b>
Yards gained rushing	2439	1612
Yards lost rushing	269	363
Rushing attempts	429	365
Average per rush	5.1	3.4
Average per game	180.8	104.1
TDs Rushing	26	12
<b>Passing Yardage</b>	<b>2953</b>	<b>2834</b>
Comp-Att-Int	205-352-7	249-407-12
Average per pass	8.4	7.0
Average per catch	14.4	11.4
Average per game	246.1	236.2
TDs Passing	25	20
<b>Total offense</b>	<b>5123</b>	<b>4083</b>
Total plays	781	772
Average per play	6.6	5.3
Average per game	426.9	340.3
<b>Kick returns: #-Yards</b>	<b>27-489</b>	<b>21-372</b>
<b>Punt returns: #-Yards</b>	<b>12-222</b>	<b>13-56</b>
<b>Int returns: #-Yards</b>	<b>12-153</b>	<b>7-14</b>
<b>Kick return average</b>	<b>18.1</b>	<b>17.7</b>
<b>Punt return average</b>	<b>18.5</b>	<b>4.3</b>
<b>Int return average</b>	<b>12.8</b>	<b>2.0</b>
<b>Fumbles-Lost</b>	<b>12-5</b>	<b>14-7</b>
<b>Penalties-Yards</b>	<b>70-631</b>	<b>65-466</b>
Average per game	52.6	38.8
<b>Punts-Yards</b>	<b>35-1413</b>	<b>47-1935</b>
Average per punt	40.4	41.2
Net punt average	36.5	35.7
<b>Kickoffs-Yards</b>	<b>77-4640</b>	<b>54-3016</b>
Average per kick	60.3	55.9
Net kick average	39.6	35.6
<b>Time of possession / game</b>	<b>31:36</b>	<b>28:24</b>
<b>3rd-down conversion</b>	<b>56/139</b>	<b>57/152</b>
3rd-down pct	40%	38%
<b>4rd-down conversion</b>	<b>16/27</b>	<b>12/21</b>



2023-24 Oregon St. Football  
Overall Team Statistics  
All games

	OSU	OPP
4rd-down pct	59%	57%
<b>Sacks by-Yards</b>	<b>36-264</b>	<b>15-98</b>
<b>Misc Yards</b>	<b>0</b>	<b>0</b>
<b>Touchdowns scored</b>	<b>53</b>	<b>32</b>
<b>Field goals - attempts</b>	<b>13-14</b>	<b>10-15</b>
<b>On-Side kicks</b>	<b>0-3</b>	<b>0-3</b>
<b>Red-zone scores</b>	<b>(41-42) 98%</b>	<b>(31-37) 84%</b>
<b>Red-zone touchdowns</b>	<b>(33-42) 79%</b>	<b>(24-37) 65%</b>
<b>PAT-attempts</b>	<b>(49-50) 98%</b>	<b>(28-28) 100%</b>
<b>2-point conversion-attempts</b>	<b>(0-3) 0%</b>	<b>(2-5) 40%</b>
<b>Attendance</b>	<b>221813</b>	<b>246113</b>
Games / Avg per game	6/36969	6/41019
Neutral site games	-	0/0

Score by Periods

Team	1st	2nd	3rd	4th	OT	TOT
Oregon St.	93	118	92	103	0	406
Opponents	40	87	44	87	0	258



**2023-24 Oregon St. Football  
Individual Statistics  
All games**

**Rushing**

Player	gp	att	gain	loss	net	avg	td	lg	avg/g
Damien Martinez	12	194	1236	51	1185	6.1	9	64	98.8
Deshaun Fenwick	12	90	533	33	500	5.6	5	38	41.7
DJ Uiagalelei	12	68	297	78	219	3.2	6	26	18.3
Silas Bolden	12	9	95	11	84	9.3	2	45	7.0
Aidan Chiles	9	17	109	30	79	4.6	3	23	8.8
Isaiah Newell	12	22	80	2	78	3.5	0	11	6.5
Jake Reichle	12	4	34	0	34	8.5	0	15	2.8
Anthony Gould	11	4	22	0	22	5.5	0	11	2.0
Jesiah Irish	11	3	15	0	15	5.0	0	11	1.4
Atticus Sappington	12	1	9	0	9	9.0	0	9	0.8
Gavin Haines	2	2	6	0	6	3.0	0	5	3.0
Joshua Gray	11	1	3	0	3	3.0	1	3	0.3
Team	12	14	0	64	-64	-4.6	0	0	-5.3
<b>Total</b>	<b>12</b>	<b>429</b>	<b>2439</b>	<b>269</b>	<b>2170</b>	<b>5.1</b>	<b>26</b>	<b>64</b>	<b>180.8</b>
<b>Opponents</b>	<b>12</b>	<b>365</b>	<b>1612</b>	<b>363</b>	<b>1249</b>	<b>3.4</b>	<b>12</b>	<b>43</b>	<b>104.1</b>

**Passing**

Player	gp	effic	comp-att-int	pct	yds	td	lg	avg/g
DJ Uiagalelei	12	145.0	180-315-7	57.1	2638	21	75	219.8
Aidan Chiles	9	180.4	24-35-0	68.6	309	4	52	34.3
Deshaun Fenwick	12	0.0	0-1-0	0.0	0	0	0	0.0
Ben Gulbranson	1	150.4	1-1-0	100.0	6	0	6	6.0
<b>Total</b>	<b>12</b>	<b>148.2</b>	<b>205-352-7</b>	<b>58.2</b>	<b>2953</b>	<b>25</b>	<b>75</b>	<b>246.1</b>
<b>Opponents</b>	<b>12</b>	<b>130.0</b>	<b>249-407-12</b>	<b>61.2</b>	<b>2834</b>	<b>20</b>	<b>75</b>	<b>236.2</b>

**Receiving**

Player	gp	no.	yds	avg	td	lg	avg/g
Silas Bolden	12	51	718	14.1	5	50	59.8
Anthony Gould	11	44	718	16.3	2	75	65.3
Jack Velling	12	29	438	15.1	8	41	36.5
Jesiah Irish	11	15	246	16.4	1	38	22.4
Damien Martinez	12	11	126	11.5	0	25	10.5
Deshaun Fenwick	12	9	76	8.4	2	20	6.3
Jeremiah Noga	12	8	113	14.1	1	31	9.4
Jimmy Valsin III	10	8	103	12.9	1	20	10.3
Rweha Munyagi Jr.	12	7	143	20.4	1	37	11.9
Riley Sharp	12	6	96	16.0	2	28	8.0
Zachary Card	4	5	35	7.0	0	14	8.8
Jermaine Terry II	12	4	45	11.3	1	40	3.8
Trent Walker	10	3	53	17.7	0	24	5.3
Isaac Hodgins	11	2	6	3.0	1	4	0.5
Bryce Caufield	12	1	21	21.0	0	21	1.8
Jamai East	2	1	10	10.0	0	10	5.0
David Wells Jr.	2	1	6	6.0	0	6	3.0
<b>Total</b>	<b>12</b>	<b>205</b>	<b>2953</b>	<b>14.4</b>	<b>25</b>	<b>75</b>	<b>246.1</b>
<b>Opponents</b>	<b>12</b>	<b>249</b>	<b>2834</b>	<b>11.4</b>	<b>20</b>	<b>75</b>	<b>236.2</b>

**Punt Returns**

Player	no.	yds	avg	td	lg
Anthony Gould	7	113	16.1	0	28
Silas Bolden	2	85	42.5	1	65
Zachary Card	1	13	13.0	0	13
David Wells Jr.	2	11	5.5	0	8
<b>Total</b>	<b>12</b>	<b>222</b>	<b>18.5</b>	<b>1</b>	<b>65</b>
<b>Opponents</b>	<b>13</b>	<b>56</b>	<b>4.3</b>	<b>0</b>	<b>20</b>

**Interceptions**

Player	no.	yds	avg	td	lg
Andrew Chatfield	2	32	16.0	0	24
Akili Arnold	2	13	6.5	0	13
Kitan Oladapo	2	14	7.0	0	14
Easton Mascarenas-Arnold	2	10	5.0	0	10
Jermod McCoy	2	17	8.5	0	17
John McCartan	1	0	0.0	0	0
Ryan Cooper Jr.	1	67	67.0	1	67
<b>Total</b>	<b>12</b>	<b>153</b>	<b>12.8</b>	<b>1</b>	<b>67</b>
<b>Opponents</b>	<b>7</b>	<b>14</b>	<b>2.0</b>	<b>0</b>	<b>11</b>

**Kick Returns**

Player	no.	yds	avg	td	lg
Silas Bolden	17	392	23.1	0	59
Akili Arnold	4	70	17.5	0	31
Deshaun Fenwick	1	5	5.0	0	5
Cory Stover	1	0	0.0	0	0
Jake Overman	1	7	7.0	0	7
Jermaine Terry II	1	-1	-1.0	0	0
Semisi Saluni	1	11	11.0	0	11
Jake Reichle	1	5	5.0	0	5
<b>Total</b>	<b>27</b>	<b>489</b>	<b>18.1</b>	<b>0</b>	<b>59</b>
<b>Opponents</b>	<b>21</b>	<b>372</b>	<b>17.7</b>	<b>0</b>	<b>36</b>

**Fumble Returns**

Player	no.	yds	avg	td	lg
Joe Golden	1	0	0.0	0	0
Calvin Hart Jr.	1	0	0.0	0	0
Akili Arnold	1	0	0.0	0	0
Cory Stover	1	0	0.0	0	0
Kitan Oladapo	1	0	0.0	0	0
Sione Lolohea	1	0	0.0	0	0
Jermod McCoy	1	0	0.0	0	0
<b>Total</b>	<b>7</b>	<b>0</b>	<b>0.0</b>	<b>0</b>	<b>0</b>
<b>Opponents</b>	<b>5</b>	<b>9</b>	<b>1.8</b>	<b>0</b>	<b>9</b>



**2023-24 Oregon St. Football  
Individual Statistics  
All games**

**Scoring**

Player	td	fg	PAT				dpx	saf	pts
			kick	rush	rcv	pass			
Atticus Sappington	-	13-14	49-50	-	-	-	-	-	88
Damien Martinez	9	-	-	-	-	-	-	-	54
Silas Bolden	8	-	-	-	-	-	-	-	48
Jack Velling	8	-	-	-	-	-	-	-	48
Deshaun Fenwick	7	-	-	-	-	-	-	-	42
DJ Uiagalelei	6	-	-	-	-	-	-	-	36
Aidan Chiles	3	-	-	-	-	-	-	-	18
Riley Sharp	2	-	-	-	-	-	-	-	12
Anthony Gould	2	-	-	-	-	-	-	-	12
Joshua Gray	1	-	-	-	-	-	-	-	6
Jesiah Irish	1	-	-	-	-	-	-	-	6
Rweha Munyagi Jr.	1	-	-	-	-	-	-	-	6
Isaac Hodgins	1	-	-	-	-	-	-	-	6
Jermaine Terry II	1	-	-	-	-	-	-	-	6
Jeremiah Noga	1	-	-	-	-	-	-	-	6
Jimmy Valsin III	1	-	-	-	-	-	-	-	6
Ryan Cooper Jr.	1	-	-	-	-	-	-	-	6
<b>Total</b>	<b>53</b>	<b>13-14</b>	<b>49-50</b>	<b>0</b>	<b>0</b>	<b>0</b>	<b>0</b>	<b>0</b>	<b>406</b>
<b>Opponents</b>	<b>32</b>	<b>10-15</b>	<b>28-28</b>	<b>0</b>	<b>2</b>	<b>2</b>	<b>1</b>	<b>1</b>	<b>258</b>

**Field Goals**

Player	fg	pct.	01-19	20-29	30-39	40-49	50-99	lg	blk
Atticus Sappington	13-14	92.9	0-0	3-3	5-5	5-6	0-0	48	0
<b>Opponents</b>	<b>10-15</b>	<b>66.7</b>	<b>0-0</b>	<b>4-4</b>	<b>2-4</b>	<b>2-4</b>	<b>2-3</b>	<b>52</b>	<b>0</b>

**FG Sequence**

Team Name	Oregon St.	Opponents
UC Davis	(40),(28)	
San Diego St.	(48),(44),48	48,(52),49
California	(32)	(20)
UCLA	(36),(43),(26)	(36)
Arizona	(35)	(51),(25)
Colorado	(22),(41)	(32)
Washington	(38),(35)	39
San Jose St.		(41)
Washington St.		51,(44)
Stanford		(28)
Oregon		34,(25)

Numbers in (parentheses) indicate field goal was made

**Total Offense**

Player	g	plays	rush	pass	total	avg/g
DJ Uiagalelei	12	383	219	2638	2857	238.1
Damien Martinez	12	194	1185	0	1185	98.8
Deshaun Fenwick	12	91	500	0	500	41.7
Aidan Chiles	9	52	79	309	388	43.1
Silas Bolden	12	9	84	0	84	7.0
Isaiah Newell	12	22	78	0	78	6.5
Jake Reichle	12	4	34	0	34	2.8
Anthony Gould	11	4	22	0	22	2.0
Jesiah Irish	11	3	15	0	15	1.4
Atticus Sappington	12	1	9	0	9	0.8
Ben Gulbranson	1	1	0	6	6	6.0
Gavin Haines	2	2	6	0	6	3.0
Joshua Gray	11	1	3	0	3	0.3
Team	12	0	-64	0	-64	-5.3
<b>Total</b>	<b>12</b>	<b>781</b>	<b>2170</b>	<b>2953</b>	<b>5123</b>	<b>426.9</b>
<b>Opponents</b>	<b>12</b>	<b>772</b>	<b>1249</b>	<b>2834</b>	<b>4083</b>	<b>340.3</b>

**Punting**

Player	no.	yds	avg	lg	tb	fc	i20	50+	blk
Josh Green	32	1343	42.0	53	3	10	12	4	0
DJ Uiagalelei	2	70	35.0	35	1	0	1	0	0
Team	1	0	0.0	0	0	0	0	0	1
<b>Total</b>	<b>35</b>	<b>1413</b>	<b>40.4</b>	<b>53</b>	<b>4</b>	<b>10</b>	<b>13</b>	<b>4</b>	<b>1</b>
<b>Opponents</b>	<b>47</b>	<b>1935</b>	<b>41.2</b>	<b>59</b>	<b>1</b>	<b>19</b>	<b>18</b>	<b>7</b>	<b>1</b>

**Kickoffs**

Player	no.	yds	avg	tb	ob	retn	net	ydIn
Atticus Sappington	55	3275	59.5	34	1			
Everett Hayes	21	1300	61.9	9	0			
Max Walker	1	65	65.0	1	0			
<b>Total</b>	<b>77</b>	<b>4640</b>	<b>60.3</b>	<b>44</b>	<b>1</b>	<b>21</b>	<b>39.6</b>	<b>25</b>
<b>Opponents</b>	<b>54</b>	<b>3016</b>	<b>55.9</b>	<b>22</b>	<b>3</b>	<b>29</b>	<b>35.6</b>	<b>29</b>



**2023-24 Oregon St. Football  
Individual Statistics  
All games**

**All Purpose**

Player	g	rush	rcv	pr	kr	ir	total	avg/g
Damien Martinez	12	1185	126	0	0	0	1311	109.3
Silas Bolden	12	84	718	85	392	0	1279	106.6
Anthony Gould	11	22	718	113	0	0	853	77.5
Deshaun Fenwick	12	500	76	0	5	0	581	48.4
Jack Velling	12	0	438	0	0	0	438	36.5
Jesiah Irish	11	15	246	0	0	0	261	23.7
DJ Uiagalelei	12	219	0	0	0	0	219	18.3
Rweha Munyagi Jr.	12	0	143	0	0	0	143	11.9
Jeremiah Noga	12	0	113	0	0	0	113	9.4
Jimmy Valsin III	10	0	103	0	0	0	103	10.3
Riley Sharp	12	0	96	0	0	0	96	8.0
Akili Arnold	11	0	0	0	70	13	83	7.5
Aidan Chiles	9	79	0	0	0	0	79	8.8
Isaiah Newell	12	78	0	0	0	0	78	6.5
Ryan Cooper Jr.	10	0	0	0	0	67	67	6.7
Trent Walker	10	0	53	0	0	0	53	5.3
Zachary Card	4	0	35	13	0	0	48	12.0
Jermaine Terry II	12	0	45	0	-1	0	44	3.7
Jake Reichle	12	34	0	0	5	0	39	3.3
Andrew Chatfield	12	0	0	0	0	32	32	2.7
Bryce Caufield	12	0	21	0	0	0	21	1.8
David Wells Jr.	2	0	6	11	0	0	17	8.5
Jermod McCoy	12	0	0	0	0	17	17	1.4
Kitan Oladapo	12	0	0	0	0	14	14	1.2
Semisi Saluni	12	0	0	0	11	0	11	0.9
Easton Mascarenas-Arnold	12	0	0	0	0	10	10	0.8
Jamai East	2	0	10	0	0	0	10	5.0
Atticus Sappington	12	9	0	0	0	0	9	0.8
Jake Overman	4	0	0	0	7	0	7	1.8
Isaac Hodgins	11	0	6	0	0	0	6	0.5
Gavin Haines	2	6	0	0	0	0	6	3.0
Joshua Gray	11	3	0	0	0	0	3	0.3
Team	12	-64	0	0	0	0	-64	-5.3
<b>Total</b>	<b>12</b>	<b>2170</b>	<b>2953</b>	<b>222</b>	<b>489</b>	<b>153</b>	<b>5987</b>	<b>498.9</b>
<b>Opponents</b>	<b>12</b>	<b>1249</b>	<b>2834</b>	<b>56</b>	<b>372</b>	<b>14</b>	<b>4525</b>	<b>377.1</b>





**2023-24 Oregon St. Football  
Overall Defense Statistics  
All games**

**Team Defense**

##	Player	gp	Tackles				tfl/yds	Sacks no-yds	Pass defense			Fumbles		blkd	
			ua	a	tot				int-yds	brup	qbh	fr-yds	ff	kick	saf
5	Easton Mascarenas-Arnold	12	49	58	107	6.5-32	2-23	2-10	.	3	.	.	.	.	
28	Kitan Oladapo	12	36	27	63	2-4	1-1	2-14	7	1	1-0	1	.	.	
2	Calvin Hart Jr.	11	25	36	61	6.5-22	3.5-16	.	.	1	1-0	1	.	.	
0	Akili Arnold	11	24	36	60	2-6	0.5-4	2-13	6	2	1-0	.	.	.	
6	John McCartan	12	25	19	44	8-32	4.5-21	1-0	1	3	.	1	.	.	
8	Sione Lolohea	12	19	21	40	8.5-27	1.5-11	.	.	7	1-0	2	.	.	
1	Ryan Cooper Jr.	10	24	13	37	1.5-6	0.5-4	1-67	7	1	.	.	.	.	
95	Joe Golden	12	15	22	37	4-15	3.5-15	.	.	2	1-0	.	.	.	
4	Jaden Robinson	11	22	10	32	0.5-4	0.5-4	.	7	.	.	1	.	.	
23	Jermod McCoy	12	16	15	31	0.5-1	.	2-17	7	1	1-0	.	.	.	
82	Cory Stover	11	12	18	30	4-15	2-10	.	.	3	1-0	1	.	.	
10	Andrew Chatfield	12	17	10	27	9-99	9-99	2-32	2	4	.	2	.	.	
52	James Rawls	12	11	12	23	3.5-22	0.5-4	.	1	1	.	1	.	.	
99	Isaac Hodgins	11	8	12	20	5.5-39	3-30	.	.	2	.	.	.	.	
44	Melvin Jordan IV	12	7	10	17	2-6	.	.	.	2	.	.	.	.	
24	Jack Kane	8	7	10	17	0.5-1	.	.	3	.	.	.	.	.	
25	Tyrice Ivy Jr.	5	11	5	16	.	.	.	.	.	.	.	.	.	
30	Josiah Johnson	7	6	9	15	.	.	.	1	.	.	.	.	.	
21	Noble Thomas Jr.	5	8	7	15	.	.	.	3	1	.	.	.	.	
27	Andre Jordan	6	7	3	10	0.5-0	.	.	1	.	.	.	.	.	
34	Jake Reichle	12	5	3	8	.	.	.	.	.	.	.	.	.	
20	John Miller	4	3	4	7	.	.	.	1	.	.	.	.	.	
3	Makiya Tongue	3	2	4	6	0.5-0	.	.	.	1	.	1	.	.	
43	Takari Hickie	7	2	4	6	2.5-17	2-16	.	.	1	.	1	.	.	
45	Semisi Saluni	12	3	2	5	1-6	.	.	.	.	.	.	.	.	
13	Jesiah Irish	11	2	3	5	.	.	.	.	.	.	.	1	.	
32	Isaiah Chisom	4	3	1	4	1-1	1-1	.	1	1	.	.	.	.	
33	Oluwaseyi Omotosho	7	3	1	4	1-5	1-5	.	.	.	.	1	.	.	
48	Dylan Black	12	3	.	3	.	.	.	.	.	.	.	.	.	
40	Michael Erhart	9	.	2	2	.	.	.	.	.	.	.	.	.	
19	Joe Swen	3	.	2	2	.	.	.	.	.	.	.	.	.	
7	Silas Bolden	12	1	1	2	.	.	.	.	.	.	.	.	.	
88	Jack Velling	12	2	.	2	.	.	.	.	.	.	.	.	.	
17	Nikko Taylor	12	1	1	2	.	.	.	.	1	.	.	.	.	
39	Jaydin Young	7	1	1	2	.	.	.	.	.	.	.	.	.	
5	DJ Uiagalelei	12	.	1	1	.	.	.	.	.	.	.	.	.	
7	Alton Julian	4	1	.	1	.	.	.	.	.	.	.	.	.	
63	Luka Vincic	10	1	.	1	.	.	.	.	.	.	.	.	.	
36	Atticus Sappington	12	1	.	1	.	.	.	.	.	.	.	.	.	
12	Zachary Card	4	1	.	1	.	.	.	.	.	.	.	.	.	
47	Tyree Blake	6	.	1	1	.	.	.	.	.	.	.	.	.	



2023-24 Oregon St. Football  
Overall Defense Statistics  
All games

##	Player	gp	Tackles				Sacks no-yds	Pass defense			Fumbles		blkd	
			ua	a	tot	tfl/yds		int-yds	brup	qbh	fr-yds	ff	kick	saf
22	Wynston Russell	4	1	.	1	1-1	.	.	1	.	.	.	.	
<b>Totals</b>		<b>12</b>	<b>385</b>	<b>384</b>	<b>769</b>	<b>72-361</b>	<b>36-264</b>	<b>12-153</b>	<b>49</b>	<b>38</b>	<b>7-0</b>	<b>13</b>	<b>1</b>	<b>0</b>
Opponents		12	372	412	784	57-208	15-98	7-14	38	58	5-9	6	1	1



**2023-24 Oregon St. Football  
Team Game-by-Game  
All games**

Date	Opponent	Rushing				Receiving				Passing				Kick Returns				Punt Returns				tot off
		no.	yds	td	lg	no.	yds	td	lg	cmp-att-int	yds	td	lg	no.	yds	td	lg	no.	yds	td	lg	
09/03/2023	at San Jose St.	35	197	3	28	22	276	3	31	22-28-0	276	3	31	2	16	0	9	1	8	0	8	473
09/09/2023	UC Davis	37	269	3	64	17	181	3	32	17-26-0	181	3	32	2	36	0	31	4	106	1	65	450
09/16/2023	San Diego St.	32	191	2	43	14	284	1	75	14-30-2	284	1	75	1	10	0	10	0	0	0	0	475
09/23/2023	at Washington St.	39	242	4	38	17	198	1	50	17-34-1	198	1	50	1	36	0	36	0	0	0	0	440
09/29/2023	Utah	36	131	2	45	15	227	1	40	15-26-1	227	1	40	0	0	0	0	1	7	0	7	358
10/07/2023	at California	43	203	1	24	21	296	6	38	21-28-0	296	6	38	6	139	0	59	0	0	0	0	499
10/14/2023	UCLA	28	133	0	15	16	282	3	43	16-26-0	282	3	43	4	65	0	19	1	23	0	23	415
10/28/2023	at Arizona	29	131	1	17	18	276	2	52	18-33-0	276	2	52	1	19	0	19	1	8	0	16	407
11/04/2023	at Colorado	46	195	2	23	12	223	1	37	12-25-0	223	1	37	1	24	0	24	2	56	0	28	418
11/11/2023	Stanford	40	277	6	59	18	321	3	61	18-28-0	321	3	61	1	15	0	15	1	3	0	3	598
11/18/2023	Washington	40	148	2	26	16	169	0	25	16-33-2	169	0	25	3	57	0	28	1	11	0	11	317
11/24/2023	at Oregon	24	53	0	6	19	220	1	26	19-35-1	220	1	26	5	72	0	24	0	0	0	0	273
<b>Oregon St.</b>		<b>429</b>	<b>2170</b>	<b>26</b>	<b>64</b>	<b>205</b>	<b>2953</b>	<b>25</b>	<b>75</b>	<b>205-352-7</b>	<b>2953</b>	<b>25</b>	<b>75</b>	<b>27</b>	<b>489</b>	<b>0</b>	<b>59</b>	<b>12</b>	<b>222</b>	<b>1</b>	<b>65</b>	<b>5123</b>
<b>Opponents</b>		<b>365</b>	<b>1249</b>	<b>12</b>	<b>43</b>	<b>249</b>	<b>2834</b>	<b>20</b>	<b>75</b>	<b>249-407-12</b>	<b>2834</b>	<b>20</b>	<b>75</b>	<b>21</b>	<b>372</b>	<b>0</b>	<b>36</b>	<b>13</b>	<b>56</b>	<b>0</b>	<b>20</b>	<b>4083</b>

**Oregon St. Averages**

Games	Avg/ rush	Avg/ catch	Pass effic	KR avg	PR avg	All purpose avg/game	Total offense avg/game
12	5.1	14.4	148.2	18.1	18.5	498.9	426.9

Date	Opponent	Tackles			Sacks no-yds	Fumble ff fr-yds	Pass Defense			blkd kick	PAT attempts			off				
		ua	a	total			tfl-yds	int-yds	qbh		brup	kick	rush	rcv	saf	t/o	pts	
09/03/2023	at San Jose St.	32	26	58	5.0-21	3-17	3	1-0	0-0	1	6	0	6-6	0	0	0	0	42
09/09/2023	UC Davis	33	28	61	12.0-62	3-23	2	1-0	1-0	1	5	0	7-7	0	0	0	7	55
09/16/2023	San Diego St.	35	40	75	9.0-57	6-50	0	0-0	1-0	3	1	0	2-2	0	0	0	0	26
09/23/2023	at Washington St.	34	40	74	4.0-18	1-7	2	2-0	0-0	3	3	0	5-5	0	0	0	7	35
09/29/2023	Utah	31	28	59	5.0-45	4-43	0	0-0	1-10	6	5	0	3-3	0	0	0	7	21
10/07/2023	at California	26	48	74	5.0-10	0-0	1	1-0	1-0	3	3	0	7-7	0	0	0	10	52
10/14/2023	UCLA	36	48	84	5.0-15	5-15	0	0-0	3-104	5	6	0	3-3	0	0	0	17	36
10/28/2023	at Arizona	34	36	70	4.0-30	4-30	0	0-0	1-0	0	2	0	3-3	0	0	0	0	24
11/04/2023	at Colorado	34	8	42	6.0-46	4-41	2	1-0	0-0	7	3	0	2-2	0	0	0	13	26
11/11/2023	Stanford	29	30	59	12.0-45	6-38	2	0-0	4-39	5	7	1	8-9	0	0	0	21	62
11/18/2023	Washington	25	18	43	2.0-4	0-0	1	1-0	0-0	3	5	0	2-2	0	0	0	0	20
11/24/2023	at Oregon	36	34	70	3.0-8	0-0	0	0-0	0-0	1	3	0	1-1	0	0	0	0	7
<b>Oregon St.</b>		<b>385</b>	<b>384</b>	<b>769</b>	<b>72.0-361</b>	<b>36-264</b>	<b>13</b>	<b>7-0</b>	<b>12-153</b>	<b>38</b>	<b>49</b>	<b>1</b>	<b>49-50</b>	<b>0</b>	<b>0</b>	<b>0</b>	<b>82</b>	<b>406</b>
<b>Opponents</b>		<b>372</b>	<b>412</b>	<b>784</b>	<b>57.0-208</b>	<b>15-98</b>	<b>6</b>	<b>5-9</b>	<b>7-14</b>	<b>58</b>	<b>38</b>	<b>1</b>	<b>28-28</b>	<b>0</b>	<b>2</b>	<b>1</b>	<b>26</b>	<b>258</b>

Date	Opponent	Punting							Field Goals			Kickoffs						
		no.	yds	avg	long	blkd	tb	fc	50+	i20	md-att	long	blkd	no.	yds	avg	tb	ob
09/03/2023	at San Jose St.	2	40	20.0	40	1	0	1	0	0	0-0	0	0	7	426	60.9	3	0
09/09/2023	UC Davis	3	135	45.0	46	0	0	1	0	2	2-2	40	0	10	618	61.8	5	0
09/16/2023	San Diego St.	3	126	42.0	51	0	0	0	1	0	2-3	48	0	6	277	46.2	2	1
09/23/2023	at Washington St.	2	76	38.0	40	0	0	2	0	2	0-0	0	0	5	269	53.8	2	0
09/29/2023	Utah	7	251	35.9	49	0	1	2	0	3	0-0	0	0	4	252	63.0	3	0
10/07/2023	at California	1	50	50.0	50	0	0	0	1	0	1-1	32	0	9	530	58.9	7	0
10/14/2023	UCLA	3	128	42.7	50	0	0	2	1	2	3-3	43	0	8	518	64.8	7	0
10/28/2023	at Arizona	4	170	42.5	48	0	1	0	0	1	1-1	35	0	4	260	65.0	4	0
11/04/2023	at Colorado	4	182	45.5	53	0	2	0	1	1	2-2	41	0	6	390	65.0	5	0
11/11/2023	Stanford	3	120	40.0	42	0	0	1	0	1	0-0	0	0	10	603	60.3	4	0
11/18/2023	Washington	1	47	47.0	47	0	0	0	0	0	2-2	38	0	6	375	62.5	2	0
11/24/2023	at Oregon	2	88	44.0	45	0	0	1	0	1	0-0	0	0	2	122	61.0	0	0
<b>Oregon St.</b>		<b>35</b>	<b>1413</b>	<b>40.4</b>	<b>53</b>	<b>1</b>	<b>4</b>	<b>10</b>	<b>4</b>	<b>13</b>	<b>13-14</b>	<b>48</b>	<b>0</b>	<b>77</b>	<b>4640</b>	<b>60.3</b>	<b>44</b>	<b>1</b>
<b>Opponents</b>		<b>47</b>	<b>1935</b>	<b>41.2</b>	<b>59</b>	<b>1</b>	<b>1</b>	<b>19</b>	<b>7</b>	<b>18</b>	<b>10-15</b>	<b>52</b>	<b>0</b>	<b>54</b>	<b>3016</b>	<b>55.9</b>	<b>22</b>	<b>3</b>



**2023-24 Oregon St. Football  
Opponents Game-by-Game  
All games**

Date	Opponent	Rushing				Receiving				Passing				Kick Returns				Punt Returns				tot off
		no.	yds	td	lg	no.	yds	td	lg	cmp-att-int	yds	td	lg	no.	yds	td	lg	no.	yds	td	lg	
09/03/2023	at San Jose St.	22	56	1	21	25	232	1	29	25-42-0	232	1	29	2	16	0	16	0	0	0	0	288
09/09/2023	UC Davis	29	47	0	38	17	119	1	30	17-30-1	119	1	30	2	24	0	16	2	-3	0	0	166
09/16/2023	San Diego St.	34	70	1	24	20	256	0	29	20-32-1	256	0	29	3	64	0	33	2	1	0	1	326
09/23/2023	at Washington St.	30	106	1	17	29	422	4	63	29-35-0	422	4	63	3	60	0	36	0	0	0	0	528
09/29/2023	Utah	32	57	0	20	13	141	1	41	13-31-1	141	1	41	1	15	0	15	1	-1	0	0	198
10/07/2023	at California	33	240	3	24	21	207	2	38	21-32-1	207	2	38	1	26	0	26	1	8	0	8	447
10/14/2023	UCLA	51	287	2	28	15	166	1	34	15-34-3	166	1	34	1	29	0	29	1	-1	0	0	453
10/28/2023	at Arizona	30	88	0	19	25	275	3	40	25-32-1	275	3	40	0	0	0	0	2	36	0	20	363
11/04/2023	at Colorado	19	-7	0	8	24	245	2	40	24-39-0	245	2	40	1	24	0	24	1	-1	0	0	238
11/11/2023	Stanford	32	82	1	22	14	242	1	75	14-32-4	242	1	75	1	0	0	0	1	9	0	9	324
11/18/2023	Washington	25	110	1	43	13	162	2	32	13-28-0	162	2	32	4	88	0	32	1	11	0	11	272
11/24/2023	at Oregon	28	113	2	16	33	367	2	41	33-40-0	367	2	41	2	26	0	14	1	-3	0	0	480
<b>Opponents</b>		<b>365</b>	<b>1249</b>	<b>12</b>	<b>43</b>	<b>249</b>	<b>2834</b>	<b>20</b>	<b>75</b>	<b>249-407-12</b>	<b>2834</b>	<b>20</b>	<b>75</b>	<b>21</b>	<b>372</b>	<b>0</b>	<b>36</b>	<b>13</b>	<b>56</b>	<b>0</b>	<b>20</b>	<b>4083</b>
<b>Oregon St.</b>		<b>429</b>	<b>2170</b>	<b>26</b>	<b>64</b>	<b>205</b>	<b>2953</b>	<b>25</b>	<b>75</b>	<b>205-352-7</b>	<b>2953</b>	<b>25</b>	<b>75</b>	<b>27</b>	<b>489</b>	<b>0</b>	<b>59</b>	<b>12</b>	<b>222</b>	<b>1</b>	<b>65</b>	<b>5123</b>

**Opponents Averages**

Games	Avg/ rush	Avg/ catch	Pass effic	KR avg	PR avg	All purpose avg/game	Total offense avg/game
12	3.4	11.4	130.0	17.7	4.3	377.1	340.3

Date	Opponent	Tackles			Sacks no-yds	Fumble ff fr-yds	Pass Defense			blkd kick	PAT attempts			off				
		ua	a	total			tfl-yds	int-yds	qbh		brup	kick	rush	rcv	saf	t/o	pts	
09/03/2023	at San Jose St.	40	18	58	3.0-9	1-7	0	0-0	0-0	1	2	1	2-2	0	0	0	0	17
09/09/2023	UC Davis	29	40	69	3.0-9	0-0	0	0-0	0-0	1	0	0	1-1	0	0	0	0	7
09/16/2023	San Diego St.	25	32	57	3.0-8	0-0	0	0-0	2-0	6	4	0	0-0	0	0	0	6	9
09/23/2023	at Washington St.	31	36	67	6.0-27	2-13	0	0-0	1-2	12	3	0	5-5	0	0	0	0	38
09/29/2023	Utah	26	36	62	13.0-45	3-22	0	0-0	1-1	3	3	0	1-1	0	0	0	0	7
10/07/2023	at California	38	40	78	2.0-3	0-0	1	1-9	0-0	2	0	0	3-3	0	2	0	7	40
10/14/2023	UCLA	19	52	71	5.0-17	2-9	1	1-0	0-0	6	1	0	3-3	0	0	0	3	24
10/28/2023	at Arizona	34	24	58	3.0-16	1-8	0	0-0	0-0	7	7	0	3-3	0	0	0	0	27
11/04/2023	at Colorado	47	10	57	6.0-26	3-16	2	2-0	0-0	3	5	0	2-2	0	0	0	3	19
11/11/2023	Stanford	27	44	71	4.0-17	1-7	0	0-0	0-0	3	0	0	2-2	0	0	0	0	17
11/18/2023	Washington	31	48	79	7.0-22	1-9	2	1-0	2-11	5	8	0	2-2	0	0	1	7	22
11/24/2023	at Oregon	25	32	57	2.0-9	1-7	0	0-0	1-0	9	5	0	4-4	0	0	0	0	31
<b>Opponents</b>		<b>372</b>	<b>412</b>	<b>784</b>	<b>57.0-208</b>	<b>15-98</b>	<b>6</b>	<b>5-9</b>	<b>7-14</b>	<b>58</b>	<b>38</b>	<b>1</b>	<b>28-28</b>	<b>0</b>	<b>2</b>	<b>1</b>	<b>26</b>	<b>258</b>
<b>Oregon St.</b>		<b>385</b>	<b>384</b>	<b>769</b>	<b>72.0-361</b>	<b>36-264</b>	<b>13</b>	<b>7-0</b>	<b>12-153</b>	<b>38</b>	<b>49</b>	<b>1</b>	<b>49-50</b>	<b>0</b>	<b>0</b>	<b>0</b>	<b>82</b>	<b>406</b>

Date	Opponent	Punting							Field Goals			Kickoffs						
		no.	yds	avg	long	blkd	tb	fc	50+	i20	md-att	long	blkd	no.	yds	avg	tb	ob
09/03/2023	at San Jose St.	3	91	30.3	36	0	0	1	0	2	1-1	41	0	3	119	39.7	0	0
09/09/2023	UC Davis	9	372	41.3	59	0	0	0	2	3	0-0	0	0	3	79	26.3	0	0
09/16/2023	San Diego St.	6	231	38.5	51	0	1	3	1	3	1-3	52	0	3	180	60.0	2	0
09/23/2023	at Washington St.	0	0	0.0	0	0	0	0	0	0	1-2	44	0	7	455	65.0	6	0
09/29/2023	Utah	6	262	43.7	52	0	0	5	1	2	0-0	0	0	2	82	41.0	1	1
10/07/2023	at California	2	73	36.5	44	0	0	2	0	1	1-1	20	0	7	297	42.4	0	1
10/14/2023	UCLA	2	88	44.0	46	0	0	1	0	0	1-1	36	0	5	304	60.8	1	0
10/28/2023	at Arizona	2	103	51.5	54	0	0	0	1	1	2-2	51	0	6	387	64.5	5	0
11/04/2023	at Colorado	7	317	45.3	56	0	0	1	2	3	1-1	32	0	4	260	65.0	3	0
11/11/2023	Stanford	4	153	38.3	48	1	0	2	0	0	1-1	28	0	4	260	65.0	3	0
11/18/2023	Washington	4	176	44.0	46	0	0	2	0	1	0-1	0	0	4	250	62.5	1	0
11/24/2023	at Oregon	2	69	34.5	36	0	0	2	0	2	1-2	25	0	6	343	57.2	0	1
<b>Opponents</b>		<b>47</b>	<b>1935</b>	<b>41.2</b>	<b>59</b>	<b>1</b>	<b>1</b>	<b>19</b>	<b>7</b>	<b>18</b>	<b>10-15</b>	<b>52</b>	<b>0</b>	<b>54</b>	<b>3016</b>	<b>55.9</b>	<b>22</b>	<b>3</b>
<b>Oregon St.</b>		<b>35</b>	<b>1413</b>	<b>40.4</b>	<b>53</b>	<b>1</b>	<b>4</b>	<b>10</b>	<b>4</b>	<b>13</b>	<b>13-14</b>	<b>48</b>	<b>0</b>	<b>77</b>	<b>4640</b>	<b>60.3</b>	<b>44</b>	<b>1</b>



**2023-24 Oregon St. Football  
Team Game-by-Game Comparison  
All games**

Opponent	Score	First Downs			Pen	Rushing Number-Yards	Passing		Total Offense Plays-Yards	Return Yards	Turn- Overs
		Total	Rush	Pass			Comp-Att.-Int	Yards			
San Jose St.	42-17	27 / 20	12 / 6	14 / 10	1 / 4	35-197 / 22-56	22-28-0 / 25-42-0	276 / 232	63-473 / 64-288	24 / 16	0 / 1
UC Davis	55-7	23 / 12	13 / 6	9 / 5	1 / 1	37-269 / 29-47	17-26-0 / 17-30-1	181 / 119	63-450 / 59-166	142 / 21	0 / 2
San Diego St.	26-9	20 / 18	10 / 8	10 / 9	0 / 1	32-191 / 34-70	14-30-2 / 20-32-1	284 / 256	62-475 / 66-326	10 / 65	2 / 1
Washington St.	35-38	25 / 27	12 / 6	9 / 18	4 / 3	39-242 / 30-106	17-34-1 / 29-35-0	198 / 422	73-440 / 65-528	36 / 62	1 / 2
Utah	21-7	15 / 14	5 / 5	10 / 5	0 / 4	36-131 / 32-57	15-26-1 / 13-31-1	227 / 141	62-358 / 63-198	17 / 15	1 / 1
California	52-40	24 / 22	14 / 12	10 / 8	0 / 2	43-203 / 33-240	21-28-0 / 21-32-1	296 / 207	71-499 / 65-447	139 / 43	1 / 2
UCLA	36-24	19 / 27	6 / 16	12 / 9	1 / 2	28-133 / 51-287	16-26-0 / 15-34-3	282 / 166	54-415 / 85-453	192 / 28	1 / 3
Arizona	24-27	23 / 21	9 / 10	14 / 10	0 / 1	29-131 / 30-88	18-33-0 / 25-32-1	276 / 275	62-407 / 62-363	27 / 36	0 / 1
Colorado	26-19	25 / 15	12 / 1	12 / 12	1 / 2	46-195 / 19--7	12-25-0 / 24-39-0	223 / 245	71-418 / 58-238	80 / 23	2 / 1
Stanford	62-17	29 / 18	14 / 5	13 / 10	2 / 3	40-277 / 32-82	18-28-0 / 14-32-4	321 / 242	68-598 / 64-324	57 / 9	0 / 4
Washington	20-22	22 / 14	12 / 5	9 / 8	1 / 1	40-148 / 25-110	16-33-2 / 13-28-0	169 / 162	73-317 / 53-272	68 / 110	3 / 1
Oregon	7-31	17 / 28	3 / 9	11 / 19	3 / 0	24-53 / 28-113	19-35-1 / 33-40-0	220 / 367	59-273 / 68-480	72 / 23	1 / 0
<b>Totals</b>	<b>406-258</b>	<b>269 / 236</b>	<b>122 / 89</b>	<b>133 / 123</b>	<b>14 / 24</b>	<b>429-2170 / 365-1249</b>	<b>205-352-7 / 249-407-12</b>	<b>2953 / 2834</b>	<b>781-5123 / 772-4083</b>	<b>864 / 451</b>	<b>12 / 19</b>

Opponents	3rd Down Conversion	4th Down Conversion	Time of Possession	TOP Margin	Avg Yds/Rush	Avg Yds/Pass	Avg Yds/Play	Punting Number-Avg	Penalties Number-Yards	Sacks
San Jose St.	5-8 / 4-13	0-1 / 2-3	31:55 / 28:05	03:50	5.6 / 2.5	9.9 / 5.5	7.5 / 4.5	2-20.0 / 3-30.3	9-76.0 / 5-40.0	3 / 1
UC Davis	5-10 / 4-14	0-0 / 1-1	31:44 / 28:16	03:28	7.3 / 1.6	7.0 / 4.0	7.1 / 2.8	3-45.0 / 9-41.3	2-25.0 / 4-20.0	3 / 0
San Diego St.	4-11 / 5-15	0-0 / 1-1	26:39 / 33:21	-06:42	6.0 / 2.1	9.5 / 8.0	7.7 / 4.9	3-42.0 / 6-38.5	4-40.0 / 1-5.0	6 / 0
Washington St.	6-14 / 5-9	2-4 / 1-2	31:33 / 28:27	03:06	6.2 / 3.5	5.8 / 12.1	6.0 / 8.1	2-38.0 / 0-0.0	5-31.0 / 7-60.0	1 / 2
Utah	4-15 / 2-13	2-3 / 1-4	31:06 / 28:54	02:12	3.6 / 1.8	8.7 / 4.5	5.8 / 3.1	7-35.9 / 6-43.7	11-100.0 / 4-20.0	4 / 3
California	6-13 / 5-10	5-5 / 0-1	37:07 / 22:53	14:14	4.7 / 7.3	10.6 / 6.5	7.0 / 6.9	1-50.0 / 2-36.5	5-55.0 / 3-25.0	0 / 0
UCLA	5-12 / 8-16	1-1 / 3-5	29:45 / 30:15	-00:30	4.8 / 5.6	10.8 / 4.9	7.7 / 5.3	3-42.7 / 2-44.0	11-95.0 / 9-60.0	5 / 2
Arizona	6-12 / 5-11	0-0 / 1-1	29:14 / 30:46	-01:32	4.5 / 2.9	8.4 / 8.6	6.6 / 5.9	4-42.5 / 2-51.5	2-20.0 / 4-20.0	4 / 1
Colorado	7-14 / 5-14	0-0 / 0-0	35:58 / 24:02	11:56	4.2 / -0.4	8.9 / 6.3	5.9 / 4.1	4-45.5 / 7-45.3	4-50.0 / 8-42.0	4 / 3
Stanford	2-7 / 3-13	2-2 / 0-1	30:47 / 29:13	01:34	6.9 / 2.6	11.5 / 7.6	8.8 / 5.1	3-40.0 / 4-38.3	5-51.0 / 4-45.0	6 / 1
Washington	3-12 / 6-13	2-5 / 0-0	37:27 / 22:33	14:54	3.7 / 4.4	5.1 / 5.8	4.3 / 5.1	1-47.0 / 4-44.0	8-65.0 / 10-64.0	0 / 1
Oregon	3-11 / 5-11	2-6 / 2-2	25:57 / 34:03	-08:06	2.2 / 4.0	6.3 / 9.2	4.6 / 7.1	2-44.0 / 2-34.5	4-23.0 / 6-65.0	0 / 1
<b>Totals</b>	<b>56-139 / 57-152</b>	<b>16-27 / 12-21</b>	<b>379:12 / 340:48</b>	<b>38:24</b>	<b>5.1 / 3.4</b>	<b>8.4 / 7.0</b>	<b>6.6 / 5.3</b>	<b>35-40.4 / 47-41.2</b>	<b>70-631.0 / 65-466.0</b>	<b>36 / 15</b>

Note: Game totals are displayed in the format TEAM/OPPONENT for each category



2023-24 Oregon St. Football  
Team Game Highs  
All games

**Oregon St. - Game Highs**

<b>RUSHES</b>	46	at Colorado (11/04/2023)
<b>YARDS RUSHING</b>	277	Stanford (11/11/2023)
<b>YARDS PER RUSH</b>	7.3	UC Davis (09/09/2023)
<b>TD RUSHES</b>	6	Stanford (11/11/2023)
<b>PASS ATTEMPTS</b>	35	at Oregon (11/24/2023)
<b>PASS COMPLETIONS</b>	22	at San Jose St. (09/03/2023)
<b>YARDS PASSING</b>	321	Stanford (11/11/2023)
<b>YARDS PER PASS</b>	11.5	Stanford (11/11/2023)
<b>TD PASSES</b>	6	at California (10/07/2023)
<b>TOTAL PLAYS</b>	73	Washington (11/18/2023)
	73	at Washington St. (09/23/2023)
<b>TOTAL OFFENSE</b>	598	Stanford (11/11/2023)
<b>YARDS PER PLAY</b>	8.8	Stanford (11/11/2023)
<b>POINTS</b>	62	Stanford (11/11/2023)
<b>SACKS BY</b>	6	Stanford (11/11/2023)
	6	San Diego St. (09/16/2023)
<b>FIRST DOWNS</b>	29	Stanford (11/11/2023)
<b>PENALTIES</b>	11	UCLA (10/14/2023)
	11	Utah (09/29/2023)
<b>PENALTY YARDS</b>	100	Utah (09/29/2023)
<b>TURNOVERS</b>	3	Washington (11/18/2023)
<b>PUNTS</b>	7	Utah (09/29/2023)
<b>PUNTING AVG</b>	50.0	at California (10/07/2023)
<b>LONG PUNT</b>	53	at Colorado (11/04/2023)
<b>PUNTS INSIDE 20</b>	3	Utah (09/29/2023)
<b>LONG PUNT RETURN</b>	65	UC Davis (09/09/2023)



**2023-24 Oregon St. Football**  
**Opponent Match Highs**  
**All games**

**Opponent - Game Highs**

<b>RUSHES</b>	51	UCLA (10/14/2023)
<b>YARDS RUSHING</b>	287	UCLA (10/14/2023)
<b>YARDS PER RUSH</b>	7.3	at California (10/07/2023)
<b>TD RUSHES</b>	3	at California (10/07/2023)
<b>PASS ATTEMPTS</b>	42	at San Jose St. (09/03/2023)
<b>PASS COMPLETIONS</b>	33	at Oregon (11/24/2023)
<b>YARDS PASSING</b>	422	at Washington St. (09/23/2023)
<b>YARDS PER PASS</b>	12.1	at Washington St. (09/23/2023)
<b>TD PASSES</b>	4	at Washington St. (09/23/2023)
<b>TOTAL PLAYS</b>	85	UCLA (10/14/2023)
<b>TOTAL OFFENSE</b>	528	at Washington St. (09/23/2023)
<b>YARDS PER PLAY</b>	8.1	at Washington St. (09/23/2023)
<b>POINTS</b>	40	at California (10/07/2023)
<b>SACKS BY</b>	3 3	at Colorado (11/04/2023) Utah (09/29/2023)
<b>FIRST DOWNS</b>	28	at Oregon (11/24/2023)
<b>PENALTIES</b>	10	Washington (11/18/2023)
<b>PENALTY YARDS</b>	65	at Oregon (11/24/2023)
<b>TURNOVERS</b>	4	Stanford (11/11/2023)
<b>PUNTS</b>	9	UC Davis (09/09/2023)
<b>PUNTING AVG</b>	51.5	at Arizona (10/28/2023)
<b>LONG PUNT</b>	59	UC Davis (09/09/2023)
<b>PUNTS INSIDE 20</b>	3 3 3	at Colorado (11/04/2023) San Diego St. (09/16/2023) UC Davis (09/09/2023)
<b>LONG PUNT RETURN</b>	20	at Arizona (10/28/2023)



2023-24 Oregon St. Football  
Individual Game Highs  
All games

**Oregon St. - Individual Game Highs**

<b>RUSHES</b>	26	Damien Martinez vs Washington (11/18/2023)
<b>YARDS RUSHING</b>	146	Damien Martinez vs Stanford (11/11/2023)
<b>TD RUSHES</b>	4	Damien Martinez vs Stanford (11/11/2023)
<b>LONG RUSH</b>	64	Damien Martinez vs UC Davis (09/09/2023)
<b>PASS ATTEMPTS</b>	35	DJ Uiagalelei at Oregon (11/24/2023)
<b>PASS COMPLETIONS</b>	20	DJ Uiagalelei at San Jose St. (09/03/2023)
<b>YARDS PASSING</b>	284	DJ Uiagalelei vs San Diego St. (09/16/2023)
<b>TD PASSES</b>	5	DJ Uiagalelei at California (10/07/2023)
<b>LONG PASS</b>	75	DJ Uiagalelei vs San Diego St. (09/16/2023)
<b>RECEPTIONS</b>	7 7	Anthony Gould vs UCLA (10/14/2023) Anthony Gould at California (10/07/2023)
<b>YARDS RECEIVING</b>	117	Anthony Gould at California (10/07/2023)
<b>TD RECEPTIONS</b>	3	Jack Velling at California (10/07/2023)
<b>LONG RECEPTION</b>	75	Anthony Gould vs San Diego St. (09/16/2023)
<b>PUNTS</b>	6	Josh Green vs Utah (09/29/2023)
<b>PUNTING AVG</b>	50.0	Josh Green at California (10/07/2023)
<b>LONG PUNT</b>	53	Josh Green at Colorado (11/04/2023)
<b>PUNTS INSIDE 20</b>	3	Josh Green vs Utah (09/29/2023)
<b>LONG PUNT RETURN</b>	65	Silas Bolden vs UC Davis (09/09/2023)
<b>LONG KICKOFF RETURN</b>	59	Silas Bolden at California (10/07/2023)
<b>TACKLES</b>	13 13	Easton Mascarenas-Arnold vs UCLA (10/14/2023) Easton Mascarenas-Arnold vs San Diego St. (09/16/2023)
<b>SACKS</b>	3	Andrew Chatfield at Colorado (11/04/2023)
<b>TACKLES FOR LOSS</b>	3 3	Andrew Chatfield at Colorado (11/04/2023) Isaac Hodgins vs UC Davis (09/09/2023)





**2023-24 Oregon St. Football**  
**Opponent Individual Match Highs**  
**All games**

**Opponent - Individual Game Highs**

<b>RUSHES</b>	22	Carson Steele vs UCLA (10/14/2023)
<b>YARDS RUSHING</b>	110	Carson Steele vs UCLA (10/14/2023)
<b>TD RUSHES</b>	2	Isaiah Ifanse at California (10/07/2023)
<b>LONG RUSH</b>	43	Dillon Johnson vs Washington (11/18/2023)
<b>PASS ATTEMPTS</b>	40	Bo Nix at Oregon (11/24/2023)
<b>PASS COMPLETIONS</b>	33	Bo Nix at Oregon (11/24/2023)
<b>YARDS PASSING</b>	404	Cameron Ward at Washington St. (09/23/2023)
<b>TD PASSES</b>	4	Cameron Ward at Washington St. (09/23/2023)
<b>LONG PASS</b>	75	Ashton Daniels vs Stanford (11/11/2023)
<b>RECEPTIONS</b>	11	Tez Johnson at Oregon (11/24/2023)
<b>YARDS RECEIVING</b>	174	Kyle Williams at Washington St. (09/23/2023)
<b>TD RECEPTIONS</b>	3	Josh Kelly at Washington St. (09/23/2023)
<b>LONG RECEPTION</b>	75	Elic Ayomanor vs Stanford (11/11/2023)
<b>FIELD GOALS</b>	2	Tyler Loop at Arizona (10/28/2023)
<b>LONG FIELD GOALS</b>	52	Jack Browning vs San Diego St. (09/16/2023)
<b>PUNTS</b>	7	Mark Vassett at Colorado (11/04/2023)
<b>PUNTING AVG</b>	54.0	Kyle Ostendorp at Arizona (10/28/2023)
<b>LONG PUNT</b>	59	Justin Dwinell vs UC Davis (09/09/2023)
<b>PUNTS INSIDE 20</b>	3	Mark Vassett at Colorado (11/04/2023)
	3	Jack Browning vs San Diego St. (09/16/2023)
<b>LONG PUNT RETURN</b>	20	Jacob Cowing at Arizona (10/28/2023)
<b>LONG KICKOFF RETURN</b>	36	Kyle Williams at Washington St. (09/23/2023)
<b>TACKLES</b>	14	Carson Bruener vs Washington (11/18/2023)
<b>SACKS</b>	2	Jonah Elliss vs Utah (09/29/2023)
<b>TACKLES FOR LOSS</b>	3.5	Sione Vaki vs Utah (09/29/2023)
<b>INTERCEPTIONS</b>	2	Jabbar Muhammad vs Washington (11/18/2023)



2023-24 Oregon St. Football  
 Passing Game-by-Game  
 All games

#0 Aidan Chiles	Comp	Att	Int	Pct	Yards	TD	Long	Sacked	Effic.
San Jose St.	2	3	0	66.7	37	0	22	0-0	170.3
UC Davis	9	13	0	69.2	74	1	15	0-0	142.4
Utah	1	1	0	100.0	23	0	23	2-12	293.2
California	2	2	0	100.0	21	1	11	0-0	353.2
UCLA	2	2	0	100.0	16	1	10	0-0	332.2
Arizona	2	3	0	66.7	58	0	52	0-0	229.1
Colorado	0	1	0	0.0	0	0	0	0-0	0.0
Stanford	5	8	0	62.5	75	1	28	1-7	182.5
Washington	1	2	0	50.0	5	0	5	1-9	71.0
<b>Totals</b>	<b>24</b>	<b>35</b>	<b>0</b>	<b>68.6</b>	<b>309</b>	<b>4</b>	<b>52</b>	<b>4-28</b>	<b>180.4</b>

#1 Deshaun Fenwick	Comp	Att	Int	Pct	Yards	TD	Long	Sacked	Effic.
California	0	1	0	0.0	0	0	0	0-0	0.0
<b>Totals</b>	<b>0</b>	<b>1</b>	<b>0</b>	<b>0.0</b>	<b>0</b>	<b>0</b>	<b>0</b>	<b>0-0</b>	<b>0.0</b>

#5 DJ Uiagalelei	Comp	Att	Int	Pct	Yards	TD	Long	Sacked	Effic.
San Jose St.	20	25	0	80.0	239	3	31	1-7	199.9
UC Davis	8	13	0	61.5	107	2	32	0-0	181.4
San Diego St.	14	30	2	46.7	284	1	75	0-0	123.9
Washington St.	17	34	1	50.0	198	1	50	2-13	102.7
Utah	14	25	1	56.0	204	1	40	1-10	129.7
California	19	25	0	76.0	275	5	38	0-0	234.4
UCLA	14	24	0	58.3	266	2	43	2-9	178.9
Arizona	16	30	0	53.3	218	2	32	1-8	136.4
Colorado	12	24	0	50.0	223	1	37	3-16	141.8
Stanford	12	19	0	63.2	240	2	61	0-0	204.0
Washington	15	31	2	48.4	164	0	25	0-0	79.9
Oregon	19	35	1	54.3	220	1	26	1-7	110.8
<b>Totals</b>	<b>180</b>	<b>315</b>	<b>7</b>	<b>57.1</b>	<b>2638</b>	<b>21</b>	<b>75</b>	<b>11-70</b>	<b>145.0</b>

#17 Ben Gulbranson	Comp	Att	Int	Pct	Yards	TD	Long	Sacked	Effic.
Stanford	1	1	0	100.0	6	0	6	0-0	150.4
<b>Totals</b>	<b>1</b>	<b>1</b>	<b>0</b>	<b>100.0</b>	<b>6</b>	<b>0</b>	<b>6</b>	<b>0-0</b>	<b>150.4</b>



**2023-24 Oregon St. Football**  
**Rushing/Receiving Game-by-Game**  
**All games**

**Rushing**

Player	No-Yds/TD	SJSU	UCD	SDSU	WSU	Utah	Cal	UCLA	UA	CU	Stan	UW	Oregon
Damien Martinez	194-1185/9	18-145/0	7-104/1	15-102/0	17-81/0	16-65/1	17-89/1	15-90/0	14-87/0	21-115/0	15-146/4	26-123/2	13-38/0
Deshaun Fenwick	90-500/5	8-33/1	8-70/0	10-49/0	11-101/3	6-1/0	15-76/0	9-52/0	4-15/0	10-39/0	5-61/1	3-0/0	1-3/0
DJ Uiagalelei	68-219/6	6-10/2	4-11/1	3-17/1	9-61/1	6-18/0	5-14/0	3--7/0	6-10/0	11-16/1	2-3/0	6-53/0	7-13/0
Isaiah Newell	22-78/0	-	8-32/0	-	1-1/0	2-12/0	1-3/0	-	-	-	9-26/0	1-4/0	-
Aidan Chiles	17-79/3	1-9/0	4-42/1	DNP	DNP	3--14/0	-	-	2-8/0	2-29/1	4-14/1	1--9/0	DNP
Silas Bolden	9-84/2	-	1-5/0	1-18/0	-	2-53/1	1-11/0	-	2-2/1	1--3/0	-	-	1--2/0
Jake Reichle	4-34/0	-	1-3/0	-	-	-	-	-	-	-	3-31/0	-	-
Anthony Gould	4-22/0	-	DNP	1-4/0	-	-	1-1/0	-	-	-	-	2-17/0	-
Jesiah Irish	3-15/0	1-2/0	-	DNP	-	-	1-11/0	-	-	-	-	-	1-2/0
Gavin Haines	2-6/0	DNP	2-6/0	DNP	DNP	DNP	DNP	DNP	DNP	DNP	DNP	DNP	-
Atticus Sappington	1-9/0	-	-	-	-	-	-	-	1-9/0	-	-	-	-
Joshua Gray	1-3/1	-	-	1-3/1	-	-	-	-	-	-	-	-	DNP

**Receiving**

Player	No-Yds/TD	SJSU	UCD	SDSU	WSU	Utah	Cal	UCLA	UA	CU	Stan	UW	Oregon
Silas Bolden	51-718/5	6-53/0	4-65/1	3-41/0	5-76/0	6-100/1	3-34/1	5-87/1	5-66/0	3-40/0	2-36/0	5-64/0	4-56/1
Anthony Gould	44-718/2	3-59/1	DNP	3-97/1	4-61/0	3-22/0	7-117/0	7-87/0	2-58/0	3-37/0	1-61/0	5-34/0	6-85/0
Jack Velling	29-438/8	3-20/1	-	2-51/0	2-16/1	2-15/0	4-38/3	3-83/2	5-71/1	3-69/0	3-55/0	1-1/0	1-19/0
Jesiah Irish	15-246/1	3-39/0	-	DNP	-	3-62/0	2-53/1	-	1-8/0	1-20/0	2-32/0	1-13/0	2-19/0
Damien Martinez	11-126/0	2-19/0	-	1-4/0	2-19/0	-	1-16/0	-	1-8/0	-	2-16/0	2-44/0	-
Deshaun Fenwick	9-76/2	-	2-14/0	-	2-7/0	-	1-8/0	-	1-11/0	1-20/1	1-13/1	-	1-3/0
Jeremiah Noga	8-113/1	2-46/1	1-8/0	3-32/0	-	-	1-22/0	-	-	-	1-5/0	-	-
Jimmy Valsin III	8-103/1	DNP	1-10/0	-	-	DNP	-	-	3-54/1	-	1-13/0	-	3-26/0
Rweha Munyagi Jr.	7-143/1	-	1-5/1	1-35/0	-	1-28/0	-	1-25/0	-	1-37/0	-	1-7/0	1-6/0
Riley Sharp	6-96/2	1-22/0	2-25/1	-	1-15/0	-	-	-	-	-	1-28/1	-	1-6/0
Zachary Card	5-35/0	1-14/0	4-21/0	-	-	DNP	DNP	DNP	DNP	DNP	DNP	DNP	DNP
Jermaine Terry II	4-45/1	1-4/0	-	-	-	-	1-6/0	-	-	-	2-35/1	-	-
Trent Walker	3-53/0	-	1-23/0	1-24/0	DNP	-	-	-	-	DNP	-	1-6/0	-
Isaac Hodgins	2-6/1	-	-	-	1-4/0	-	1-2/1	-	DNP	-	-	-	-
Bryce Caufield	1-21/0	-	-	-	-	-	-	-	-	-	1-21/0	-	-
Jamai East	1-10/0	-	1-10/0	DNP	DNP	DNP	DNP	DNP	DNP	DNP	DNP	DNP	DNP
David Wells Jr.	1-6/0	DNP	-	DNP	DNP	DNP	DNP	DNP	DNP	DNP	1-6/0	DNP	DNP



**2023-24 Oregon St. Football  
Returns Game-by-Game  
All games**

**Punt Returns**

Player	No-Yds	SJSU	UCD	SDSU	WSU	Utah	Cal	UCLA	UA	CU	Stan	UW	Oregon
Anthony Gould	7-113	1-8	DNP	-	-	1-7	-	1-23	1-8	2-56	-	1-11	-
Silas Bolden	2-85	-	2-85	-	-	-	-	-	-	-	-	-	-
David Wells Jr.	2-11	DNP	1-8	DNP	DNP	DNP	DNP	DNP	DNP	DNP	1-3	DNP	DNP
Zachary Card	1-13	-	1-13	-	-	DNP	DNP	DNP	DNP	DNP	DNP	DNP	DNP

**Kick Returns**

Player	No-Yds	SJSU	UCD	SDSU	WSU	Utah	Cal	UCLA	UA	CU	Stan	UW	Oregon
Silas Bolden	17-392	-	-	-	1-36	-	2-109	4-65	1-19	1-24	1-15	3-57	4-67
Akili Arnold	4-70	1-9	1-31	1-10	-	-	1-20	-	-	-	-	-	DNP
Semisi Saluni	1-11	-	-	-	-	-	1-11	-	-	-	-	-	-
Jake Overman	1-7	1-7	-	-	-	DNP	DNP	DNP	DNP	DNP	DNP	DNP	DNP
Deshaun Fenwick	1-5	-	-	-	-	-	-	-	-	-	-	-	1-5
Jake Reichle	1-5	-	1-5	-	-	-	-	-	-	-	-	-	-
Cory Stover	1-0	-	-	-	-	-	1-0	DNP	-	-	-	-	-
Jermaine Terry II	1--1	-	-	-	-	-	1--1	-	-	-	-	-	-

**Interceptions Returns**

Player	No-Yds	SJSU	UCD	SDSU	WSU	Utah	Cal	UCLA	UA	CU	Stan	UW	Oregon
Andrew Chatfield	2-32	-	-	-	-	-	-	1-24	-	-	1-8	-	-
Jermod McCoy	2-17	-	-	-	-	-	1-0	-	-	-	1-17	-	-
Kitan Oladapo	2-14	-	-	-	-	-	-	-	-	-	2-14	-	-
Akili Arnold	2-13	-	-	1-0	-	-	-	1-13	-	-	-	-	DNP
Easton Mascarenas-Arnold	2-10	-	1-0	-	-	1-10	-	-	-	-	-	-	-
Ryan Cooper Jr.	1-67	-	-	-	-	-	DNP	1-67	DNP	-	-	-	-
John McCartan	1-0	-	-	-	-	-	-	-	1-0	-	-	-	-

**Fumble Returns**

Player	No-Yds	SJSU	UCD	SDSU	WSU	Utah	Cal	UCLA	UA	CU	Stan	UW	Oregon
Akili Arnold	1-0	-	-	-	-	-	-	-	-	-	1-0	-	DNP
Calvin Hart Jr.	1-0	-	DNP	-	-	-	-	-	-	1-0	-	-	-
Sione Lolohea	1-0	-	-	-	-	-	1-0	-	-	-	-	-	-
Jermod McCoy	1-0	-	-	-	1-0	-	-	-	-	-	-	-	-
Kitan Oladapo	1-0	1-0	-	-	-	-	-	-	-	-	-	-	-
Cory Stover	1-0	-	-	-	1-0	-	-	DNP	-	-	-	-	-
Joe Golden	1-0	-	1-0	-	-	-	-	-	-	-	-	-	-



**2023-24 Oregon St. Football**  
**All-Purpose Yards Game-by-Game**  
**All games**

Player	Total	SJSU	UCD	SDSU	WSU	Utah	Cal	UCLA	UA	CU	Stan	UW	Oregon
Damien Martinez	1311	164	104	106	100	65	105	90	95	115	162	167	38
Silas Bolden	1279	53	155	59	112	153	154	152	87	61	51	121	121
Anthony Gould	853	67	DNP	101	61	29	118	110	66	93	61	62	85
Deshaun Fenwick	581	33	84	49	108	1	84	52	26	59	74	-	11
Jack Velling	438	20	-	51	16	15	38	83	71	69	55	1	19
Jesiah Irish	261	41	-	DNP	-	62	64	-	8	20	32	13	21
DJ Uiagalelei	219	10	11	17	61	18	14	-7	10	16	3	53	13
Rweha Munyagi Jr.	143	-	5	35	-	28	-	25	-	37	-	7	6
Jeremiah Noga	113	46	8	32	-	-	22	-	-	-	5	-	-
Jimmy Valsin III	103	DNP	10	-	-	DNP	-	-	54	-	13	-	26
Riley Sharp	96	22	25	-	15	-	-	-	-	-	28	-	6
Akili Arnold	83	9	31	10	-	-	20	13	-	-	-	-	DNP
Aidan Chiles	79	9	42	DNP	DNP	-14	-	-	8	29	14	-9	DNP
Isaiah Newell	78	-	32	-	1	12	3	-	-	-	26	4	-
Ryan Cooper Jr.	67	-	-	-	-	-	DNP	67	DNP	-	-	-	-
Trent Walker	53	-	23	24	DNP	-	-	-	-	DNP	-	6	-
Zachary Card	48	14	34	-	-	DNP	DNP	DNP	DNP	DNP	DNP	DNP	DNP
Jermaine Terry II	44	4	-	-	-	-	5	-	-	-	35	-	-
Jake Reichle	39	-	8	-	-	-	-	-	-	-	31	-	-
Andrew Chatfield	32	-	-	-	-	-	-	24	-	-	8	-	-
Bryce Caufield	21	-	-	-	-	-	-	-	-	-	21	-	-
David Wells Jr.	17	DNP	8	DNP	DNP	DNP	DNP	DNP	DNP	DNP	9	DNP	DNP
Jermod McCoy	17	-	-	-	-	-	-	-	-	-	17	-	-
Kitan Oladapo	14	-	-	-	-	-	-	-	-	-	14	-	-
Semisi Saluni	11	-	-	-	-	-	11	-	-	-	-	-	-
Jamai East	10	-	10	DNP	DNP	DNP	DNP	DNP	DNP	DNP	DNP	DNP	DNP
Easton Mascarenas-Arnold	10	-	-	-	-	10	-	-	-	-	-	-	-
Atticus Sappington	9	-	-	-	-	-	-	-	9	-	-	-	-
Jake Overman	7	7	-	-	-	DNP	DNP	DNP	DNP	DNP	DNP	DNP	DNP
Gavin Haines	6	DNP	6	DNP	DNP	DNP	DNP	DNP	DNP	DNP	DNP	DNP	-
Isaac Hodgins	6	-	-	-	4	-	2	-	DNP	-	-	-	-
Joshua Gray	3	-	-	3	-	-	-	-	-	-	-	-	DNP



**2023-24 Oregon St. Football  
Total Tackles Game-by-Game  
All games**

**Total Tackles**

Player	S-A	Total	SJSU	UCD	SDSU	WSU	Utah	Cal	UCLA	UA	CU	Stan	UW	Oregon
Easton Mascarenas-Arnold	49-58	107	2-2	2-4	4-9	3-7	5-4	2-7	5-8	5-5	7-2	1-5	4-3	9-2
Kitan Oladapo	36-27	63	5-2	2-0	2-2	1-4	2-3	5-7	5-0	2-4	1-0	1-1	3-0	7-4
Calvin Hart Jr.	25-36	61	2-3	DNP	2-7	4-4	0-3	0-1	5-4	3-3	1-0	3-4	3-1	2-6
Akili Arnold	24-36	60	2-1	2-3	0-5	4-4	2-3	1-4	4-6	4-4	1-1	3-3	1-2	DNP
John McCartan	25-19	44	3-0	2-1	4-3	1-1	1-2	0-2	4-1	1-3	3-1	3-2	1-0	2-3
Sione Lolohea	19-21	40	0-2	2-0	1-1	3-2	3-1	4-1	1-9	2-2	3-0	-	-	0-3
Ryan Cooper Jr.	24-13	37	2-1	2-1	1-3	4-3	3-0	DNP	2-0	DNP	7-1	2-2	-	1-2
Joe Golden	15-22	37	1-2	-	1-2	1-3	2-2	1-1	3-5	2-2	2-0	0-2	1-2	1-1
Jaden Robinson	22-10	32	4-1	2-1	2-1	2-3	1-0	DNP	1-2	4-1	1-0	4-0	1-1	-
Jermod McCoy	16-15	31	0-1	1-1	3-0	2-3	-	2-4	-	1-5	-	-	3-1	4-0
Cory Stover	12-18	30	2-1	1-2	3-1	2-1	0-1	0-5	DNP	1-1	2-0	0-2	1-2	0-2
Andrew Chatfield	17-10	27	0-1	-	4-0	0-1	4-2	0-1	1-2	2-1	3-0	2-1	0-1	1-0
James Rawls	11-12	23	1-3	1-0	1-1	-	2-1	2-0	1-1	1-0	-	1-1	1-3	0-2
Isaac Hodgins	8-12	20	1-0	3-0	1-1	-	1-2	0-2	1-2	DNP	1-0	0-1	0-1	0-3
Jack Kane	7-10	17	2-0	0-3	DNP	DNP	DNP	-	DNP	1-5	-	0-1	0-1	4-0
Melvin Jordan IV	7-10	17	-	0-3	-	1-1	2-1	1-4	-	-	-	2-1	-	1-0
Tyrice Ivy Jr.	11-5	16	2-1	4-1	2-1	3-1	DNP	0-1	DNP	DNP	DNP	DNP	DNP	DNP
Noble Thomas Jr.	8-7	15	DNP	DNP	DNP	DNP	0-1	4-2	3-2	DNP	1-1	DNP	DNP	0-1
Josiah Johnson	6-9	15	0-1	-	1-1	1-1	1-2	2-3	DNP	DNP	DNP	DNP	DNP	1-1
Andre Jordan	7-3	10	DNP	DNP	DNP	DNP	DNP	DNP	-	3-0	-	1-1	1-0	2-2
Jake Reichle	5-3	8	-	1-1	0-1	-	1-0	-	-	-	1-0	1-0	1-0	0-1
John Miller	3-4	7	0-1	3-2	DNP	0-1	-	DNP	DNP	DNP	DNP	DNP	DNP	DNP
Makiya Tongue	2-4	6	1-1	1-3	-	DNP	DNP	DNP	DNP	DNP	DNP	DNP	DNP	DNP
Takari Hickie	2-4	6	-	1-1	1-0	DNP	-	DNP	0-2	DNP	-	0-1	DNP	DNP
Semisi Saluni	3-2	5	-	2-0	-	-	-	0-1	-	1-0	-	0-1	-	-
Jesiah Irish	2-3	5	-	-	DNP	1-0	-	0-1	0-1	-	-	-	1-0	0-1
Isaiah Chisom	3-1	4	DNP	-	-	-	DNP	DNP	DNP	DNP	DNP	3-1	DNP	DNP
Oluwaseyi Omotosho	3-1	4	DNP	DNP	DNP	DNP	-	-	-	-	0-1	1-0	2-0	DNP
Dylan Black	3-0	3	-	-	2-0	-	-	1-0	-	-	-	-	-	-
Jack Velling	2-0	2	-	-	-	-	1-0	-	-	-	-	-	1-0	-
Silas Bolden	1-1	2	-	-	-	-	-	1-0	0-1	-	-	-	-	-
Nikko Taylor	1-1	2	1-0	0-1	-	-	-	-	-	-	-	-	-	-
Jaydin Young	1-1	2	DNP	DNP	DNP	DNP	DNP	-	0-1	-	-	-	-	1-0
Joe Swen	0-2	2	0-2	-	DNP	DNP	DNP	-	DNP	DNP	DNP	DNP	DNP	DNP
Michael Erhart	0-2	2	-	-	0-1	DNP	DNP	-	-	DNP	0-1	-	-	-
Alton Julian	1-0	1	1-0	-	DNP	DNP	DNP	-	-	DNP	DNP	DNP	DNP	DNP
Zachary Card	1-0	1	-	1-0	-	-	DNP	DNP	DNP	DNP	DNP	DNP	DNP	DNP
Wynston Russell	1-0	1	-	-	DNP	DNP	DNP	DNP	DNP	DNP	DNP	1-0	DNP	-
Atticus Sappington	1-0	1	-	-	-	1-0	-	-	-	-	-	-	-	-
Luka Vincic	1-0	1	DNP	-	DNP	-	-	-	-	1-0	-	-	-	-
DJ Uiagalelei	0-1	1	-	-	-	-	-	0-1	-	-	-	-	-	-
Tyree Blake	0-1	1	DNP	DNP	DNP	DNP	DNP	-	0-1	-	-	-	-	DNP



**2023-24 Oregon St. Football  
Tackles For Loss Game-by-Game  
All games**

Player	UA-A	Total	SJSU	UCD	SDSU	WSU	Utah	Cal	UCLA	UA	CU	Stan	UW	Oregon
Andrew Chatfield	9-0	9.0	-	-	2.0-15	-	1.0-12	-	-	1.0-12	3.0-36	2.0-24	-	-
Sione Lolohea	7-3	8.5	0.5-0	2.0-10	1.0-2	2.0-11	1.0-2	2.0-2	-	-	-	-	-	-
John McCartan	7-2	8.0	2.0-12	-	1.0-3	-	-	-	1.0-3	-	-	2.5-7	-	1.5-7
Calvin Hart Jr.	5-3	6.5	-	DNP	1.0-2	-	-	-	2.0-10	1.0-4	-	2.5-6	-	-
Easton Mascarenas-Arnold	5-3	6.5	0.5-1	0.5-2	-	-	1.0-13	-	-	1.0-10	2.0-5	0.5-0	-	1.0-1
Isaac Hodgins	5-1	5.5	-	3.0-16	1.0-10	-	1.0-12	0.5-1	-	DNP	-	-	-	-
Cory Stover	3-2	4.0	1.0-5	1.5-3	-	-	-	-	DNP	-	1.0-5	-	0.5-2	-
Joe Golden	3-2	4.0	-	-	0.5-4	-	1.0-6	-	1.0-1	1.0-4	-	0.5-0	-	-
James Rawls	3-1	3.5	1.0-3	1.0-14	0.5-4	-	-	-	-	-	-	1.0-1	-	-
Takari Hickie	2-1	2.5	-	1.5-8	1.0-9	DNP	-	DNP	-	DNP	-	-	DNP	DNP
Kitan Oladapo	2-0	2.0	-	-	-	-	-	1.0-3	1.0-1	-	-	-	-	-
Akili Arnold	1-2	2.0	-	-	0.5-4	0.5-1	-	-	-	-	-	-	1.0-1	DNP
Melvin Jordan IV	1-2	2.0	-	1.0-3	-	-	-	1.0-3	-	-	-	-	-	-
Ryan Cooper Jr.	1-1	1.5	-	-	0.5-4	1.0-2	-	DNP	-	DNP	-	-	-	-
Wynston Russell	1-0	1.0	-	-	DNP	DNP	DNP	DNP	DNP	DNP	DNP	1.0-1	DNP	-
Isaiah Chisom	1-0	1.0	DNP	-	-	-	DNP	DNP	DNP	DNP	DNP	1.0-1	DNP	DNP
Oluwaseyi Omotosho	1-0	1.0	DNP	DNP	DNP	DNP	-	-	-	-	-	1.0-5	-	DNP
Semisi Saluni	1-0	1.0	-	1.0-6	-	-	-	-	-	-	-	-	-	-
Makiya Tongue	0-1	0.5	-	0.5-0	-	DNP	DNP	DNP	DNP	DNP	DNP	DNP	DNP	DNP
Jaden Robinson	0-1	0.5	-	-	-	0.5-4	-	DNP	-	-	-	-	-	-
Jermod McCoy	0-1	0.5	-	-	-	-	-	0.5-1	-	-	-	-	-	-
Jack Kane	0-1	0.5	-	-	DNP	DNP	DNP	-	DNP	-	-	-	0.5-1	-
Andre Jordan	0-1	0.5	DNP	DNP	DNP	DNP	DNP	DNP	-	-	-	-	-	0.5-0



**2023-24 Oregon St. Football**  
**Sacks Game-by-Game**  
**All games**

Player	UA-A	Total	SJSU	UCD	SDSU	WSU	Utah	Cal	UCLA	UA	CU	Stan	UW	Oregon
Andrew Chatfield	9-0	9	-	-	2-15	-	1-12	-	-	1-12	3-36	2-24	-	-
John McCartan	4-1	4.5	2-12	-	-	-	-	-	1-3	-	-	1.5-6	-	-
Calvin Hart Jr.	3-1	3.5	-	DNP	-	-	-	-	2-10	1-4	-	0.5-2	-	-
Joe Golden	3-1	3.5	-	-	0.5-4	-	1-6	-	1-1	1-4	-	-	-	-
Isaac Hodgins	3-0	3	-	1-8	1-10	-	1-12	-	-	DNP	-	-	-	-
Easton Mascarenas-Arnold	2-0	2	-	-	-	-	1-13	-	-	1-10	-	-	-	-
Takari Hickie	2-0	2	-	1-7	1-9	DNP	-	DNP	-	DNP	-	-	DNP	DNP
Cory Stover	2-0	2	1-5	-	-	-	-	-	DNP	-	1-5	-	-	-
Sione Lolohea	1-1	1.5	-	1-8	-	0.5-3	-	-	-	-	-	-	-	-
Kitan Oladapo	1-0	1	-	-	-	-	-	-	1-1	-	-	-	-	-
Isaiah Chisom	1-0	1	DNP	-	-	-	DNP	DNP	DNP	DNP	DNP	1-1	DNP	DNP
Oluwaseyi Omotosho	1-0	1	DNP	DNP	DNP	DNP	-	-	-	-	-	1-5	-	DNP
Akili Arnold	0-1	0.5	-	-	0.5-4	-	-	-	-	-	-	-	-	DNP
Ryan Cooper Jr.	0-1	0.5	-	-	0.5-4	-	-	DNP	-	DNP	-	-	-	-
Jaden Robinson	0-1	0.5	-	-	-	0.5-4	-	DNP	-	-	-	-	-	-
James Rawls	0-1	0.5	-	-	0.5-4	-	-	-	-	-	-	-	-	-





**2023-24 Oregon St. Football  
Red-Zone Results  
All games**

**Oregon St. Inside Opponent Red-Zone**

Date	Opponent	Score	Times In RZ	Times Scored	Total Pts	Rush TDs	Pass TDs	FGs Made	Failed to score inside RZ						
									FGA	Down	Int	Fumb	Half	Game	
09/03/2023	at San Jose St.	W 42-17	4	4	28	4	3	1	0	0	0	0	0	0	0
09/09/2023	UC Davis	W 55-7	5	5	31	4	2	2	1	1	0	0	0	0	0
09/16/2023	San Diego St.	W 26-9	2	2	13	2	2	0	0	0	0	0	0	0	0
09/23/2023	at Washington St.	L 35-38	3	3	21	3	2	1	0	0	0	0	0	0	0
09/29/2023	Utah	W 21-7	1	1	7	1	1	0	0	0	0	0	0	0	0
10/07/2023	at California	W 52-40	7	7	45	6	1	5	1	1	0	0	0	0	0
10/14/2023	UCLA	W 36-24	3	3	13	1	0	1	2	2	0	0	0	0	0
10/28/2023	at Arizona	L 24-27	4	3	17	2	1	1	1	1	0	0	0	0	1
11/04/2023	at Colorado	W 26-19	3	3	16	2	1	1	1	1	0	0	0	0	0
11/11/2023	Stanford	W 62-17	5	5	34	5	4	1	0	0	0	0	0	0	0
11/18/2023	Washington	L 20-22	4	4	20	2	2	0	2	2	0	0	0	0	0
11/24/2023	at Oregon	L 7-31	1	1	7	1	0	1	0	0	0	0	0	0	0
<b>Totals 41 of 42 (97.6%)</b>			<b>42</b>	<b>41</b>	<b>252</b>	<b>33</b>	<b>19</b>	<b>14</b>	<b>8</b>	<b>8</b>	<b>0</b>	<b>0</b>	<b>0</b>	<b>0</b>	<b>1</b>

**Opponents Inside Oregon St. Red-Zone**

Date	Opponent	Score	Times In RZ	Times Scored	Total Pts	Rush TDs	Pass TDs	FGs Made	Failed to score inside RZ						
									FGA	Down	Int	Fumb	Half	Game	
09/03/2023	San Jose St.	W 42-17	3	3	17	2	1	1	1	1	0	0	0	0	0
09/09/2023	UC Davis	W 55-7	1	1	7	1	0	1	0	0	0	0	0	0	0
09/16/2023	San Diego St.	W 26-9	2	1	6	1	1	0	0	0	0	1	0	0	0
09/23/2023	Washington St.	L 35-38	4	3	21	3	1	2	0	0	1	0	0	0	0
09/29/2023	Utah	W 21-7	1	0	0	0	0	0	0	0	0	1	0	0	0
10/07/2023	California	W 52-40	5	5	32	4	3	1	1	1	0	0	0	0	0
10/14/2023	UCLA	W 36-24	5	4	24	3	2	1	1	1	1	0	0	0	0
10/28/2023	Arizona	L 24-27	3	3	17	2	0	2	1	1	0	0	0	0	0
11/04/2023	Colorado	W 26-19	3	3	17	2	0	2	1	1	0	0	0	0	0
11/11/2023	Stanford	W 62-17	2	2	10	1	1	0	1	1	0	0	0	0	0
11/18/2023	Washington	L 20-22	3	2	14	2	1	1	0	1	0	0	0	0	0
11/24/2023	Oregon	L 7-31	5	4	24	3	2	1	1	2	0	0	0	0	0
<b>Totals 31 of 37 (83.8%)</b>			<b>37</b>	<b>31</b>	<b>189</b>	<b>24</b>	<b>12</b>	<b>12</b>	<b>7</b>	<b>9</b>	<b>2</b>	<b>2</b>	<b>0</b>	<b>0</b>	<b>0</b>



**2023-24 Oregon St. Football**  
**By Quarter Statistics**  
**All games**

**3rd-Down Conversions**

Date	Opponent	Score	Overall	1st Qtr	2nd Qtr	3rd Qtr	4th Qtr	Overtime
09/03/2023	at San Jose St.	W 42-17	5-8 62.5	2-3 66.7	2-2 100.0	1-3 33.3	0-0 0.0	0-0 0.0
09/09/2023	UC Davis	W 55-7	5-10 50.0	2-3 66.7	1-3 33.3	0-1 0.0	2-3 66.7	0-0 0.0
09/16/2023	San Diego St.	W 26-9	4-11 36.4	2-3 66.7	1-3 33.3	1-3 33.3	0-2 0.0	0-0 0.0
09/23/2023	at Washington St.	L 35-38	6-14 42.9	1-2 50.0	2-4 50.0	2-4 50.0	1-4 25.0	0-0 0.0
09/29/2023	Utah	W 21-7	4-15 26.7	1-3 33.3	2-5 40.0	1-2 50.0	0-5 0.0	0-0 0.0
10/07/2023	at California	W 52-40	6-13 46.2	1-2 50.0	1-3 33.3	3-3 100.0	1-5 20.0	0-0 0.0
10/14/2023	UCLA	W 36-24	5-12 41.7	1-4 25.0	2-3 66.7	1-2 50.0	1-3 33.3	0-0 0.0
10/28/2023	at Arizona	L 24-27	6-12 50.0	3-3 100.0	2-5 40.0	1-2 50.0	0-2 0.0	0-0 0.0
11/04/2023	at Colorado	W 26-19	7-14 50.0	2-3 66.7	2-5 40.0	1-1 100.0	2-5 40.0	0-0 0.0
11/11/2023	Stanford	W 62-17	2-7 28.6	0-2 0.0	1-1 100.0	1-2 50.0	0-2 0.0	0-0 0.0
11/18/2023	Washington	L 20-22	3-12 25.0	1-2 50.0	0-3 0.0	1-3 33.3	1-4 25.0	0-0 0.0
11/24/2023	at Oregon	L 7-31	3-11 27.3	0-1 0.0	2-4 50.0	0-2 0.0	1-4 25.0	0-0 0.0
<b>Oregon St.</b>			<b>56-139 40.3</b>	<b>16-31 51.6</b>	<b>18-41 43.9</b>	<b>13-28 46.4</b>	<b>9-39 23.1</b>	<b>0-0 0.0</b>
<b>Opponents</b>			<b>57-152 37.5</b>	<b>17-40 42.5</b>	<b>13-39 33.3</b>	<b>7-31 22.6</b>	<b>20-42 47.6</b>	<b>0-0 0.0</b>

**4th-Down Conversions**

Date	Opponent	Score	Overall	1st Qtr	2nd Qtr	3rd Qtr	4th Qtr	Overtime
09/03/2023	at San Jose St.	W 42-17	0-1 0.0	0-0 0.0	0-0 0.0	0-1 0.0	0-0 0.0	0-0 0.0
09/09/2023	UC Davis	W 55-7	0-0 0.0	0-0 0.0	0-0 0.0	0-0 0.0	0-0 0.0	0-0 0.0
09/16/2023	San Diego St.	W 26-9	0-0 0.0	0-0 0.0	0-0 0.0	0-0 0.0	0-0 0.0	0-0 0.0
09/23/2023	at Washington St.	L 35-38	2-4 50.0	0-0 0.0	0-1 0.0	0-1 0.0	2-2 100.0	0-0 0.0
09/29/2023	Utah	W 21-7	2-3 66.7	1-1 100.0	0-0 0.0	0-0 0.0	1-2 50.0	0-0 0.0
10/07/2023	at California	W 52-40	5-5 100.0	0-0 0.0	2-2 100.0	0-0 0.0	3-3 100.0	0-0 0.0
10/14/2023	UCLA	W 36-24	1-1 100.0	1-1 100.0	0-0 0.0	0-0 0.0	0-0 0.0	0-0 0.0
10/28/2023	at Arizona	L 24-27	0-0 0.0	0-0 0.0	0-0 0.0	0-0 0.0	0-0 0.0	0-0 0.0
11/04/2023	at Colorado	W 26-19	0-0 0.0	0-0 0.0	0-0 0.0	0-0 0.0	0-0 0.0	0-0 0.0
11/11/2023	Stanford	W 62-17	2-2 100.0	1-1 100.0	0-0 0.0	1-1 100.0	0-0 0.0	0-0 0.0
11/18/2023	Washington	L 20-22	2-5 40.0	0-1 0.0	0-1 0.0	1-1 100.0	1-2 50.0	0-0 0.0
11/24/2023	at Oregon	L 7-31	2-6 33.3	0-1 0.0	1-1 100.0	0-1 0.0	1-3 33.3	0-0 0.0
<b>Oregon St.</b>			<b>16-27 59.3</b>	<b>3-5 60.0</b>	<b>3-5 60.0</b>	<b>2-5 40.0</b>	<b>8-12 66.7</b>	<b>0-0 0.0</b>
<b>Opponents</b>			<b>12-21 57.1</b>	<b>3-5 60.0</b>	<b>2-2 100.0</b>	<b>4-5 80.0</b>	<b>3-9 33.3</b>	<b>0-0 0.0</b>

**Time of Possession**

Date	Opponent	Score	Overall	1st Qtr	2nd Qtr	3rd Qtr	4th Qtr	Overtime
09/03/2023	at San Jose St.	W 42-17	31:55	06:32	09:01	08:26	07:56	00:00
09/09/2023	UC Davis	W 55-7	31:44	03:33	09:28	07:59	10:44	00:00
09/16/2023	San Diego St.	W 26-9	26:39	04:48	09:03	06:27	06:21	00:00
09/23/2023	at Washington St.	L 35-38	31:33	06:40	09:17	03:55	11:41	00:00
09/29/2023	Utah	W 21-7	31:06	08:16	08:04	02:45	12:01	00:00
10/07/2023	at California	W 52-40	37:07	07:13	09:09	05:42	15:03	00:00
10/14/2023	UCLA	W 36-24	29:45	10:14	06:09	06:23	06:59	00:00
10/28/2023	at Arizona	L 24-27	29:14	06:32	09:46	04:38	08:18	00:00
11/04/2023	at Colorado	W 26-19	35:58	08:39	08:17	07:24	11:38	00:00
11/11/2023	Stanford	W 62-17	30:47	06:34	05:14	10:10	08:49	00:00



2023-24 Oregon St. Football  
By Quarter Statistics  
All games

Page 2/2  
as of Dec 05, 2023

Date	Opponent		Score	Overall	1st Qtr	2nd Qtr	3rd Qtr	4th Qtr	Overtime
11/18/2023	Washington	L	20-22	37:27	08:09	07:55	10:54	10:29	00:00
11/24/2023	at Oregon	L	7-31	25:57	03:46	07:27	07:05	07:39	00:00
<b>Oregon St.</b>			<b>Total</b>	<b>379:12</b>	<b>80:56</b>	<b>98:50</b>	<b>81:48</b>	<b>117:38</b>	<b>00:00</b>
			<b>Avg.</b>	<b>31:36</b>	<b>06:45</b>	<b>08:14</b>	<b>06:49</b>	<b>09:48</b>	<b>00:00</b>
<b>Opponents</b>			<b>Total</b>	<b>340:48</b>	<b>76:52</b>	<b>103:22</b>	<b>64:42</b>	<b>95:52</b>	<b>00:00</b>
			<b>Avg.</b>	<b>28:24</b>	<b>06:24</b>	<b>08:37</b>	<b>05:24</b>	<b>07:59</b>	<b>00:00</b>



**2023-24 Oregon St. Football  
Games Played  
All games**

##	Player	GP-GS	SJSU	UCD	SDSU	WSU	Utah	Cal	UCLA	UA	CU	Stan	UW	Oregon
0	Akili Arnold	11/11	START	START	START	START	START	START	START	START	START	START	START	...
0	Aidan Chiles	9/0	XXX	XXX	...	...	XXX	XXX	XXX	XXX	XXX	XXX	XXX	...
1	Deshawn Fenwick	12/0	XXX	XXX	XXX	XXX	XXX	XXX	XXX	XXX	XXX	XXX	XXX	XXX
1	Ryan Cooper Jr.	10/10	START	START	START	START	START	...	START	...	START	START	START	START
2	Calvin Hart Jr.	11/10	START	...	START	START	START	XXX	START	START	START	START	START	START
2	Anthony Gould	11/9	START	...	START	START	START	START	XXX	XXX	START	START	START	START
3	Makiya Tongue	3/1	XXX	START	XXX	...	...	...	...	...	...	...	...	...
3	Jamai East	2/0	XXX	XXX	...	...	...	...	...	...	...	...	...	...
4	Jaden Robinson	11/11	START	START	START	START	START	...	START	START	START	START	START	START
4	Travis Throckmorton	0/0	...	...	...	...	...	...	...	...	...	...	...	...
5	DJ Uiagalelei	12/12	START	START	START	START	START	START	START	START	START	START	START	START
5	Easton Mascarenas-Arnold	12/12	START	START	START	START	START	START	START	START	START	START	START	START
6	John McCartan	12/12	START	START	START	START	START	START	START	START	START	START	START	START
6	Damien Martinez	12/12	START	START	START	START	START	START	START	START	START	START	START	START
7	Alton Julian	4/0	XXX	XXX	...	...	...	XXX	XXX	...	...	...	...	...
7	Silas Bolden	12/10	START	START	START	START	START	START	START	START	XXX	START	START	XXX
8	Rweha Munyagi Jr.	12/5	XXX	START	XXX	XXX	XXX	XXX	START	START	START	XXX	XXX	START
8	Sione Lolohea	12/12	START	START	START	START	START	START	START	START	START	START	START	START
9	Ryan Franke	0/0	...	...	...	...	...	...	...	...	...	...	...	...
9	Isaiah Newell	12/0	XXX	XXX	XXX	XXX	XXX	XXX	XXX	XXX	XXX	XXX	XXX	XXX
10	Andrew Chatfield	12/0	XXX	XXX	XXX	XXX	XXX	XXX	XXX	XXX	XXX	XXX	XXX	XXX
10	Tastean Reddicks	0/0	...	...	...	...	...	...	...	...	...	...	...	...
12	Zachary Card	4/0	XXX	XXX	XXX	XXX	...	...	...	...	...	...	...	...
13	Jesiah Irish	11/2	XXX	XXX	...	XXX	START	START	XXX	XXX	XXX	XXX	XXX	XXX
14	Kord Shaw	0/0	...	...	...	...	...	...	...	...	...	...	...	...
14	Jailen Holmes	0/0	...	...	...	...	...	...	...	...	...	...	...	...
15	Dom Montiel	0/0	...	...	...	...	...	...	...	...	...	...	...	...
15	Sam Mason Jr.	0/0	...	...	...	...	...	...	...	...	...	...	...	...
16	Jimmy Valsin III	10/0	...	XXX	XXX	XXX	...	XXX	XXX	XXX	XXX	XXX	XXX	XXX
16	Carlos Mack Jr.	5/0	...	...	...	...	...	...	...	XXX	XXX	XXX	XXX	XXX
17	Ben Gulbranson	1/0	...	...	...	...	...	...	...	...	...	XXX	...	...
17	Skyler Thomas	0/0	...	...	...	...	...	...	...	...	...	...	...	...
17	Nikko Taylor	12/0	XXX	XXX	XXX	XXX	XXX	XXX	XXX	XXX	XXX	XXX	XXX	XXX
18	Ian Massey	0/0	...	...	...	...	...	...	...	...	...	...	...	...
18	Jeremiah Noga	12/1	XXX	XXX	START	XXX	XXX	XXX	XXX	XXX	XXX	XXX	XXX	XXX
19	Joe Swen	3/0	XXX	XXX	...	...	...	XXX	...	...	...	...	...	...
19	Montrel Hatten Jr.	0/0	...	...	...	...	...	...	...	...	...	...	...	...
20	John Miller	4/0	XXX	XXX	...	XXX	XXX	...	...	...	...	...	...	...
20	Jai Lambert	0/0	...	...	...	...	...	...	...	...	...	...	...	...
21	Noble Thomas Jr.	5/4	...	...	...	...	START	START	START	...	START	...	...	XXX
21	David Wells Jr.	2/0	...	XXX	...	...	...	...	...	...	...	XXX	...	...
22	Wynston Russell	4/0	XXX	XXX	...	...	...	...	...	...	...	XXX	...	XXX
22	Joel Valadez	0/0	...	...	...	...	...	...	...	...	...	...	...	...
23	Walker Riney	0/0	...	...	...	...	...	...	...	...	...	...	...	...
23	Jermod McCoy	12/5	XXX	XXX	XXX	XXX	XXX	START	XXX	START	XXX	START	START	START
24	Gavin Haines	2/0	...	XXX	...	...	...	...	...	...	...	...	...	XXX
24	Jack Kane	8/2	XXX	XXX	...	...	...	XXX	...	START	XXX	XXX	XXX	START
25	Tyrice Ivy Jr.	5/4	START	START	START	START	...	XXX	...	...	...	...	...	...
26	Harlem Howard	2/0	...	...	...	...	...	...	XXX	...	XXX	...	...	...
26	Timothy Dennis	0/0	...	...	...	...	...	...	...	...	...	...	...	...
27	Andre Jordan	6/0	...	...	...	...	...	...	XXX	XXX	XXX	XXX	XXX	XXX
28	Kitan Oladapo	12/12	START	START	START	START	START	START	START	START	START	START	START	START
28	Trent Walker	10/0	XXX	XXX	XXX	...	XXX	XXX	XXX	XXX	...	XXX	XXX	XXX
29	Dyontae Navarrete	0/0	...	...	...	...	...	...	...	...	...	...	...	...
29	Austin Ratliff	0/0	...	...	...	...	...	...	...	...	...	...	...	...
30	Josiah Johnson	7/1	XXX	XXX	XXX	XXX	XXX	START	...	...	...	...	...	XXX
30	Karson Boschma	0/0	...	...	...	...	...	...	...	...	...	...	...	...
31	Mathias Malaki-Donaldson	0/0	...	...	...	...	...	...	...	...	...	...	...	...
31	Max Walker	2/0	...	XXX	...	...	...	...	...	XXX	...	...	...	...
32	Isaiah Chisom	4/0	...	XXX	XXX	XXX	...	...	...	...	...	XXX	...	...



**2023-24 Oregon St. Football  
Games Played  
All games**

##	Player	GP-GS	SJSU	UCD	SDSU	WSU	Utah	Cal	UCLA	UA	CU	Stan	UW	Oregon
33	Oluwaseyi Omotosho	7/0	...	...	...	...	XXX	XXX	XXX	XXX	XXX	XXX	XXX	...
33	Peyton Hogan	2/0	...	XXX	...	...	...	...	...	...	...	XXX	...	...
34	Jake Reichle	12/0	XXX	XXX	XXX	XXX	XXX	XXX	XXX	XXX	XXX	XXX	XXX	XXX
35	Everett Hayes	4/0	...	...	...	...	...	...	...	...	XXX	XXX	XXX	XXX
36	Atticus Sappington	12/0	XXX	XXX	XXX	XXX	XXX	XXX	XXX	XXX	XXX	XXX	XXX	XXX
36	Drake Vickers	1/0	...	XXX	...	...	...	...	...	...	...	...	...	...
37	Josh Green	12/0	XXX	XXX	XXX	XXX	XXX	XXX	XXX	XXX	XXX	XXX	XXX	XXX
38	Milan Clark	0/0	...	...	...	...	...	...	...	...	...	...	...	...
38	AJ Winsor	0/0	...	...	...	...	...	...	...	...	...	...	...	...
39	Jaydin Young	7/0	...	...	...	...	...	XXX	XXX	XXX	XXX	XXX	XXX	XXX
40	Michael Erhart	9/0	XXX	XXX	XXX	...	...	XXX	XXX	...	XXX	XXX	XXX	XXX
41	Jhae Drummer	0/0	...	...	...	...	...	...	...	...	...	...	...	...
42	Mason Tufaga	0/0	...	...	...	...	...	...	...	...	...	...	...	...
43	Takari Hickle	7/0	XXX	XXX	XXX	...	XXX	...	XXX	...	XXX	XXX	...	...
44	Melvin Jordan IV	12/1	XXX	XXX	XXX	XXX	XXX	START	XXX	XXX	XXX	XXX	XXX	XXX
45	Semisi Saluni	12/0	XXX	XXX	XXX	XXX	XXX	XXX	XXX	XXX	XXX	XXX	XXX	XXX
46	Porter Phillips	0/0	...	...	...	...	...	...	...	...	...	...	...	...
47	Tyree Blake	6/0	...	...	...	...	...	XXX	XXX	XXX	XXX	XXX	XXX	...
48	Dylan Black	12/0	XXX	XXX	XXX	XXX	XXX	XXX	XXX	XXX	XXX	XXX	XXX	XXX
49	Frank Miner	0/0	...	...	...	...	...	...	...	...	...	...	...	...
52	James Rawls	12/11	START	START	START	START	START	XXX	START	START	START	START	START	START
54	Clive Pond	0/0	...	...	...	...	...	...	...	...	...	...	...	...
55	Jason White	0/0	...	...	...	...	...	...	...	...	...	...	...	...
56	Zakaih Saez	0/0	...	...	...	...	...	...	...	...	...	...	...	...
57	Dylan Lopez	2/0	...	XXX	...	...	...	...	...	...	...	XXX	...	...
58	Heneli Bloomfield	11/11	START	START	START	START	START	START	START	START	START	START	START	...
58	Kelze Howard	0/0	...	...	...	...	...	...	...	...	...	...	...	...
60	Marco Brewer	0/0	...	...	...	...	...	...	...	...	...	...	...	...
60	Tiger Black	0/0	...	...	...	...	...	...	...	...	...	...	...	...
61	Tanner Miller	12/12	START	START	START	START	START	START	START	START	START	START	START	START
62	Jacob Schuster	0/0	...	...	...	...	...	...	...	...	...	...	...	...
63	Luka Vincic	10/0	...	XXX	...	XXX	XXX	XXX	XXX	XXX	XXX	XXX	XXX	XXX
64	Ryan Berger	0/0	...	...	...	...	...	...	...	...	...	...	...	...
65	Thomas Schnapp	0/0	...	...	...	...	...	...	...	...	...	...	...	...
66	Grant Starck	11/4	XXX	XXX	XXX	XXX	XXX	XXX	START	XXX	START	START	...	START
67	Joshua Gray	11/11	START	START	START	START	START	START	START	START	START	START	START	...
69	Jacob Strand	5/1	XXX	XXX	XXX	...	...	...	...	...	...	XXX	...	START
70	Jake Levengood	9/9	START	START	START	START	START	START	...	START	...	...	START	START
71	Tommy Spencer	0/0	...	...	...	...	...	...	...	...	...	...	...	...
72	Zander Esty	0/0	...	...	...	...	...	...	...	...	...	...	...	...
73	Tyler Morano	5/0	XXX	XXX	...	...	...	...	...	...	...	XXX	XXX	XXX
74	Jacob Anderson	0/0	...	...	...	...	...	...	...	...	...	...	...	...
75	Taliese Fuaga	12/12	START	START	START	START	START	START	START	START	START	START	START	START
76	Ben Hartman	0/0	...	...	...	...	...	...	...	...	...	...	...	...
77	Flavio Gonzalez	6/0	...	XXX	...	...	...	XXX	XXX	...	XXX	XXX	XXX	...
78	Nathan Elu	1/0	...	...	...	...	...	...	...	...	...	XXX	...	...
79	Tyler Voltin	9/0	XXX	XXX	...	...	XXX	XXX	XXX	XXX	XXX	XXX	XXX	...
80	Trevor Pope	1/0	...	XXX	...	...	...	...	...	...	...	...	...	...
81	Jake Overman	4/1	START	XXX	XXX	XXX	...	...	...	...	...	...	...	...
82	Cory Stover	11/0	XXX	XXX	XXX	XXX	XXX	XXX	...	XXX	XXX	XXX	XXX	XXX
82	Gabe Milbourn	10/0	XXX	XXX	...	XXX	...	XXX	XXX	XXX	XXX	XXX	XXX	XXX
83	Carter Neuman	8/0	XXX	XXX	...	...	...	...	XXX	XXX	XXX	XXX	XXX	XXX
84	Jermaine Terry II	12/8	START	START	XXX	XXX	XXX	XXX	START	START	START	START	START	START
85	Cooper Jensen	0/0	...	...	...	...	...	...	...	...	...	...	...	...
86	Malik Kelley	0/0	...	...	...	...	...	...	...	...	...	...	...	...
87	Riley Sharp	12/1	XXX	XXX	XXX	START	XXX	XXX	XXX	XXX	XXX	XXX	XXX	XXX
88	Jack Velling	12/11	XXX	START	START	START	START	START	START	START	START	START	START	START
89	Bryce Caufield	12/0	XXX	XXX	XXX	XXX	XXX	XXX	XXX	XXX	XXX	XXX	XXX	XXX
90	Jojo Johnson	0/0	...	...	...	...	...	...	...	...	...	...	...	...
92	Levi Willhite	0/0	...	...	...	...	...	...	...	...	...	...	...	...



**2023-24 Oregon St. Football  
Games Played  
All games**

##	Player	GP-GS	SJSU	UCD	SDSU	WSU	Utah	Cal	UCLA	UA	CU	Stan	UW	Oregon
94	Tavis Shippen	4/0	XXX	XXX	...	...	...	...	...	XXX	...	XXX	...	...
95	Joe Golden	12/12	START	START	START	START	START	START	START	START	START	START	START	START
97	Quincy Wright	5/0	XXX	XXX	...	...	XXX	XXX	...	...	...	XXX	...	...
98	Thomas Collins	3/0	XXX	XXX	...	...	...	...	...	...	...	XXX	...	...
99	Isaac Hodgins	11/1	XXX	XXX	XXX	XXX	XXX	START	XXX	...	XXX	XXX	XXX	XXX

# 2023 OREGON STATE FOOTBALL

## BOWL RECORDS

### OREGON STATE OFFENSIVE RECORDS

#### ----- RUSHING -----

#### YARDS

	PLAYER	YARDS	ATT	OPPONENT
1.	Yvenson Bernard	177	38	Maryland (Emerald, '07)
2.	Ken Simonton	157	18	Hawai'i (O'ahu, '99)
3.	Steven Jackson	149	28	New Mexico (Las Vegas, '03)
4.	Terry Baker	137	13	Villanova (Liberty, '62)
5.	James Rodgers	115	10	Maryland (Emerald, '07)
6.	Storm Woods	118	21	Texas (Alamo, '12)
7.	Storm Woods	107	16	Boise State (Hawai'i, '13)
	Deshaun Fenwick	107	21	Florida (Las Vegas, '22)

#### TOUCHDOWNS

	PLAYER	TDs	OPPONENT
1.	Steven Jackson	4	New Mexico (Las Vegas, '03)
	Storm Woods	2	Texas (Alamo, '12)
	Ken Simonton	2	Hawai'i (O'ahu, '99)

**LONGEST RUN:** Terry Baker 99 Villanova (Liberty '62)

#### ----- PASSING -----

#### YARDS

	PLAYER	YARDS	OPPONENT
1.	Derek Anderson	358 (28 of 45)	Notre Dame (Insight, '04)
2.	Matt Moore	356 (31 of 54)	Missouri (Sun, '06)
3.	Derek Anderson	322 (21 of 32)	New Mexico (Las Vegas, '03)
4.	Derek Anderson	319 (21 of 45)	Pittsburgh (Insight.com, '02)
5.	Jonathan Smith	305 (16 of 24)	Notre Dame (Fiesta, '01)
6.	Jonathan Smith	269 (19 of 40)	Hawai'i (O'ahu, '99)
7.	Chance Nolan	263 (21 of 30)	Utah State (Los Angeles, '21)

#### TOUCHDOWNS

	PLAYER	TDs	OPPONENT
1.	Matt Moore	4	Missouri (Sun, '06)
	Derek Anderson	4	Notre Dame (Insight, '04)
3.	Jonathan Smith	3	Notre Dame (Fiesta, '01)

**LONGEST PASS:** Jonathan Smith 74 to Chad Johnson Notre Dame (Fiesta '01)

#### ----- RECEIVING -----

#### RECEPTIONS

	PLAYER	REC	YARDS	OPPONENT
1.	James Newson	10	65	Pittsburgh (Insight.com, '02)
2.	Brandin Cooks	8	60	Boise State (Hawai'i, '13)
	Damola Adeniji	8	106	BYU (Las Vegas, '09)
	Sammie Stroughter	8	87	Missouri (Sun, '06)
	Yvenson Bernard	8	69	Missouri (Sun, '06)

#### YARDS

	PLAYER	YARDS	REC	OPPONENT
1.	James Newson	165	10	Pittsburgh (Insight.com, '02)
2.	Tim Euhus	121	7	New Mexico (Las Vegas, '03)
3.	Damola Adeniji	106	8	BYU (Las Vegas, '09)
4.	Mike Hass	105	5	Notre Dame (Insight, '04)

#### TOUCHDOWNS

	PLAYER	TDs	OPPONENT
1.	Joe Newton	2	Missouri (Sun, '06)
	Joe Newton	2	Notre Dame (Insight, '04)
	Chad Johnson	2	Notre Dame (Fiesta, '01)

#### ----- SCORING -----

#### MOST FIELD GOALS MADE

	PLAYER	FGs	OPPONENT
1.	Trevor Romaine	2	Texas (Alamo, '12)
	Kirk Yliniemi	2	New Mexico (Las Vegas, '03)
	Kirk Yliniemi	2	Pittsburgh (Insight.com, '02)
	Ryan Cesca	2	Notre Dame (Fiesta, '01)
	Everett Hayes	2	Utah State (Los Angeles, '21)

#### LONGEST FIELD GOALS MADE

	PLAYER	Distance	OPPONENT
1.	Kirk Yliniemi	50	Pittsburgh (Insight.com, '02)

### OPPONENT OFFENSIVE RECORDS

#### ----- RUSHING -----

#### YARDS

	PLAYER	YARDS	ATT	TEAM
1.	Tony Temple	194	20	Missouri (Sun, '06)
2.	Mel Anthony	123	13	Michigan (Rose, '64)
3.	Calvin Tyler Jr.	120	26	Utah State (Los Angeles, '21)
4.	Brandon Miree	113	20	Pittsburgh (Insight.com, '02)
5.	Jay Ajayi	97	23	Boise State (Hawai'i, '13)

#### TOUCHDOWNS

	PLAYER	TDs	TEAM
1.	Mel Anthony	3	Michigan (Rose, '64)
2.	Tony Temple	2	Missouri (Sun, '06)
	Collins Hagler	2	Iowa (Rose, '56)

**LONGEST RUN:** Mel Anthony 84 Michigan (Rose '64)

#### ----- PASSING -----

#### YARDS

	PLAYER	YARDS	TEAM
1.	Grant Hedrick	382 (32 of 44)	Boise State (Hawai'i, '13)
2.	Chase Daniel	330 (16 of 29)	Missouri (Sun, '06)
3.	Dan Robinson	266 (23 of 40)	Hawai'i (O'ahu, '99)

#### TOUCHDOWNS

	PLAYER	TDs	TEAM
1.	Max Hall	3	BYU (Las Vegas, '09)
2.	6 tied most recent		
	Cooper Legas	2	Utah State (Los Angeles, '21)

**LONGEST PASS:** Grant Hedrick 85 to Matt Miller Boise State (Hawai'i, '13)

#### ----- RECEIVING -----

#### RECEPTIONS

	PLAYER	REC	YARDS	TEAM
1.	Matt Miller	11	205	Boise State (Hawai'i, '13)
2.	Jaxon Shipley	8	88	Texas (Alamo, '12)
3.	Kirby Moore	7	74	Boise State (Hawai'i, '13)

#### YARDS

	PLAYER	YARDS	REC	TEAM
1.	Matt Miller	205	11	Boise State (Hawai'i, '13)
2.	Deven Thompkins	115	6	Utah State (Los Angeles, '21)
3.	Darrius Heyward-Bey	99	3	Maryland (Emerald, '07)
4.	Jeff Samardzija	89	5	Notre Dame (Insight, '04)
5.	Jaxon Shipley	88	8	Texas (Alamo, '12)
	Larry Fitzgerald	88	5	Pittsburgh (Insight.com, '02)

#### TOUCHDOWNS

	PLAYER	TDs	TEAM
1.	Channon Harris	2	Hawai'i (O'ahu, '99)

#### ----- SCORING -----

#### MOST FIELD GOALS MADE

	PLAYER	FGs	TEAM
1.	Dan Goodale	3	Boise State (Hawai'i, '13)
	Eric Hannum	3	Hawai'i (O'ahu, '99)

#### LONGEST FIELD GOALS MADE

	PLAYER	Distance	TEAM
1.	David Abdul	45	Pittsburgh (Insight.com, '02)

# 2023 OREGON STATE FOOTBALL

## BOWL RECORDS

### OREGON STATE DEFENSIVE RECORDS

#### ----- TACKLES -----

PLAYER	Tackles	OPPONENT
1. Jabral Johnson	12	Boise State (Hawai'i, '13)
2. Tyrequek Zimmerman	11	Boise State (Hawai'i, '13)
Michael Doctor	11	Texas (Alamo, '12)
Victor Butler	11	Pittsburgh (Sun, '08)
Kyrei Fisher-Morris	11	Florida (Las Vegas, '22)
6. Sean Martin	10	Boise State (Hawai'i, '13)
Rashaad Reynolds	10	Boise State (Hawai'i, '13)
David Pa'aluhi	10	BYU (Las Vegas, '09)
Trent Bray	10	Notre Dame (Insight, '04)
Kyrei Fisher	10	Utah State (Los Angeles, '21)

#### ----- TACKLES-FOR-LOSS -----

PLAYER	TFLs	OPPONENT
1. Victor Butler	5.0	Pittsburgh (Sun, '08)
2. Scott Crichton	3.0	Boise State (Hawai'i, '13)
Joey LaRocque	3.0	Missouri (Sun, '06)
Trent Bray	3.0	New Mexico (Las Vegas, '03)
Bill Swancutt	3.0	New Mexico (Las Vegas, '03)
Kyrei Fisher-Morris	3.0	Florida (Las Vegas, '22)

#### ----- SACKS -----

PLAYER	Sacks	OPPONENT
1. Victor Butler	4.0	Pittsburgh (Sun, '08)
2. Noah Happe	2.0	Pittsburgh (Insight.com, '02)
LaDairus Jackson	2.0	Notre Dame (Fiesta, '01)
Andrzej Hughes-Murray	2.0	Utah State (Los Angeles, '21)
5. Dwan Edwards	1.5	New Mexico (Las Vegas, '03)
Chaz Scott	1.5	New Mexico (Las Vegas, '03)
Bill Swancutt	1.5	New Mexico (Las Vegas, '03)
Bill Swancutt	1.5	Pittsburgh (Insight.com, '02)
Keonte Schad	1.5	Utah State (Los Angeles, '21)

#### ----- INTERCEPTIONS -----

PLAYER	INTs	OPPONENT
1. Several times, most recently by: Akili Arnold, Kitan Oladapo	1	Utah State (Los Angeles, '21)

#### ----- FORCED FUMBLES -----

PLAYER	FFs	OPPONENT
1. Several times, most recently by: Jaydon Grant	1	Utah State (Los Angeles, '21)

#### ----- FUMBLE RECOVERIES -----

PLAYER	FRs	OPPONENT
1. Rashaad Reynolds	2	Boise State (Hawai'i, '13)

#### ----- BLOCKED KICKS -----

PLAYER	Blks	OPPONENT
1. Scott Crichton	1	Texas (Alamo, '12)
James Dockery	1	BYU (Las Vegas, '09)
Derrick Doggett	1	Notre Dame (Insight, '04)
Jack Colletto	1	Florida (Las Vegas, '22)

### OPPONENT DEFENSIVE RECORDS

#### ----- TACKLES -----

PLAYER	Tackles	TEAM
1. J.J. Justice	13	Maryland (Emerald, '07)
2. Darnell Terrell	12	Missouri (Sun, '06)
3. Austin Ransom	11	Pittsburgh (Sun, '08)
Scott McKillop	11	Pittsburgh (Sun, '08)
Erin Henderson	11	Maryland (Emerald, '07)
6. Jeremy Ioane	10	Boise State (Hawai'i, '13)
Mykkele Thompson	10	Texas (Alamo, '12)

#### ----- TACKLES-FOR-LOSS -----

PLAYER	TFLs	TEAM
1. Alex Okafor	5.0	Texas (Alamo, '12)
Nick Heninger	5.0	Utah State (Los Angeles, '21)
3. Claude Harriott	4.0	Pittsburgh (Insight.com, '02)
4. Zach Rupp	3.0	New Mexico (Las Vegas, '03)
Gerald Hayes	3.0	Pittsburgh (Insight.com, '02)
Brian Guzek	3.0	Pittsburgh (Insight.com, '02)
Anthony Denman	3.0	Notre Dame (Fiesta, '01)

#### ----- SACKS -----

PLAYER	Sacks	TEAM
1. Alex Okafor	4.5	Texas (Alamo, '12)
2. Nick Heninger	3.0	Utah State (Los Angeles, '21)
3. Greg Romeus	2.0	Pittsburgh (Sun, '08)
Trey Covington	2.0	Maryland (Emerald, '07)
Moise Fokou	2.0	Maryland (Emerald, '07)
Adrian Moten	2.0	Maryland (Emerald, '07)
Kyle Budinscak	2.0	Notre Dame (Insight, '04)
Claude Harriott	2.0	Pittsburgh (Insight.com, '02)

#### ----- INTERCEPTIONS -----

PLAYER	INTs	TEAM
1. Several times, most recently by: Hunter Reynolds	1	Utah State (Los Angeles, '21)

#### ----- FORCED FUMBLES -----

PLAYER	FFs	TEAM
1. Several times, most recently by: Justin Rice	1	Utah State (Los Angeles, '21)

#### ----- FUMBLE RECOVERIES -----

PLAYER	FRs	TEAM
1. Several times, most recently by: AJ Vongphachanh	1	Utah State (Los Angeles, '21)

#### ----- BLOCKED KICKS -----

PLAYER	Blks	TEAM
1. Jerome Collins	1	Notre Dame (Insight, '04)
Jonathan Kauka	1	Hawai'i (O'ahu, '99)
Jordan Young	1	Florida (Las Vegas, '22)



# 2023 OREGON STATE FOOTBALL

## BOWL RECORDS

### OREGON STATE TEAM RECORDS

#### ----- POINTS SCORED -----

	PTS	OPPONENT
1.	55	New Mexico (Las Vegas, '03)
2.	41	Notre Dame (Fiesta, '01)
3.	39	Missouri (Sun, '06)
4.	38	Boise State (Hawaii, '13)
	38	Notre Dame (Insight, '04)

#### ----- POINTS SCORED BY QUARTER -----

	PTS	OPPONENT
1st	17	Boise State (Hawaii, '13)
	17	New Mexico (Las Vegas, '03)
	14	Missouri (Sun, '06)
	14	Notre Dame (Insight, '04)
2nd	14	New Mexico (Las Vegas, '03)
	10	Texas (Alamo, '12)
	29	Notre Dame (Fiesta, '01)
3rd	13	Duke (Rose, '42)
	13	Florida (Las Vegas, '22)
	10	New Mexico (Las Vegas, '03)
	18	Missouri (Sun, '06)
4th	14	Notre Dame (Insight, '04)
	14	New Mexico (Las Vegas, '03)
	13	BYU (Las Vegas, '09)

#### ----- FIRST DOWNS -----

	1st Downs	OPPONENT
1.	30	Missouri (Sun, '06)
2.	29	New Mexico (Las Vegas, '03)
3.	24	Maryland (Emerald, '07)
	24	Hawaii (O'ahu, '99)
	24	Florida (Las Vegas, '22)

#### ----- RUSHING YARDS -----

	Yards	OPPONENT
1.	275	Maryland (Emerald, '07)
2.	209	Hawaii (O'ahu, '99)
3.	195	Boise State (Hawaii, '13)
4.	176	Villanova (Liberty, '62)
5.	166	Iowa (Rose, '57)

#### ----- PASSING YARDS -----

	Yards	OPPONENT
1.	386	New Mexico (Las Vegas, '03)
2.	358	Notre Dame (Insight, '04)
3.	356	Missouri (Sun, '06)
4.	319	Pittsburgh (Insight.com, '02)
	319	Notre Dame (Fiesta, '01)

#### ----- TOTAL YARDS -----

	Yards	OPPONENT
1.	540	New Mexico (Las Vegas, '03)
2.	457	Missouri (Sun, '06)
3.	454	Boise State (Hawaii, '13)
4.	446	Notre Dame (Fiesta, '01)
5.	438	Hawaii (O'ahu, '99)

#### ----- MOST TURNOVERS FORCED -----

	TOs	OPPONENT
1.	3	Notre Dame (Fiesta, '01)
	3	Utah State (Los Angeles, '21)
		Several times, most recently by:
2.	2	Texas (Alamo, '12)

#### ----- MOST PUNTS -----

	Punts	OPPONENT
1.	10	Pittsburgh (Sun, '08)
2.	6	Pittsburgh (Insight.com, '02)
	6	Hawaii (O'ahu, '99)

#### ----- MOST QUARTERBACK SACKS -----

	Sacks	OPPONENT
1.	5	Boise State (Hawaii, '13)

### OPPONENT TEAM RECORDS

#### ----- POINTS SCORED -----

	PTS	TEAM
1.	44	BYU (Las Vegas, '09)
2.	38	Missouri (Sun, '06)
	38	Pittsburgh (Insight.com, '02)
4.	35	Iowa (Rose, '57)
5.	34	Michigan (Rose, '64)

#### ----- POINTS SCORED BY QUARTER -----

	PTS	TEAM
1st	14	BYU (Las Vegas, '09)
	14	Maryland (Emerald, '07)
	14	Iowa (Rose, '57)
	14	Utah State (Los Angeles, '21)
2nd	12	Michigan (Rose, '64)
	10	Missouri (Sun, '06)
	10	Hawaii (O'ahu, '99)
	15	Michigan (Rose, '64)
3rd	14	Missouri (Sun, '06)
	10	Hawaii (O'ahu, '99)
	10	Utah State (Los Angeles, '21)
	14	Texas (Alamo, '12)
4th	14	BYU (Las Vegas, '09)
	10	Boise State (Hawaii, '13)
	10	Pittsburgh (Insight.com, '02)
	14	

#### ----- FIRST DOWNS -----

	1st Downs	TEAM
1.	28	Boise State (Hawaii, '13)
2.	27	Utah State (Los Angeles, '21)
2.	21	Missouri (Sun, '06)
	21	Pittsburgh (Insight.com, '02)
	21	Hawaii (O'ahu, '99)

#### ----- RUSHING YARDS -----

	Yards	TEAM
1.	332	Michigan (Rose, '64)
2.	302	Iowa (Rose, '57)
3.	246	Villanova (Liberty, '62)
4.	202	Missouri (Sun, '06)
5.	156	Boise State (Hawaii, '13)

#### ----- PASSING YARDS -----

	Yards	TEAM
1.	382	Boise State (Hawaii, '13)
2.	359	Missouri (Sun, '06)

#### ----- TOTAL YARDS -----

	Yards	TEAM
1.	561	Missouri (Sun, '06)
2.	538	Boise State (Hawaii, '13)
3.	415	Michigan (Rose, '64)
4.	409	Iowa (Rose, '57)

#### ----- MOST TURNOVERS FORCED -----

	TOs	TEAM
1.	3	BYU (Las Vegas, '09)
	3	Pittsburgh (Sun, '08)
	3	Maryland (Emerald, '07)

#### ----- MOST PUNTS -----

	Punts	TEAM
1.	10	Pittsburgh (Sun, '08)
	10	New Mexico (Las Vegas, '03)
3.	8	Notre Dame (Insight, '04)

#### ----- MOST QUARTERBACK SACKS -----

	Sacks	TEAM
1.	10	Texas (Alamo, '12)
2.	6	Hawaii (O'ahu, '99)

### ----- BOWL MVPS -----

BOWL (YEAR)	MVP	POS.	AWARD
<b>Rose, 1942</b>	Don Durdan	Back	MVP
<b>O'ahu, 1999</b>	Ken Simonton	RB	MVP for OSU
<b>Fiesta, 2001</b>	Darnell Robinson	LB	Defensive MVP
	Jonathan Smith	QB	Offensive MVP
<b>Las Vegas, 2003</b>	Steven Jackson	RB	MVP
<b>Insight, 2004</b>	Trent Bray	LB	Defensive MVP
	Derek Anderson	QB	Offensive MVP
<b>Sun, 2006</b>	Matt Moore	QB	MVP
<b>Emerald, 2007</b>	Yvenson Bernard	RB	Offensive MVP
	Derrick Doggett	LB	Defensive MVP
<b>Sun, 2008</b>	Victor Butler	DE	MVP
	Johnny Hekker	P	Special Teams
<b>Hawaii, 2013</b>	Rashaad Reynolds	CB	MVP
<b>Las Vegas, 2022</b>	Ben Gulbranson	QB	MVP

2022 — SRS DISTRIBUTION LAS VEGAS BOWL — OREGON STATE VS. FLORIDA

FLORIDA  
OREGON STATE

3  
30

Allegiant Stadium  
Las Vegas, Nev. • Dec. 17, 2022

Weather — Indoors

**LAS VEGAS** – The 14th-ranked Oregon State Beavers defeated Florida, 30-3, in the SRS Distribution Las Vegas Bowl to cap a 10-3 campaign. For the third time in program history, the Beavers (10-3, 6-3) have won their 10th game in a season.

Ben Gulbranson threw for 165 yards and a score, completed 12-of-19 passes and ran for another 15 yards and a score on the ground. Deshaun Fenwick led the rushing attack with 107 yards on 21 carries. Jam Griffin and Tyjon Lindsey each added a rushing touchdown.

Kyrei Fisher-Morris led the defense with 11 tackles – including seven solo stops, three for loss and a sack. Jaden Robinson and Omar Speights combined for 13.0 total stops, including Robinson's five solo tackles. Alex Austin and Ryan Cooper Jr. each registered a pass breakup to stifle Florida's passing game.

The Beavers found the scoreboard first following an eight play, 65-yard drive that was capped off by a Tyjon Lindsey rush for eight yards for the 7-0 advantage. Jaden Robinson and Omar Speights combined for 13.0 total stops, including Robinson's five solo tackles. Alex Austin and Ryan Cooper Jr. each registered a pass breakup to stifle Florida's passing game.

After keeping the Gators off the board on downs, Oregon State added to the lead after a 59-yard drive set up a 27-yard score from Everett Hayes to make it a 10-0 affair with 4:32 left in the second. The Beaver defense kept the opposition off the board twice to keep the score intact going into the break.

An 11-yard rush by Colletto off a Beaver fake punt set the offense with their second touchdown of the day on the second half's opening drive. Gulbranson found Golden between a pair of Florida defenders for the 15-yard connection to add seven to lead following Hayes' PAT. On the ensuing drive – set up by a punt blocked by Colletto – Gulbranson sprinted seven yards to the endzone for his second score.

Fenwick stretched the lead even further when he found the endzone from two yards out to make it a 29-0 ballgame before Atticus Sappington connected on the PAT to make it 30. The Beavers chewed off 6:33 from the clock and went 98 yards on 33 plays.

Oregon State previously won 10 games in the 2000 and 2006 seasons.

SCORING SUMMARY

	1	2	3	4	-	F
FLORIDA	0	0	0	3	-	3
OREGON STATE	7	3	13	7	-	30

1st Quarter

2:10 **OSU** Lindsey 8 yd rush (Hayes kick), 8-65, 3:39

2nd Quarter

4:32 **OSU** Hayes 27 yd field goal, 9-59, 5:20

3rd Quarter

10:20 **OSU** Bolden 15 yd pass from Gulbranson (Hayes kick), 10-64, 4:33

8:44 **OSU** Gulbranson 7 yd rush (Hayes kick missed), 3-7, 0:25

4th Quarter

13:02 **OSU** Griffin 2 yd rush (Hayes kick), 13-98, 6:33

0:37 **FLA** Mihalek 40 yd field goal, 12-64, 5:14

Attendance: 29,750

TEAM STATISTICS

	FLA	OSU
First Downs	13	24
Rushing	3	11
Passing	9	10
Penalty	1	3
Net Rushing	39	164
Net Passing	180	189
Pass Attempts	22	26
Pass Comp.	13	17
Pass INT	0	0
Total Offense	219	353
Offensive Plays	55	65
Fumbles-Lost	2-0	0-0
Penalties-Yards	11-82	7-50
Punts-Yards	5-226	3-166
Punt Returns-Yards	1-1	2-13
Kickoff Returns-Yards	4-91	1-26
Possession Time	30:25	29:35
3rd Down Conversions	5-14	7-12
4th Down Conversions	0-2	1-1
Red Zone Scores-Chances	1-2	5-6
Touchdowns	0-2	4-6
Field Goals	1-2	1-6
Sacks by - Yards	2-23	4-24
Points off turnovers	0	0

INDIVIDUAL STATISTICS

**RUSHING:** Florida-Etienne, Trevor 8-14; Johnson Jr., Montrell 11-14; Miller III, Jack 13-13; Pearsall, Ricky 1-minus-2.

**Oregon State**-Fenwick, Deshaun 21-107; Colletto, Jack 2-17; Gulbranson, Ben 5-15; Irish, Jesiah 2-15; Martinez, Damien 3-12; Lindsey, Tyjon 1-8; Griffin, Jam 2-2; Shannon, Kanoa 1-2; TEAM 1-minus-2; Gebbia, Tristan 1-minus-12.

**PASSING:** Florida-Miller III, Jack 13-22-0-180.

**Oregon State**-Gulbranson, Ben 12-19-0-165; Gebbia, Tristan 5-6-0-24; Lindsey, Tyjon 0-1-0-0.

**RECEIVING:** Florida-Pearsall, Ricky 4-65; Chiaokhiao-Bowman, Thai 2-53; Douglas, Caleb 2-25; Odom, Jonathan 2-24; Frazier, Ja'Quavion 1-10; Etienne, Trevor 1-9; Johnson Jr., Montrell 1-minus-6.

**Oregon State**-Bolden, Silas 6-99; Dunmore, John 5-42; Velling, Jack 2-21; Lindsey, Tyjon 2-7; Newell, Isaiah 1-11; Irish, Jesiah 1-9.

**INTERCEPTIONS:** Florida-None.

**Oregon State**-None.

**SACKS (UA-A):** Florida-Wingo, Derek 1.0-1.2; Umanmielen, Princely 1.0-1.1.

**Oregon State**-Chatfield, Andrew 1.0-1.0; Fisher-Morris, Kyrei 1.0-0.9; Robinson, Jaden 1.0-5; Lolohea, Sione 1.0-0.

**TACKLES (UA-A):** Florida-Torrence II, Rashad 4-4; Wingo, Derek 4-4; Burney, Amari 3-5; James, Shemar 4-3; Wilson, Kamari 4-2; Dexter Sr., Gervon 1-4; Dean III, Trey 3-1; Young, Jordan 1-3; Perkins, Jadarrius 2-0; Boone, Justus 1-1; McClellan, Chris 1-1; Watson, Desmond 0-2; Powell-Ryland Jr., Antwan 0-2; Marshall Jr., Jason 0-2; Umanmielen, Princely 1-0; Hill, Jaydon 1-0; Williams, Scooby 1-0; Pyburn, Jack 1-0; Sapp, Tyreek 0-1; Mitchell, Miguel 0-1; Pouncey, Jordan 0-1; Lyons, Jamari 0-1.

**Oregon State**-Fisher-Morris, Kyrei 7-4; Robinson, Jaden 5-2; Speights, Omar 1-5; Cooper Jr., Ryan 4-1; Gladapo, Kitan 2-3; Lolohea, Sione 2-3; Austin, Alex 3-1; Grant, Jaydon 2-2; Colletto, Jack 1-3; Rawls, James 2-0; Miller, John 2-0; Chatfield, Andrew 1-1; Thomas, Skyler 1-0; Hodgins, Isaac 1-0; Overman, Jake 1-0; Russell, Wynston 1-0; Stover, Cory 0-1; Sharp, Riley 0-1; Anderson, Cody 0-1; Sandberg, Simon 0-1.



2022 SRS DISTRIBUTION LAS VEGAS BOWL ROSTER

0	Arnold, Akili	DB	10	Chatfield Jr., Andrew	OLB	24	Haines, Gavin	RB	38	Loecher, Luke	P	56	Sharp, Riley	OLB	78	Elu, Nathan	OL
0	Harrison, Tre'Shaun	WR	12	Colletto, Jack	ILB	24	Kane, Jack	DB	39	McCormick, Josh	K	57	Lopez, Dylan	OL	79	Voltin, Tyler	WR
1	Lindsey, Tyjon	WR	13	Irish, Jesiah	WR	25	Newell, Isaiah	RB	40	Erhart, Michael	ILB	58	Bloomfield, Heneli	OL	80	Pope, Trevor	OL
1	Speights, Omar	ILB	13	Swen, Joe	DB	26	Drummer, Jhae	DB	41	Allen, Jontae	ILB	60	Brewer, Marco	OL	81	Overman, Jake	TE
2	Gould, Anthony	WR	14	Dunmore, John	WR	27	Munyagi Jr., Rweha	WR	42	Parrrella, Jake	OLB	61	Miller, Tanner	OL	82	Milbourn, Gabe	TE
2	Wright, Rejzohn	DB	14	Shaw, Kord	ILB	27	Thomas, Noble	DB	43	Hickle, Takari	DL	62	Quillin, Joe	OL	82	Stover, Cory	DLB
3	Gebbia, Tristan	QB	15	Montiel, Dom	QB	28	Oladaipo, Kitan	DB	44	Phillips, Porter	ILB	63	Vincio, Luka	OL	83	Neuman, Carter	TE
3	Grant, Jaydon	DB	15	Mason Jr., Sam	DB	28	Walker, Trent	WR	45	Saluni, Semisi	DL	65	Johnson, Andrew	OL	84	Velling, Jack	TE
4	Robinson, Jaden	DB	16	Mack Jr., Carlos	DB	29	Brownholtz, Cade	DLB	46	Bruener, Braydon	ILB	67	Gray, Joshua	OL	86	Kelley, Malik	TE
4	Throckmorton, Travis	QB	16	Valsin III, Jimmy	WR	29	Shannon, Kanoa	RB	47	Blake, Tyree	ILB	68	Kipper, Brandon	OL	87	Byrne, J.T.	TE
5	Austin, Alex	DB	17	Gulbranson, Ben	QB	30	Johnson, Josiah	DB	48	Black, Dylan	LS	69	Strand, Jacob	OL	88	Musgrave, Luke	TE
5	Fenwick, Deshaun	RB	17	Riley, Johnathan	DB	31	Malaki-Donaldson,		49	Meholovitch, Connor	LS	70	Levengood, Jake	OL	89	Caufield, Bryce	TE
6	Martinez, Damien	RB	18	Massey, Ian	DB		Mathias	DLB	52	Holmes, Zach	OL	71	Spencer, Tommy	OL	90	Lolohea, Sione	DL
6	McCartan, John	OLB	18	Noga, Jeremiah	WR	32	Jordan IV, Melvin	ILB	52	Rawls, James	DL	72	Suing, Nick	OL	92	Wright, Jake	DL
7	Bolden, Silas	WR	19	Thomas, Skyler	DB	33	Hogan, Peyton	LS	53	Balestrieri, Marco	OL	73	Morano, Tyler	OL	94	Shippen, Tavis	DL
7	Julian, Alton	DB	20	Miller, John	ILB	34	Reichle, Jake	RB	54	McHarg, Campbell	OL	74	Espinosa, Brian	OL	95	Golden, Joe	DL
8	Fisher-Morris, Kyrei	ILB	21	Lowe, Trey	RB	34	Walker, Max	P	55	Mascarenas-Arnold,		75	Fuaga, Taliiese	OL	96	Sandberg, Simon	DL
8	Griffin, Jam	RB	22	Russell, Wynston	DB	35	Hayes, Everett	K		Easton	ILB	76	Sio, Thomas	OL	97	Wright, Quincy	DL
9	Franke, Ryan	OLB	23	Cooper Jr., Ryan	DB	36	Sappington, Atticus	K	55	White, Jason	OL	77	Fa'amoe, Omarion	DL	98	Anderson, Cody	DL
9	Tongue, Makiya	WR	23	Riney, Walker	WR	37	Green, Josh	P	56	Ferenczi, Jacob	OL	77	Gonzalez, Flavio	OL	99	Hodgins, Isaac	DL

2021 — JIMMY KIMMEL LOS ANGELES BOWL — OREGON STATE VS. UTAH STATE

UTAH STATE  
OREGON STATE

24  
13

SoFi Stadium  
Inglewood, Calif. • Dec. 18, 2021

Weather — 62 degrees; Sunny

**INGLEWOOD, Calif.** — The Oregon State football team ended its 2021 season with a 24-13 defeat to Utah State at the Jimmy Kimmel LA Bowl in Los Angeles.

The Beavers ended the season with a record of 7-6, making their first bowl appearance since 2013.

B.J. Baylor rushed for 78 yards in the game. Chance Nolan completed 22 of 30 passes for 263 yards, and added a 19-yard rush to his day.

Luke Musgrave had three catches for 44 yards, while Tre'Shaun Harrison had four catches for 39.

Kyrei Fisher led the Beavers with 10 tackles, followed by Omar Speights with nine. Jaydon Grant and Keonte Schad had eight tackles apiece.

Akili Arnold and Kitan Oladapo both came up with interceptions in the contest.

Oregon State struck early, finding the endzone after just three offensive plays, capping a 52-second drive with a 20-yard Jesiah Irish touchdown. Arnold came up with an interception later in the first quarter, as the Beavers ended the period in front 7-0.

Utah State leveled the scored with a touchdown early in the second, before Everett Hayes put the Beavers back on top with a 37-yard field goal. The Aggies tacked on another touchdown to head to the intermission in front 14-10.

USU extended the advantage to 14 in the third quarter. Hayes punched through his second field goal of the game to get the Beavers back within 11 early in the fourth quarter. The Aggies held on from there to take the win.



SCORING SUMMARY

	1	2	3	4	-	F
UTAH STATE	0	14	0	0	-	24
OREGON STATE	7	3	0	3	-	13

1st Quarter

14:02 **OSU** Irish 20 yd rush (Hayes kick), 3-71, 0:52

2nd Quarter

14:42 **USU** Thompkins 62 yd pass from Legas (Coles kick), 1-62, 0:09  
8:40 **OSU** Hayes 37 yd field goal, 13-66, 5:56  
4:24 **USU** Tyler Jr. 15 yd rush (Coles kick), 11-85, 4:10

3rd Quarter

10:05 **USU** Coles 25 yd field goal, 13-67, 4:55  
3:49 **USU** Bowling 5 yd pass from Legas (Coles kick), 9-74, 3:06

4th Quarter

13:35 **OSU** Hayes 34 yd field goal, 12-59, 5:14


Attendance: 29,896

TEAM STATISTICS

	USU	OSU
First Downs	27	23
Rushing	9	11
Passing	12	10
Penalty	6	2
Net Rushing	110	152
Net Passing	273	263
Pass Attempts	31	30
Pass Comp.	18	21
Pass INT	2	1
Total Offense	383	415
Offensive Plays	75	66
Fumbles-Lost	1-1	1-1
Penalties-Yards	5-46	13-91
Punts-Yards	4-164	3-123
Punt Returns-Yards	2-3	2-0
Kickoff Returns-Yards	3-61	4-77
Possession Time	29:26	30:34
3rd Down Conversions	5-12	4-12
4th Down Conversions	0-0	0-2
Red Zone Scores-Chances	3-4	3-3
Touchdowns	2-4	1-3
Field Goals	1-4	2-3
Sacks by - Yards	4-33	4-16
Points off turnovers	0	0

INDIVIDUAL STATISTICS

**RUSHING: Utah State**-Tyler Jr., Calvin 26-120; Noa, Eleyon 6-22; Bonner, Logan 1-0; Legas, Cooper 7-minus 10; Scarver, Savon 1-minus 10; TEAM 3-minus 12.  
**Oregon State**-Baylor, B.J. 18-78; Lowe, Trey 5-29; Irish, Jesiah 2-26; Gould, Anthony 1-10; Colletto, Jack 1-8; Nolan, Chance 8-3; Flemings, Champ 1-minus 2.  
**PASSING: Utah State**-Legas, Cooper 11-20-21-17; Bonner, Logan 6-10-1-68; Wright, Derek 1-1-0-34.  
**Oregon State**-Nolan, Chance 21-30-1-263.  
**RECEIVING: Utah State**-Thompkins, Deven 6-115; Bowling, Brandon 4-51; Wright, Derek 3-33; Terrell, Carson 2-25; Legas, Cooper 1-34; Noa, Eleyon 1-1; McGriff, Justin 1-4.  
**Oregon State**-Harrison, Tre'Shaun 4-55; Musgrave 3-44; Quitoriano, Teagan 3-36; Bradford, Trevon 2-25; Baylor, B.J. 2-22; Gould, Anthony 2-17; Bolden, Silas 2-11; Beason, Zeriaah 1-38; Lowe, Trey 1-11; Flemings, Champ 1-3  
**INTERCEPTIONS: Utah State**-Reynolds, Hunter 1-0.  
**Oregon State**-Arnold, Akili 1-0; Oladapo, Kitan 1-0.  
**SACKS (UA-A): Utah State**-Heninger, Nick 3.0-22; Motu'apuaka, Hale 1.0-11.  
**Oregon State**-Hughes-Murray, Andrzej 2.0-7; Schad, Keonte 1.5-7; Grant, Jaydon 0.5-2  
**TACKLES (UA-A): Utah State**-Rice, Justin 4-5; Bond, Shaq 5-2; Gilliam, Cash 7-0; Carter, Ajani 4-3; Heninger, Nick 5-2; Lampkin, Cam 3-3; Grayson, Andre 2-2; Meitzenheimer, Kevin 3-1; Vaughns, Bryon 1-2; Maille, Kina 2-1; Moore, Marcus 1-2; Bannerman, Jaylin 2-0; Vongphachanh, AJ 1-1; Anyanwu, Michael 1-1; Reynolds, Hunter 1-1; Nance, Jamie 0-1; Smith, Jaden 1-0; Paea, Philip 1-1; Motu'apuaka, Hale 1-0.  
**Oregon State**-Fisher, Kyrei 1-9; Speights, Omar 6-3; Grant, Jaydon 4-4; Schad, Keonte 2-6; Hughes-Murray, Andrzej 3-4; Oladapo, Kitan 3-3; Arnold, Akili 2-4; Wright, Rejohn 3-2; Sandberg, Simon 2-3; Sharp, Riley 2-3; Mascarenas, Easton 2-2; Austin, Alex 1-2; Rawls, James 1-0; Thomas, Skyler 1-0; Irish, Jesiah 1-0; Stover, Cory 1-0; Colletto, Jack 0-1; Gould, Anthony 0-1; Brownholtz, Cade 0-1.



2021 JIMMY KIMMEL LOS ANGELES BOWL ROSTER

41	Allen, Jontae	ILB	14	Dunmore, John	WR	33	Hogan, Peyton	LS	55	Mascarenas, Easton	ILB	62	Quillin, Joe	OL	45	Taufa'asau, Ralph	TE
98	Anderson, Cody	DL	64	Eldridge, Nathan	OL	52	Holmes, Zach	OL	18	Massey, Ian	DB	84	Quitoniano, Teagan	TE	19	Thomas, Skyler	DB
0	Arnold, Akili	DB	40	Erhart, Michael	ILB	42	Horton, Logan	RB	6	McCartan, John	OLB	52	Rawls, James	DL	25	Thomas, Tyeson	DB
5	Austin, Alex	DB	74	Espinosa, Brian	DL	19	Huchingson, Brady	QB	39	McCormick, Josh	K	91	Reichner, Jeromy	DL	9	Tongue, Makiya	WR
53	Balestrieri, Marco	OL	77	Fa'amoe, Omarion	DL	2	Hughes-Murray, Andrzej	OLB	82	Milbourn, Gabe	TE	17	Riley, Johnathan	DB	16	Valslin III, Jimmy	WR
4	Baylor, B.J.	RB	5	Fenwick, Deshaun	RB	13	Irish, Jesiah	WR	20	Miller, John	ILB	34	Roberts, Avery	ILB	7	Vidlak, Sam	QB
18	Beason, Zeriaah	WR	56	Ferenczi, Jacob	OL	27	Jenkins Jr., Joe	DB	61	Miller, Tanner	OL	4	Robinson, Jaden	DB	79	Voltin, Tyler	OL
48	Black, Dylan	LS	10	Fisher, Kyrei	ILB	30	Johnson, Josiah	DB	26	Moananu, Koby	WR	22	Russell, Wynston	DB	14	Walling, Junior	ILB
14	Blair, Jake	QB	2	Flemings, Champ	WR	8	Jones, Elijah	DB	73	Morano, Tyler	OL	45	Saluni, Semisi	OLB	28	Walker, Trent	WR
58	Bloomfield, Heneli	OL	9	Franke, Ryan	OLB	7	Julian, Alton	DB	27	Munyagi Jr., Rweha	WR	96	Sandberg, Simon	DL	55	White, Jason	OL
22	Bolden, Silas	WR	75	Fuaga, Taliiese	DL	54	Kady, Shane	OLB	88	Musgrave, Luke	TE	36	Sappington, Atticus	K	92	Wright, Jake	DL
31	Bowman, Joe	K	3	Gebbia, Tristan	QB	24	Kane, Jack	DB	78	Napierkowski, Dakota	OL	32	Schad, Keonte	DL	1	Wright, Rejohn	DB
8	Bradford, Trevon	WR	15	Gould, Anthony	WR	86	Kelley, Malik	TE	83	Neuman, Carter	TE	53	Seumalo, Noah	ILB			
60	Brewer, Marco	OL	3	Grant, Jaydon	DB	69	Keobounnam, Nous	OL	25	Newell, Isaiah	RB	29	Shannon, Kanoa	RB			
89	Briski, Sebastian	DL	67	Gray, Joshua	DL	68	Kipper, Brandon	OL	31	Nithalangsy, Brian	DB	56	Sharp, Riley	OLB			
29	Brownholtz, Cade	OLB	37	Green, Josh	P	46	Landes, Cameron	LS	20	Noga, Jeremiah	WR	94	Shippin, Tavis	DL			
50	Buckles, Henry	OL	17	Gulbranson, Ben	QB	70	Levorgood, Jake	OL	10	Nolan, Chance	QB	97	Skelton, Alexander	DL			
87	Byrne, J.T.	TE	15	Gumbs, Addison	OLB	1	Lindsey, Tjyon	WR	6	Noyer, Sam	QB	76	Sio, Thomas	DL			
89	Caufield, Bryce	TE	24	Haines, Gavin	RB	38	Loecher, Luke	P	28	Oladapo, Kitan	DB	63	Sorensen, Korbin	OL			
10	Chatfield Jr., Andrew	OLB	21	Hardge III, Ron	DB	90	Lolohea, Sione	DL	81	Overman, Jake	TE	36	Speights, Omar	ILB			
12	Colletto, Jack	ILB	0	Harrison, Tre'Shaun	WR	21	Lowe, Trey	RB	42	Parrrella, Jake	OLB	85	Spencer, Tommy	TE			
13	Collins, Damiir	RB	35	Hayes, Everett	K	16	Madison, Arnez	DB	44	Phillips, Porter	ILB	82	Stover, Cory	OLB			
66	Darling, Cooper	OL	99	Hodgins, Isaac	DL	23	Martin III, Fred	DB	80	Pope, Trevor	WR	72	Suing, Nick	OL			

2013 — SHERATON HAWAII BOWL — OREGON STATE VS. BOISE STATE

OREGON STATE  
BOISE STATE

38  
23

Aloha Stadium  
Honolulu, Hawaii • Dec. 24, 2013

Weather — 81 degrees; Wind 14 mph NE; 58% Humidity

HONOLULU, Hawaii — Rashaad Reynolds returned

two fumbles for touchdowns and the Oregon State offense racked up 454 yards to pace the Beavers to a 38-23 win over Boise State at the 2013 Sheraton Hawaii Bowl.

The Beavers took the early lead taking a 31-6 advantage into halftime. That was due in large part to the Beavers' defense, which forced two fumbles. Both were returned by Reynolds, who, in his last collegiate game, collected 10 tackles amongst the two fumble returns.

The first fumble return came with OSU up 10-3 in the first quarter after a touchdown reception by Brandin Cooks and field goal by Trevor Romaine. Scott Crichton sacked Boise State quarterback Grant Hedrick, forcing a fumble, which enabled Reynolds to pick the ball up at the Broncos' 3-yard line and make it to the end zone with ease, upping the Beavers' lead to 17-3.

Reynolds scored the game's next touchdown, and in grand fashion, returning the Boise State fumble 70 yards. With the Broncos driving, cornerback Larry Scott forced a fumble from Troy Ware after a short pass. Reynolds picked it up and had a clear path to the end zone.

That momentum carried over to the Oregon State offense, which scored its next two — and final — touchdowns on the ground. The first came on a 9-yard carry from Terron Ward. It came with 2:46 left in the first half and sent OSU to the 25-point lead at the break.

A little more than seven minutes into the second half, the OSU offense picked up where it left off as Storm Woods carried the ball into the end zone from 5 yards out.

Woods stood out offensively for the Beavers, collecting 107 yards on the ground via 16 carries. He paced the Beavers' ground game, which totaled 195 yards overall.

SCORING SUMMARY

	1	2	3	4	-	F
<b>BOISE STATE</b>	<b>3</b>	<b>3</b>	<b>7</b>	<b>10</b>	<b>-</b>	<b>23</b>
<b>OREGON STATE</b>	<b>17</b>	<b>14</b>	<b>7</b>	<b>0</b>	<b>-</b>	<b>38</b>

1st Quarter

12:49 **OSU** Romaine 27-yard field goal, 7-64 2:11  
08:07 **BSU** Goodale 24-yard field goal, 12-67 4:37  
04:15 **OSU** Cooks 2-yard pass from Mannion (Romaine kick), 11-75 3:52  
02:52 **OSU** Reynolds 3-yard fumble recovery (Romaine kick)

2nd Quarter

13:38 **BSU** Goodale 42-yard field goal, 13-56 4:08  
07:46 **OSU** Reynolds 70-yard fumble recovery (Romaine kick)  
02:54 **OSU** Ward 9-yard run (Romaine kick), 8-81 3:08

3rd Quarter

07:58 **OSU** Woods 5-yard run (Romaine kick), 13-94 4:45  
04:32 **BSU** Ajayi 1-yard run (Goodale kick), 9-76 3:22

4th Quarter

09:19 **BSU** Miller 85-yard pass from Hedrick (Goodale kick), 2-90 0:37  
02:51 **BSU** Goodale 33-yard field goal, 13-80 3:17

Attendance: 22,324

TEAM STATISTICS

	OSU	BSU
First Downs	22	28
Rushing	8	11
Passing	14	14
Penalty	0	3
Net Rushing	195	156
Net Passing	259	382
Pass Attempts	34	44
Pass Comp.	24	32
Pass INT	1	0
Offensive Plays	67	82
Net Yards	454	538
Fumbles-Lost	0-0	2-2
Penalties-Yards	8-70	7-52
Punts-Yards	3-116	2-106
Punt Returns-Yards	0-0	0-0
Kickoff Returns-Yards	4-82	7-145
Possession Time	29:46	30:14
3rd Down Conversions	6-12	8-16
4th Down Conversions	0-1	1-3
Sacks by - Yards	5-16	0-0

INDIVIDUAL STATISTICS

**RUSHING (Att-Yards-TD): Oregon State** - S. Woods 16-107-1; T. Ward 9-54-1; B. Cooks 4-29; V. Bolden 1-9; T. Anderson 1-0; **TEAM 2** (-4). **Boise State** - J. Ajayi 23-97-1; D. Demas 2-23; G. Hedrick 11-20; A. Burks 1-12; C. Bertoli 1-4.

**PASSING (Att-Comp-Int-Yards-TD): Oregon State** - S. Mannion 33-24-1-259-1; S. Woods 1-0-0-0-0. **Boise State** - G. Hedrick 44-32-0-382-1.

**RECEIVING (No-Yards-TD): Oregon State** - B. Cooks 8-60-1; C. Hamlett 4-35; R. Mullaney 3-52; T. Ward 3-18; K. Cummings 2-45; S. Woods 2-21; C. Smith 1-16; T. Anderson 1-12. **Boise State** - M. Miller 11-206-1; K. Moore 7-74; J. Ajayi 6-33; A. Burks 2-23; G. Boldewijn 2-18; T. Ware 2-12; T. Spurbeck 1-17; H. Huff 1(-1).

**INTERCEPTIONS: Oregon State** - None. **Boise State** - D. Deayon 1.

**FUMBLES (FF-FR): Oregon State** - R. Reynolds 0-2; S. Crichton 1-0; L. Scott 1-0. **Boise State** - None.

**SACKS (No-Yards): Oregon State** - S. Martin 1.0-5; D. Kell 1.0-4; S.

Crichton 1.0-3; J. Johnson 1.0-2; J. James 0.5-1; B. Bennett-Jackson 0.5-1. **Boise State** - None.

**TACKLES (UA-A-Total): Oregon State** - J. Johnson 7-5-12; T. Zimmerman 7-4-11; S. Martin 8-2-10; R. Reynolds 8-2-10; R. Murphy 8-1-9; S. Nelson 5-1-6; D. Wynn 2-3-5; D. Kell 3-1-4; S. Crichton 3-0-3; D. Songy 1-2-3; T. Romaine 2-0-2; L. Scott 2-0-2; C. Saulo 1-1-2; J. James 0-2-2; R. Mageo 0-2-2; E. Delva 1-0-1; C. Noland-Lewis 1-0-1; S. Christian 0-1-1; B. Bennett-Jackson 0-1-1. **Boise State** - J. Ioane 8-2-10; C. Bell 8-1-9; D. Lawrence 5-0-5; G. Perez 4-1-5; D. Deayon 4-1-5; T. Gray 3-1-4; D. Thompson 2-2-4; M. Maston 3-0-3; B. Weaver 2-1-3; J. Taimataua 1-2-3; T. Vallejo 2-0-2; R. Tjong-A-Tjoe 1-1-2; D. Lee 1-0-1; C. Santini 1-0-1; J. Moxey 1-0-1; S.

Sean Mannion passed for 259 yards, with 60 going to Cooks, who reached that figure

by way of eight catches. He finished the season with a Pac-12 Conference record 128 receptions as well as 1,730 yards, surpassing USC's Marqise Lee in both categories.

Mannion's 259 passing yards gave him 4,662 for the season, surpassing Washington's Cody Pickett for the most in a single-year by a Pac-12 quarterback. He also tossed 37 touchdowns in 2013, tied for the third-most with Andrew Luck.



2013 SHERATON HAWAII BOWL ROSTER

Justin Addie, OL  
D.J. Alexander, LB  
Tyler Anderson, FB  
Gavin Andrews, OL  
Josh Andrews, OL  
Brandon Arnold, S  
Micah Audiss, S  
Michael Balfour, FB  
Lavonte Barnett, DE  
Grant Bays, OL  
Brandon Bennett-Jackson, DT  
Victor Bolden, WR  
John Braun, DT  
Chris Brown, RB  
John Carroll, WR  
Blair Cavanaugh, WR  
Steven Christian, S

Kellen Clute, TE  
Brandin Cooks, WR  
Ryan Cope, PK  
Stevie Coury, WR  
Hayden Craig, TE  
Scott Crichton, DE  
Kevin Cummings, WR  
Sam Curtius, OL  
Edwin Delva, DT  
Michael Doctor, LB  
Grant Enger, OG  
Titus Fallauga, DE  
Devan Filipe, OL  
Malik Gilmore, WR  
Charlie Gilmur, LB  
JC Grim, WR  
Obum Gwacham, WR

Connor Hamlett, TE  
Nolan Hansen, OL  
Sean Harlow, OT  
Riley Harper, PK  
Damien Haskins, RB  
Micah Hatfield, WR  
Siale Hautau, OT  
Chris Hayes, CB  
A.J. Hedgecock, S  
David Henry, FB  
Kendall Hill, S  
Will Hopkins, OL  
T.J. Hufanga, LB  
Manase Hungalu, LB  
Dashon Hunt, CB  
Jaswha James, DE  
Hunter Jarmon, WR

Austin Johnson, OL  
Jabral Johnson, LB  
Walter Jones, WR  
Devon Kell, DE  
Kyle Kempt, QB  
Keith Kostol, P  
Fred Lauina, OL  
Harrison Linsky, LS  
Dyllon Mafi, DE  
Rommel Mageo, LB  
Sean Mannion, QB  
Fred Marable, CB  
Sean Martin, CB  
Andrew Maughan, LS  
Tim McMullen, P  
Josh Mitchell, OL  
Michael Morovick, LS

Richard Mullaney, WR  
Ryan Murphy, S  
Steven Nelson, CB  
Cyril Noland-Lewis, LB  
Ricky Ortiz, FB  
Garrett Owens, PK  
Naji Patrick, CB  
Tyler Perry, TE  
Michael Phillip, OT  
Rashaad Reynolds, CB  
Ali'i Robins, DT  
Zack Robinson, S  
Trevor Romaine, PK  
Mana Rosa, DT  
Roman Sapolu, OL  
Caleb Saulo, LB  
Larry Scott, CB

Mitch Seeley, P  
Isaac Seumalo, C  
Mitch Singler, WR  
Joel Skotte, LB  
Caleb Smith, TE  
Darrell Songy, LB  
Dustin Stanton, TE  
Jovan Stevenson, RB  
Justin Strong, S  
Noke Tago, DT  
Brent VanderVeen, QB  
Cody Vaz, QB  
Terron Ward, RB  
Garrett Weinreich, OL  
Storm Woods, RB  
Dylan Wynn, DE  
Tyreque Zimmerman, S

# 2023 OREGON STATE FOOTBALL

## 2012 — VALERO ALAMO BOWL — OREGON STATE VS. TEXAS

**TEXAS**  
**OREGON STATE**

**31**  
**27**

Alamodome  
San Antonio, Texas • Dec. 29, 2012

Weather — Indoors

(AP) - David Ash threw two fourth-quarter touchdown passes, the last a 36-yard strike to Marquise Goodwin with 2:24 left, to give Texas a 31-27 comeback victory over No. 15 Oregon State in the Alamo Bowl.

The Longhorns (9-4) never led before Goodwin scored his second touchdown on a deep post pattern, just a down after Texas converted a fourth-and-1 play to keep its chances alive.

Storm Woods ran for 118 yards and scored two touchdowns for Oregon State (9-4).

Ash was 21 of 33 for 241 yards. Ash sputtered until the fourth quarter, when he went 9 for 11 for 146 yards. Texas had no choice but to stick with the only backups two redshirt freshmen who haven't taken a snap all season.

Oregon State quarterback Cody Vaz was 15 of 28 for 194 yards. The Beavers had negative 4 yards in the fourth quarter as they were muffled by the Longhorns defense that was led by Alex Okafor, who finished with 4 1/2 sacks.

The Valero Alamo Bowl marked the Beavers' 16th bowl game and OSU is 10-6 all-time in them - 5-2 under head coach Mike Riley. The dean of Pac-12 Conference coaches engineered one of the top turnarounds in the nation in 2012, with the Beavers improving to a 9-4 mark after finishing the 2011 campaign at 3-9.

The six-win improvement tied Ohio State and Middle Tennessee for the best win improvements from last season.

Markus Wheaton ended his Oregon State career at the Alamo Bowl, catching three passes for 37 yards - he left as the program's all-time receptions leader with 227 and is sixth with 1,244 yards.

Another senior playing in his final game for the Beavers, Jordan Poyer, was tied for third on the team with five tackles,

### SCORING SUMMARY

	1	2	3	4	-	F
<b>TEXAS</b>	<b>3</b>	<b>7</b>	<b>7</b>	<b>14</b>	<b>-</b>	<b>31</b>
<b>OREGON STATE</b>	<b>10</b>	<b>10</b>	<b>7</b>	<b>0</b>	<b>-</b>	<b>27</b>

#### 1st Quarter

09:12 **OSU** Romaine 29-yard field goal, 5-25 1:16  
06:46 **UT** Jordan 40-yard field goal, 4-3 1:07  
01:33 **OSU** Woods 12-yard run (Romaine kick), 12-75 5:13

#### 2nd Quarter

14:40 **UT** Goodwin 64-yard run (Jordan kick), 4-75 1:53  
09:20 **OSU** Romaine 37-yard field goal, 12-58 5:20  
03:46 **OSU** Ward 9-yard run (Romaine kick), 5-47 2:09

#### 3rd Quarter

05:17 **UT** Ash 11-yard run (Jordan kick), 9-46 3:17  
00:09 **OSU** Woods 2-yard run (Romaine kick), 5-42 2:19

#### 4th Quarter

08:18 **UT** Gray 15-yard pass from Ash (Jordan kick), 9-83 3:06  
02:24 **UT** Goodwin 36-yard pass from Ash (Jordan kick), 5-48 2:11

Attendance: 65,277

### TEAM STATISTICS

	OSU	UT
First Downs	21	16
Rushing	9	4
Passing	10	11
Penalty	2	1
Net Rushing	103	117
Net Passing	194	241
Pass Attempts	29	34
Pass Comp.	15	21
Pass INT	2	1
Offensive Plays	71	65
Net Yards	297	358
Fumbles-Lost	1-1	0-0
Penalties-Yards	2-10	9-78
Punts-Yards	4-160	4-227
Punt Returns-Yards	1-20	2-26
Kickoff Returns-Yards	4-74	4-64
Possession Time	30:58	29:02
3rd Down Conversions	3-11	5-16
4th Down Conversions	0-2	1-2
Sacks by - Yards	2-13	10-77

### INDIVIDUAL STATISTICS

**RUSHING (Att-Yards-TD): Oregon State** - S. Woods 21-118-2; M. Wheaton 4-26; T. Ward 6-25-1; B. Cooks 1-15; C. Vaz 10-(-81). **Texas** - M. Goodwin 1-64-1; D. Ash 7-22-1; J. Gray 7-18; D. Monroe 3-9; Mi. Brown 4-8; J. Shipley 1-2; J. Bergeron 5-2; TEAM 3-(-8).

**PASSING (Att-Comp-Int-Yards-TD): Oregon State** - C. Vaz 28-15-2-194-0; TEAM 1-0-0-0-0. **Texas** - D. Ash 33-21-1-241-2; A. King 1-0-0-0-0.

**RECEIVING (No-Yards-TD): Oregon State** - C. Hamlett 5-70; M. Wheaton 3-37; B. Cooks 3-31; K. Cummings 2-15; S. Woods 1-22; T. Ward 1-19. **Texas** - J. Shipley 8-88; M. Goodwin 4-68-1; Mi. Davis 3-30; J. Gray 2-27-1; M. Brown 2-14; D. Monroe 1-9; D. Grant 1-5.

**INTERCEPTIONS: Oregon State** - F. 'Unga 1. **Texas** - P. Jinkens 1; Q. Diggs 1.

**FUMBLES (FF-FR): Oregon State** - None. **Texas** - A. Okafor 1-0; C. Reed 0-1.


**SACKS (No-Yards): Oregon State** - A. Watkins 1.0-8; J. Poyer 1.0-5. **Texas** - A. Okafor 4.5-39; C. Reed 1.5-11; K. Thompson 1.0-8; T. Jackson 1.0-7; D. Jackson 1.0-6; R. Wilson 1.0-6.

**TACKLES (UA-A-Total): Oregon State** - M. Doctor 2-9-11; T. Zimmerman 4-2-6; R. Reynolds 3-2-5; J. Poyer 3-2-5; R. Murphy 1-4-5; D. Alexander 1-4-5; F. 'Unga 2-2-4; C. Masaniai 1-3-4; A. Seumalo 1-3-4; R. Robinson 0-4-4; A. Watkins 3-0-3; S. Martin 1-2-3; S. Crichton 1-1-2; D. Kell 0-2-2; G. Enger 1-0-1; B. Watkins 1-0-1; C. York 1-0-1; M. Wheaton 1-0-1; M. Agnew 1-0-1; D. Wynn 1-0-1; J. Stevenson 0-1-1; D. Gwacham 0-1-1. **Texas** - M. Thompson 1-9-10; P. Jinkens 5-3-8; A. Okafor 5-3-8; T. Jackson 2-5-7; Q. Diggs 3-3-6; C. Reed 3-3-6; D. Santos 2-4-6; K. Vaccaro 0-4-4; D. Jackson 2-1-3; C. Byndom 2-1-3; A. Phillips 2-1-3; R. Wilson 1-2-3; C. Whaley 1-1-2; K. Thompson 1-1-2; S. Edmond 0-2-2; T. Ashcroft 1-0-1; B. Jackson 1-0-1; L. Poehlmann 1-0-1; C. McCrary 1-0-1; Ma. Brown 0-1-1; M. Zapata 0-1-1; S. Evans 0-1-1.

including a sack.

Linebacker Michael Doctor was the team leader with 11 tackles.

Oregon State found itself up 20-10 at halftime and 27-17 entering the fourth quarter but two late Texas touchdowns sealed the come-from-behind win for the Longhorns. Ash found Johnathan Gray from 15 yards out with 8:18 remaining and followed that up with a 36-yard touchdown pass to Marquise Goodwin with just 2:24 left in the game.



### 2012 VALERO ALAMO BOWL ROSTER

Justin Addie, OL  
Malcolm Agnew, RB  
Shaydon Akuna, LB  
D.J. Alexander, LB  
Tyler Anderson, FB  
Gavin Andrews, OL  
Josh Andrews, OL  
Peter Ashton, S  
Micah Audiss, S  
Michael Balfour, FB  
Lavonte Barnett, DE  
Grant Bays, OL  
Brandon Bennett-Jackson, DT  
John Braun, DE  
Chris Brown, RB  
Blair Cavanaugh, WR  
Steven Christian, S  
Kellen Clute, TE  
Desmond Collins, DL

Brandin Cooks, WR  
Ryan Cope, PK  
Scott Crichton, DE  
Kevin Cummings, WR  
Mishawn Cummings, CB  
Michael Doctor, LB  
Chase Eldredge, OL  
Grant Enger, OL  
Rusty Fernando, DE  
Rudolf Fiftit, DE  
Kyle Gardner, LB  
Malik Gilmore, WR  
Charlie Gilmur, LB  
Akeem Gonzales, DE  
JC Grim, WR  
Obum Gwacham, WR  
Connor Hamlett, TE  
Ryan Handford, CB  
Nolan Hansen, OL

Riley Harper, PK  
Blake Harrah, DT  
Richie Harrington, QB  
Tyler Hasty, CB  
Jake Hatcher, OL  
Micah Hatfield, WR  
A.J. Hedgecock, S  
Kendall Hill, S  
Jaswha James, LB  
Jordan Jenkins, RB  
Jabral Johnson, LB  
Devon Kell, DE  
David Keller, OL  
Colin Kelly, DL  
Keith Kostol, P  
Harrison Linsky, LS  
Dyllon Mafi, LB  
Rommel Mageo, LB

Sean Mannion, QB  
Malcolm Marable, CB  
Sean Martin, CB  
Castro Masaniai, DT  
Tim McMullen, P  
Josh Mitchell, OL  
Michael Morovick, LS  
Richard Mullaney, WR  
Ryan Murphy, S  
Derek Nielsen, OL  
Cyril Noland-Lewis, S  
Ricky Ortiz, TE  
Naji Patrick, CB  
Tym Pearson, WR  
Tyler Perry, TE  
Michael Philipp, OT  
Jordan Poyer, S  
Colby Prince, TE  
Rashaad Reynolds, CB

Alli Robins, DL  
Rueben Robinson, LB  
Zack Robinson, S  
Trevor Romaine, PK  
Mana Rosa, DE  
Roman Sapulu, OL  
Caleb Saulo, LB  
Larry Scott, CB  
Andrew Seumalo, DT  
Isaac Seumalo, OL  
Mitch Singler, WR  
Joel Skotte, LB  
Caleb Smith, TE  
Garett Southam, OL  
Dustin Stanton, TE  
Jovan Stevenson, CB  
Noke Tago, DT  
Feti 'Unga, LB  
Brent VanderVeen, QB

Cody Vaz, QB  
Terron Ward, RB  
Anthony Watkins, S  
Brian Watkins, CB  
Garrett Weinreich, OL  
Markus Wheaton, WR  
Josh Williams, LB  
Storm Woods, RB  
Dylan Wynn, DE  
Clayton York, FB  
Tyreque Zimmerman, S

2009 — MAACO BOWL LAS VEGAS — OREGON STATE VS. BYU

**BYU** 44  
**OREGON STATE** 20

Sam Boyd Stadium  
Las Vegas, Nev. • Dec. 22, 2009

Weather — 51 degrees, Cloudy, W-37-44 (North)

(AP) - Max Hall threw for 192 yards and three touchdowns leading No. 15 BYU past No. 16 Oregon State 44-20 in the Las Vegas Bowl.

Hall gave the Cougars their third win in five straight bowl appearances in the Sin City and ended the Beavers' run of five consecutive bowl wins.

Hall threw a 25-yard touchdown pass to Luke Ashworth, a 17-yard scoring strike to Dennis Pitta and a 15-yard TD pass to Manase Tonga. He had 139 yards passing in the first half.

Tonga added an 18-yard rushing touchdown, and Harvey Unga finished with 76 yards rushing and a TD for BYU (11-2).

Oregon State (8-5) scored on 1-yard runs by quarterback Sean Canfield and Jacquizz Rodgers, and a 31-yard pass to Damola Adeniji from Ryan Katz. Adeniji led all receivers with seven receptions for 102 yards.

Canfield completed only four passes in the first half as the Beavers struggled to sustain drives. He finished 20 for 41 for 173 yards and an interception.

The normally dependable Rodgers fumbled for the first time in his college career in the first quarter, on his 621st touch, and Matt Bauman returned it 34 yards for the go-ahead score. Officials used replay to see whether Canfield's checkdown toss to Rodgers was a lateral or a forward pass, and upheld the touchdown.

Oregon State finished with three turnovers, including a fumble by Rodgers' brother James.

Winds gusted to 50 mph at Sam Boyd Stadium and temperatures fell to 30 degrees. The gusts were so strong that one of Oregon State's punts traveled untouched only 6 yards.

SCORING SUMMARY

	1	2	3	4	-	F
<b>OREGON STATE</b>	<b>7</b>	<b>0</b>	<b>0</b>	<b>13</b>	<b>-</b>	<b>20</b>
<b>BYU</b>	<b>14</b>	<b>9</b>	<b>7</b>	<b>14</b>	<b>-</b>	<b>44</b>

1st Quarter

08:46 **OSU** Canfield 1-yard run (Kahut kick), 4-37 1:42  
02:47 **BYU** Unga 1-yard run (Payne kick), 14-84 5:50  
01:41 **BYU** Bauman 34-yard fumble recovery (Payne kick)

2nd Quarter

09:21 **BYU** Payne 28-yard field goal, 11-69 5:39  
06:22 **BYU** Ashworth 25-yard pass from Hall (Payne kick blocked), 4-41 1:26

3rd Quarter

08:51 **BYU** Pitta 17-yard pass from Hall (Payne kick), 10-32 4:31

4th Quarter

12:51 **BYU** Tonga 15-yard pass from Max Hall (Payne kick), 1-15 0:08  
09:00 **OSU** Jacq. Rodgers 1-yard run (Kahut kick), 2-21 1:08  
03:22 **BYU** Tonga 18-yard run (Payne kick), 4-46 0:39  
02:35 **OSU** Adeniji 31-yard pass from Katz (Kahut kick)

Attendance: 40,018

TEAM STATISTICS

	OSU	BYU
First Downs	17	18
Rushing	5	6
Passing	11	9
Penalty	1	3
Net Rushing	88	116
Net Passing	217	192
Pass Attempts	47	30
Pass Comp.	22	19
Pass INT	1	0
Offensive Plays	74	65
Net Yards	305	308
Fumbles-Lost	2-2	2-2
Penalties-Yards	10-95	10-74
Punts-Yards	4-104	4-150
Punt Returns-Yards	1-5	1-0
Kickoff Returns-Yards	7-106	2-16
Possession Time	29:57	30:03
3rd Down Conversions	5-16	8-14
4th Down Conversions	2-6	1-1
Sacks by - Yards	2-12	0-0

INDIVIDUAL STATISTICS

**RUSHING (Att-Yards-TD): Oregon State** - Jacq. Rodgers 18-63-1; Jam. Rodgers 4-14; R. Katz 2-9; J. Stevenson 1-1; S. Canfield 2-1-1. **BYU** - H. Unga 24-71-1; M. Tonga 5-42-1; J. Jorgensen 1-6; M. Hall 5-(-3).

**PASSING (Att-Comp-Int-Yards-TD): Oregon State** - S. Canfield 40-19-1-168-0; R. Katz 6-2-0-46-1; J. Hekker 1-1-0-3-0. **BYU** - M. Hall 30-19-0-192-3.

**RECEIVING (No-Yards-TD): Oregon State** - D. Adeniji 8-106-1; Jam. Rodgers 4-30; Jacq. Rodgers 4-13; J. Bishop 2-21; C. Kjos 1-20; M. Wheaton 1-12; J. Halahuni 1-12; L. Mitchell 1-3. **BYU** - D. Pitta 5-45-1; A. George 4-46; H. Unga 3-15; J. Jacobson 2-27; M. Tonga 2-19-1; L. Ashworth 1-25-1; K. Di Luigi 1-9; D. Chambers 1-6.

**INTERCEPTIONS: Oregon State** - None. **BYU** - S. Johnson.

**FUMBLES (FF-FR): Oregon State** - D. Pa'aluhui 1-0; G. Miller 0-1; B. Hardin 0-1. **BYU** - S. Johnson 1-0; M. Bauman 0-1; S. Doman 0-1.

**SACKS (No-Yards): Oregon State** - D. Pa'aluhui 1.0-7; G. Miller 1.0-5.

**BYU** - None.

**TACKLES (UA-A-Total): Oregon State** - D. Pa'aluhui 2-8-10; K. Kristick 4-4-8; L. Mitchell 5-1-6; C. Collins 3-3-6; B. Olander 4-1-5; K. Pankey 4-1-5; D. Roberson 2-3-5; G. Miller 1-2-3; M. LaGrone 2-0-2; S. Nau 2-0-2; S. Tuimaunei 1-1-2; L. Moala 0-2-2; B. Hardin 1-0-1; J. Dockery 1-0-1; C. Kjos 1-0-1; U. 'Unga 0-1-1; A. Watkins 0-1-1; J. Poyer 0-1-1; K. Camat 0-1-1. **BYU** - M. Bauman 5-4-9; S. Johnson 6-1-7; S. Doman 2-5-7; A. Rich 2-3-5; L. Aguirre 4-0-4; B. Bradley 3-0-3; J. Pendleton 2-1-3; C. Clawson 2-1-3; M. Marshall



2009 MAACO BOWL LAS VEGAS ROSTER

Damola Adeniji, WR  
Ryan Allen, P  
Josh Andrews, OL  
Matt Barker, PK  
Tyler Bills, LS  
Jordan Bishop, WR  
Tom Black, DE  
John Braun, OL  
Keo Camat, LB  
Brady Camp, TE  
Sean Canfield, QB  
Darrell Catchings, WR  
Tim Clark, CB  
Cameron Collins, S  
Howard Croom, TE  
Will Darksins, FB  
Dax Dilbeck, S  
James Dockery, CB  
Burke Ellis, OL

Grant Enger, OL  
Jesse Fifita, DT  
Kevin Frahm, DE  
Geoff Garner, DE  
Joe Halahuni, TE  
Garrett Hall, WR  
Nathan Hannah, OL  
Brandon Hardin, CB  
Micah Hatfield, WR  
Johnny Hekker, P  
Patrick Henderson, CB  
Taylor Henry, DE  
Travis Horton, DE  
Evan Hull, DT  
Mitchel Hunt, DT  
Ashton Jefferson, RB  
Jordan Jenkins, RB  
Grant Johnson, OG  
Paul Jones, LB

Justin Kahut, PK  
Ryan Katz, QB  
Taylor Kavanaugh, WR  
Devon Kell, DE  
Colin Kelly, OL  
Casey Kjos, WR  
Keaton Kristick, LB  
Josh LaGrone, S  
Matt LaGrone, DE  
Peter Lalich, QB  
Michael Lamb, OL  
Levi Levasa, S  
Alex Linnenkohl, C  
Jack Lomax, QB  
Colin Lyons, OL  
Aaron Magnuson, OL  
Sean Martin, CB  
Castro Masaniai, DT  
Wilder McAndrews, OL

Ryan McCants, RB  
Shawn McGarity, WR  
Gabe Miller, DE  
Lance Mitchell, S  
Latu Moala, DT  
Lyle Moevao, QB  
Ben Motter, OL  
Geno Munoz, WR  
Siouli Nau, DT  
Aaron Nichols, WR  
Zane Norris, LB  
Brennan Olander, DT  
Kaua Olds, CB  
Timi Oshinowo, OL  
David Pa'aluhui III, LB  
Stephen Paea, DT  
Keith Pankey, LB  
Josh Parish, RB  
Keynan Parker, CB

Dylan Parsons, FB  
Gregg Peat, OG  
Marcus Perry, LS  
Michael Philipp, DT  
Ryan Pohl, OL  
Jordan Poyer, S  
Colby Prince, TE  
John Reese, TE  
Mike Remmers, DT  
Rashaad Reynolds, CB  
Dwight Roberson, LB  
Rueben Robinson, LB  
Jacquizz Rodgers, RB  
James Rodgers, WR  
Mana Rosa, DE  
David Ross, CB  
Rory Ross, OL  
Zeke Sanders, S  
Andrew Seumalo, DE

Mitch Singler, WR  
Jovan Stevenson, RB  
Ben Terry, DE  
Tyler Thomas, OL  
Tonu Tuimalealiifano, DT  
Suaesi Tuimaunei, S  
Devin "Jani" 'Unga, LB  
Kevin "Feti" 'Unga, LB  
Walker Vave, LB  
Cody Vaz, QB  
Kevan Walker, WR  
Anthony Watkins, S  
Brian Watkins, CB  
Markus Wheaton, WR  
Reggie Williams, LB  
Tony Wilson, LB  
Clayton York, FB

2008 — 75TH BRUT SUN BOWL — OREGON STATE VS. PITTSBURGH

OREGON STATE  
PITTSBURGH

3  
0

Sun Bowl  
El Paso, Texas • Dec. 31, 2008

Weather — 48 degrees, Clear, W-9 (South-Southwest)

Three points, 20 punts and 10 sacks. Go ahead and say it was unsightly, but Oregon State coach Mike Riley saw nothing short of a masterpiece.

In the lowest-scoring major bowl game in a half-century, the Beavers shut down No. 20 Pittsburgh 3-0 in the Sun Bowl on Justin Kahut's 44-yard field goal.

"That's the game we were in," Riley said. "We played that game. We ended up winning it. Some people will call it ugly, but I can't."

The defensive struggle went on all day. Pitt kicker Connor Lee tried a 58-yard field goal in the closing minutes but the ball, helped by a steady wind, dropped just short of the crossbar.

"I had more confidence in a 58-yard field goal try than going for it on fourth-and-8," Pitt coach Dave Wannstedt said. "I wanted to give our team a chance. I really thought he could kick it."

Not since Air Force and TCU played to 0-0 standoff in the Cotton Bowl on Jan. 1, 1959, had a bowl produced so few points. It was also the lowest-scoring Sun Bowl since a scoreless tie in 1940 between Catholic and Arizona State.

"We were three downs and out way too much," Riley said. "We put a terrific burden on our defense and we put a lot of burden on the punt team. They came through. That's the game we were in and we played that game. We ended up winning it."

The Beavers (9-4) improved to 5-0 in bowls since Riley began his second stint as their coach in 2003. Kahut provided the only points with his kick shortly before halftime.

Riley liked the way his team rebounded from a 65-38 loss to rival Oregon that denied Oregon State a Rose Bowl berth.

"Guys sulked for a bit," Beavers' defensive end Victor Butler said. "But in the end you've got to get your head in the game. You've got to go play football because the other team wants to play and win just as much as you do."

Riley stood at the interview table and added: "That is well said."

Pitt (9-4), making its first bowl appearance since the 2004 season and the first under

Wannstedt, led the Big East in scoring this season, averaging 29.3 points per game. The Panthers managed just 178 total yards.

"We couldn't get anything on offense started at all," standout tailback LeSean McCoy said. "We played horribly."

There was no sign of offense in El Paso, not with McCoy held to 85 yards rushing after averaging 116.9 yards per game this season. Quarterback Bill Stull was 7-for-24 for 52 yards with one interception.

"When you talk about our defense, that was a beautiful performance against a running back that some said was one of the best in the country," Riley said.

The Beavers also won without their spectacular brothers, tailback Jacquizz Rodgers and receiver James Rodgers, both out with shoulder injuries.

SCORING SUMMARY

	1	2	3	4	-	F
OREGON STATE	0	3	0	0	-	3
PITTSBURGH	0	0	0	0	-	0

2nd Quarter

02:18 OSU Kahut 44-yard field goal, 7-36 2:57

Attendance: 49,037

TEAM STATISTICS

	OSU	PITT
First Downs	15	10
Rushing	6	6
Passing	9	4
Penalty	0	0
Net Rushing	80	89
Net Passing	193	89
Pass Attempts	43	28
Pass Comp.	21	9
Pass INT	2	1
Offensive Plays	73	65
Net Yards	273	178
Fumbles-Lost	1-1	2-1
Penalties-Yards	7-48	2-15
Punts-Yards	4-450	10-429
Punt Returns-Yards	3-9	6-86
Kickoff Returns-Yards	3-0	2-36
Possession Time	30:50	29:10
3rd Down Conversions	3-17	2-15
4th Down Conversions	1-1	0-1
Sacks by - Yards	5-23	5-46

INDIVIDUAL STATISTICS

**RUSHING (Att-Yards-TD): Oregon State** - J. Francis 15-76; R. McCants 6-23; S. Stroughter 2-19; D. Catchings 1-(-2); L. Moevao 6-(-36). **Pittsburgh** - L. McCoy 24-85; L. Stephens-Howling 7-29; TEAM 1-(-2); P. Bostick 2-(-9); B. Stull 3-(-14).

**PASSING (Att-Comp-Int-Yards-TD): Oregon State** - L. Moevao 42-21-2-193-0; S. Stroughter 1-0-0-0-0. **Pittsburgh** - B. Stull 24-7-1-52-0; P. Bostick 3-2-0-37-0; TEAM 1-0-0-0-0.

**RECEIVING (No-Yards-TD): Oregon State** - S. Stroughter 6-88; S. Morales 5-79; C. Johnson 3-21; J. Francis 3-(-6); R. McCants 2-6; J. Reese 1-3; B. Camp 1-2. **Pittsburgh** - D. Dickerson 2-37; N. Byham 2-10; D. Kinder 1-12; C. McGee 1-1; L. Stephens-Howling 1-8; L. McCoy 1-6; T. Porter 1-5.

**INTERCEPTIONS: Oregon State** - K. Lewis 1. **Pittsburgh** - A. Berry 1; S. McKillop 1.

**FUMBLES (FF-FR): Oregon State** - V. Butler 1-1. **Pittsburgh** - D. DeCicco 1-1.

**SACKS (No-Yards): Oregon State** - V. Butler 4.0-19; S. Norris 1.0-4. **Pittsburgh** - G. Romeus 2.0-20; G. Williams 1.0-10; A. Ransom 1.0-8; M. Williams 1.0-8.

**TACKLES (UA-A-Total): Oregon State** - V. Butler 7-4-11; G. Laybourn 3-5-8; B. Cornell 4-3-7; K. Kristick 2-3-5; D. Roberson 2-3-5; A. Hall 2-3-5; C. Noack 1-4-5; S. Norris 0-5-5; K. Lewis 3-1-4; S. Paea 1-3-4; I. Cook 0-3-3; D. Pa'aluhii 0-3-3; A. Afalava 1-1-2; K. Pankey 0-2-2; S. Nau 1-0-1; M. Perry 1-0-1; A. Levitre 1-0-1; T. Clark 0-1-1; P. Booth 0-1-1; C. Collins 0-1-1; B. Terry 0-1-1; B. Hughes 0-1-1. **Pittsburgh** - A. Ransom 6-5-11; S. McKillop 4-7-11; E. Thatcher 3-5-8; D. DeCicco 5-2-7; J. Chappel 4-3-7; G. Romeus 2-2-4; R. Duncan 2-1-3; G. Williams 2-1-3; M. Williams 2-1-3; A. Berry 2-1-3; J. Sheard 1-2-3; A. Taglianetti 1-0-1.

Reserve tailback Jeremy Francis had 76 yards rushing and Moevao was 21-for-42 for 193 yards passing with two interceptions. The Beavers finished with 273 total yards. The Panthers finally got a spark early in the fourth quarter when T.J. Porter returned a punt 36 yards to Oregon State's 42.

But three plays later, the big return was wasted because Butler, who had four sacks, stripped Stull and recovered the fumble.

Oregon State led 3-0 after Kahut connected on his field goal with 2:18 remaining before halftime. He later missed a 37-yard attempt midway through the third period.

The Beavers came up empty on the best touchdown opportunity by either team. Officials ruled tight end John Reese was out of bounds on an apparent 9-yard TD reception 10 seconds before the break.

"This is the game it turned out to be," Riley said. "It didn't have to be 3-0. We missed some red-zone opportunities."

The call was upheld after a replay review, and on the next play, Pitt linebacker Scott McKillop -- the Big East defensive player of the year -- intercepted Moevao's pass in the end zone.



2008 BRUT SUN BOWL ROSTER

Damola Adeniji, WR  
Al Afalava, S  
Ryan Allen, PK/P  
Zach Anderson, QB  
Matt Barker, PK  
Jordan Bishop, WR  
Pernell Booth, DT  
Kyle Brown, WR  
Victor Butler, DE  
Keo Camat, LB  
Brady Camp, TE  
Sean Canfield, QB  
Darrell Catchings, WR  
Dennis Christopher, LB  
Tim Clark, CB  
Cameron Collins, S  
Isaiah Cook, LB  
Bryant Cornell, LB  
Howard Croom, TE

Will Darkins, LB  
James Dockery, CB  
Curtis Dodson, DE  
Burke Ellis, OG  
Justin Engstrom, QB  
Jesse Fifita, DT  
Kevin Frahm, DE  
Jeremy Francis, RB  
Joe Halauni, TE  
Austin Hall, S  
Nathan Hannah, OL  
Tom Hansen, DE  
Brandon Hardin, CB  
Johnny Hekker, P  
Marcus Henderson, C  
Patrick Henderson, CB  
Taylor Henry, DE  
Brandon Hughes, CB  
Evan Hull, DL

Mitchel Hunt, DT  
Jordan Jenkins, RB  
Chris Johnson, WR  
Grant Johnson, C  
Paul Jones, LB  
Justin Kahut, PK  
Ryan Katz, QB  
Taylor Kavanaugh, WR  
Colin Kelly, DT  
Casey Kjos, WR  
Kameron Krebs, LB  
Kaulin Krebs, WR  
Keaton Kristick, LB  
Josh LaGrone, S  
Matt LaGrone, DE  
Peter Lalich, QB  
Michael Lamb, OG  
Greg Laybourn, S  
Andy Levitre, DT

Keenan Lewis, CB  
Alex Linnenkohl, C  
Colin Lyons, OL  
Castro Masanial, DT  
Wilder McAndrews, OT  
Ryan McCants, RB  
Shawn McGarity, WR  
Brent McNeil, OL  
Gabe Miller, TE  
Lance Mitchell, S  
Latu Moala, DT  
Lyle Moevao, QB  
Shane Morales, WR  
Ben Motter, OL  
Geno Munoz, WR  
Sioceli Nau, DT  
Michael Nichols, WR  
Casey Noack, LB  
Slade Norris, DE

Zane Norris, LB  
Brennan Olander, DT  
Kaua Olds, CB  
Timi Oshinowo, OT  
David Pa'aluhii III, LB  
Keith Pankey, LB  
Kevin Pankey, TE  
Josh Parish, RB  
Keynan Parker, CB  
Gregg Peat, OG  
Jeremy Perry, OG  
Marcus Perry, LS  
Ryan Pohl, OL  
Colby Prince, TE  
John Reese, TE  
Mike Remmers, DT  
Dwight Roberson, LB  
Jacquizz Rodgers, RB  
James Rodgers, WR

David Ross, CB  
Rory Ross, OL  
John Roy, C  
Sean Sehnem, PK/P  
Andrew Seumalo, DE  
Brennan Sim, QB  
Adam Speer, OG  
Sammie Stroughter, WR  
Ben Terry, DE  
Tavita Thompson, OT  
Tonu Tuimalaifano, OL  
Suasesi Tuimaunui, S  
Walker Vave, LB  
Kevan Walker, WR  
Anthony Watkins, S  
Brian Watkins, DB  
Tony Wilson, QB  
Clayton York, RB

2007 — EMERALD BOWL — OREGON STATE VS. MARYLAND

OREGON STATE  
MARYLAND

21  
14

AT&T Park  
San Francisco, Calif. • Dec. 28, 2007

Weather — 47 degrees, Cloudy

The first meeting between the two programs in the sixth annual Emerald Bowl at AT&T Park proved to be entertaining, but both teams showed some rustiness after the long layoff from the regular season. The game was played in misty turning to rainy conditions as it progressed.

The Beaver defense, which had been fierce in the first quarter allowing just 16 points all season, was surprised as the Terrapins hit for two touchdowns. The Terps went 80 yards on the opening drive of the game culminating in Chris Turner's 9-yard pass to Isaiah Williams.

Oregon State answered on the following drive that saw starting quarterback Lyle Moevao being injured and forcing Sean Canfield, who had been out since Nov. 3 at USC, into the game. The lefty tied the score with a 14-yard pass to James Rodgers. Maryland would regain the lead when Turner hit Darrius Heyward-Bey for 63 yards — that was the last of the scoring for the ACC bunch.

Canfield worked the team down the field in the last two minutes of the half before Yvenson Bernard, who would earn offensive MVP of the game, scored from two yards out to tie the game at 14-14.

Neither team mounted much offense in the third quarter until Beaver punt returner Taylor Kavanaugh posted a 26-yard return to the Terps 36 to set up what proved to be the winning score. Bernard took a first down handoff and went 29 yards and two plays later approached the goal line only to fumble, but it was pounced on by Rodgers for the score.

Maryland had just two possessions in the fourth quarter and when the Beavers took over with 6:24 left in the game, it was one of the most memorable drives in school history. The drive didn't amount to any scoring, but OSU picked up six first downs in forcing Maryland

to use its final two timeouts.

"I'm really proud of our football team for fighting through a strange game in a lot of ways," coach Mike Riley said. "I thought the defense got stronger and stronger as the game went on. ... Offensively, I couldn't describe what the formula is — just getting the ball to Yvenson Bernard and James Rodgers as much as possible."

Bernard finished with 177 yards and linebacker Derrick Doggett earned defensive MVP honors with eight tackles, including a 14-yard sack.

Riley led OSU to its fourth consecutive bowl win — all under Riley's watch.

SCORING SUMMARY

	1	2	3	4	-	F
OREGON STATE	7	7	7	0	-	21
MARYLAND	14	0	0	0	-	14

1st Quarter

10:21 MD I. Williams 9-yard pass from Turner (Egekeze kick), 11-80 4:39  
06:38 OSU Rodgers 14-yard pass from Canfield (Serna kick), 10-68 3:36  
01:00 MD Heyward-Bey 63-yard pass from Turner (Egekeze kick), 5-80 1:39

2nd Quarter

00:16 OSU Bernard 2-yard run (Serna kick), 7-46 1:43

3rd Quarter

00:10 OSU Rodgers 0-yard fumble recovery (Serna kick), 3-36 1:08

Attendance: 32,517

TEAM STATISTICS

	OSU	MD
First Downs	24	11
Rushing	17	2
Passing	5	7
Penalty	2	2
Net Rushing	275	19
Net Passing	108	205
Pass Attempts	23	29
Pass Comp.	13	17
Pass INT	1	2
Offensive Plays	77	54
Net Yards	383	224
Fumbles-Lost	3-2	1-0
Penalties-Yards	7-54	7-57
Punts-Yards	5-161	7-263
Punt Returns-Yards	4-54	2-(-3)
Kickoff Returns-Yards	3-63	4-64
Possession Time	33:13	26:47
3rd Down Conversions	7-15	2-11
4th Down Conversions	0-0	0-0
Sacks by - Yards	2-19	5-23

INDIVIDUAL STATISTICS

**RUSHING (Att-Yards-TD): Oregon State** - Y. Bernard 38-177-1; J. Rodgers 10-115-1; M. Sieverson 1-0; L. Moevao 2-(-4); S. Canfield 3-(-13). **Maryland** - K. Lattimore 7-16; E. Lee-Odai 1-1; L. Ball 1-0; TEAM 1-(-1); C. Turner 5-(-12).

**PASSING (Att-Comp-Int-Yards-TD): Oregon State** - S. Canfield 14-8-1-68-1; L. Moevao 9-5-0-40-0. **Maryland** - C. Turner 29-17-2-205-2.

**RECEIVING (No-Yards-TD): Oregon State** - J. Rodgers 5-40-1; S. Morales 3-21; C. Johnson 2-19; B. Camp 1-12; D. Catchings 1-12; B. Powers 1-4.


**Maryland** - D. Heyward-Bey 3-99-1; I. Williams 3-39-1; J. Haynos 3-31; J. Goode 3-15; L. Ball 3-10; K. Lattimore 1-6; E. Lee-Odai 1-5.

**INTERCEPTIONS: Oregon State** - D. Drayton 1; B. Payton 1. **Maryland** - M. Fokou 1.

**FUMBLES (FF-FR): Oregon State** - S. Canfield 1-0. **Maryland** - D. Philistin 1-1; A. Moten 1-0; M. Fokou 1-0; C. Varner 0-1.

**SACKS (No-Yards): Oregon State** - D. Doggett 1.0-14; V. Butler 1.0-5. **Maryland** - A. Moten 2.0-9; T. Covington 2.0-7; J. Navarre 1.0-7.

**TACKLES (UA-A-Total): Oregon State** - D. Doggett 7-1-8; T. Clark 5-0-5; D. Smith 3-2-5; J. LaRocque 4-0-4; A. Darlin 3-1-4; D. Drayton 3-0-3; A. Afalava 3-0-3; B. Hughes 2-0-2; W. 'Akau'ola Vea 1-1-2; K. Pankey 1-0-1; G. Lee 1-0-1; J. Dockery 1-0-1; G. Laybourn 1-0-1; S. Canfield 1-0-1; D. Roberson 1-0-1; V. Butler 1-0-1; C. Coker 1-0-1; J. Van Orsow 0-1-1. **Maryland** - J. Justice 9-4-13; E. Henderson 5-6-11; T. Covington 8-1-9; I. Gardner 3-5-8; M. Fokou 7-0-7; J. Navarre 5-1-6; C. Varner 3-3-6; A. Moten 4-1-5; D. Moore 3-1-4; D. Philistin 3-0-3; C. Feliciano 2-1-3; A. Wiseman 1-2-3; K. Barnes 2-0-2; D. Herald 1-0-1; C. Bullock 1-0-1; D. Muhtadi 1-0-1; J. McCollough



2007 EMERALD BOWL ROSTER

Damola Adeniji, WR  
Al Afalava, S  
William 'Akau'ola Vea, DT  
Kyle Bell, DE  
Yvenson Bernard, RB  
Pernell Booth, DT  
Anthony Brown, WR  
Kyle Brown, WR  
Victor Butler, DE  
Keo Camat, LB  
Brady Camp, TE  
Sean Canfield, QB  
Darrell Catchings, WR  
Dennis Christopher, LB  
Tim Clark, CB  
Joel Cohen, LS  
Curtis Coker, DT  
Michael Cole, OL  
Cameron Collins, S

Isaiah Cook, LB  
Bryant Cornell, LB  
Howard Croom, TE  
Will Darkins, LB  
Alan Darlin, LB  
Kyle DeVan, C  
James Dockery, S  
Curtis Dodson, DE  
Derrick Doggett, LB  
Daniel Drayton, S  
Burke Ellis, OG  
Justin Engstrom, QB  
Kevin Frahm, DE  
Naymon Frank, DE  
Patrick Fuller, RB  
Ryan Gunderson, QB  
Joe Halahunu, TE  
Austin Hall, S  
Nathan Hannah, OL

Tom Hansen, DL  
Brandon Hardin, CB  
Kyle Harper, P  
Marcus Henderson, C  
Chris Johnson, CB  
Brandon Hughes, CB  
Evan Hull, DL  
Mitchel Hunt, DT  
Josh Huss, DL  
Patrick Henderson, WR  
Grant Johnson, C  
Paul Jones, LB  
Justin Kahut, PK  
Taylor Kavanaugh, WR  
Casey Kjos, WR  
Keaton Kristick, LB  
Jeff Kruskamp, DE  
Michael Lamb, OG  
Joey LaRocque, LB

Gerard Lawson, CB  
Greg Laybourn, S  
Gerard Lee, DT  
Andy Levitre, DT  
Keenan Lewis, CB  
Alex Linnenkohl, DL  
Wilder McAndrews, OT  
Ryan McCants, RB  
Shawn McGarity, WR  
Gabe Miller, TE  
Lance Mitchell, S  
Latu Moala, DT  
Adam Mobley, LB  
Lyle Moevao, QB  
Ahmed Mokhtar, RB  
Shane Morales, WR  
Ben Motter, OL  
Sioeli Nau, DT  
Aaron Nichols, WR

Casey Noack, LB  
Mau Nomani, OT  
Slade Norris, DE  
Brennan Olander, DT  
Sam Oltman, WR  
Timi Oshinowo, OT  
David Pa'aluhii III, LB  
Keith Pankey, LB  
Joshua Parish, LB  
Bryan Payton, S  
Gregg Peat, OG  
Jeremy Perry, OG  
Ryan Pohl, OT  
Clinton Polk, WR  
Brandon Powers, WR  
John Reese, TE  
Mike Remmers, OT  
Eric Rider, LB  
Dwight Roberson, LB

Keith Robertson, DT  
Ikaika Rodenhurst, OL  
James Rodgers, WR  
David Ross, CB  
Roy Schuening, OG  
Alexis Serna, PK/P  
Matthew Sieverson, RB  
Brennan Sim, QB  
Dorian Smith, DE  
Carl Sommer, DE  
Adam Spear, OG  
Andy Stewart, FB  
Sammie Stroughter, WR  
Tavita Thompson, OT  
Tonu Tuimalaealiifano, OL  
Suasei Tuimaunei, S  
Jeff Van Orsow, DE  
Walker Vave, LB  
Jake Webber, PK



2006 — BRUT SUN BOWL — OREGON STATE VS. MISSOURI

OREGON STATE  
MISSOURI

39  
38

Sun Bowl  
El Paso, Texas • Dec. 29, 2006

Weather — 48 degrees, Sunny

Oregon State wanted nothing to do with overtime. Yvenson Bernard pushed into the end zone on a gutsy 2-point conversion run after Joe Newton caught a 14-yard touchdown pass with 22.1 seconds left, and No. 24 Oregon State beat Missouri 39-38 in the 73rd annual Sun Bowl. The win was OSU's third consecutive bowl victory.

The Beavers trailed by 14 points with 12:08 to go before rallying for their eighth victory in nine games. Bernard's 7-yard reception had cut the gap to seven with 6:02 to go.

Tony Temple had 194 yards, four short of the Sun Bowl record, on 20 carries with two touchdowns and Chase Daniel threw two touchdown passes for Missouri (8-5).

Senior quarterback Matt Moore threw four touchdown passes, a Sun Bowl record, and ran for a fifth for Oregon State. He was 5-for-7 for 55 yards on the winning drive, set up after Sammie Stroughter's 38-yard punt return to the Oregon State 46.

Bernard's conversion run came after Missouri called a timeout to freeze kicker Alexis Serna before the extra point. Instead, it gave the Beavers time to persuade coach Mike Riley to go for two - and the gamble paid off.

Missouri had seven plays of 29 yards or longer, including Danario Alexander's 74-yard touchdown catch and Temple's 65-yard run. Missouri responded after Oregon State scored on its opening drive of the second half for a 21-17 lead.

Tommie Saunders' 29-yard TD catch from tight end Chase Coffman off a lateral gave the lead back to Missouri and Temple's 65-yard untouched touchdown run seemingly put the Tigers in control at 31-21 with 5:58 in the third.

The victory was the latest in a series of nail-biters for Oregon State, which beat Hawai'i and Oregon by a combined five points in the last two regular-season games.

Moore was 31-for-54 for 356 yards and set a school record of 182 passes without an interception before getting picked off by Brandon Massey in the third quarter. Oregon State retained possession on the play after Massey fumbled.

The longest season in OSU history ended with the Beavers posting the second most victories ever for the program with 10. Oregon State ended the year No. 21 in the final Associated Press Poll, and No. 22 in the final USA Today Poll and Bowl Championship Series standings.

SCORING SUMMARY

	1	2	3	4	-	F
OREGON STATE	14	0	7	18	-	39
MISSOURI	7	10	14	7	-	38

1st Quarter

11:30 **MIZZOU** Temple 7-yard run (Wolfert kick), 10-80 3:30  
07:07 **OSU** Stroughter 13-yard pass from Moore (Serna kick), 13-80 4:23  
00:38 **OSU** Moore 1-yard run (Serna kick), 8-40 4:55

2nd Quarter

11:21 **MIZZOU** Wolfert 30-yard field goal, 10-69 4:17  
08:43 **MIZZOU** Alexander 74-yard pass from Daniel (Wolfert kick), 3-78 0:42

3rd Quarter

13:26 **OSU** Newton 11-yard pass from Moore (Serna kick), 4-41 1:34  
11:14 **MIZZOU** Saunders 29-yard pass from Coffman (Wolfert kick), 5-71 2:12  
0:58 **MIZZOU** Temple 65-yard run (Wolfert kick), 9-58 3:55

4th Quarter

13:06 **OSU** Serna 29-yard field goal, 9-58 3:55  
12:08 **MIZZOU** Coffman 18-yard pass from Daniel (Wolfert kick), 4-80 0:58  
06:02 **OSU** Bernard 7-yard pass from Moore (Serna kick), 7-76 2:14  
00:23 **OSU** Newton 14-yard pass from Moore (Bernard rush), 7-54 1:00

Attendance: 65,277

TEAM STATISTICS

	OSU	MIZZOU
First Downs	30	21
Rushing	6	7
Passing	24	13
Penalty	0	1
Net Rushing	101	202
Net Passing	356	359
Pass Attempts	54	32
Pass Comp.	31	17
Pass INT	1	0
Offensive Plays	83	65
Net Yards	457	561
Fumbles-Lost	1-1	3-2
Penalties-Yards	2-15	1-15
Punts-Yards	5-213	5-191
Punt Returns-Yards	3-54	1-(-1)
Kickoff Returns-Yards	2-47	1-9
Possession Time	33:35	26:25
3rd Down Conversions	6-15	5-13
4th Down Conversions	2-3	1-1
Sacks by - Yards	3-23	2-16

INDIVIDUAL STATISTICS

**RUSHING (Att-Yards-TD): Oregon State** - Y. Bernard 23-97-0; R. Jackson 1-16; M. Moore 5-(-12)-1. **Missouri** - T. Temple 20-194-2; J. Perry 3-13; M. Rucker 1-9; C. Daniel 9-(-14).

**PASSING (Att-Comp-Int-Yards-TD): Oregon State** - M. Moore 54-31-1-356-4. **Missouri** - C. Daniel 29-16-0-330-2; C. Coffman 1-1-0-29-1; T. Saunders 1-0-0-0-0; TEAM 1-0-0-0-0.


**RECEIVING (No-Yards-TD): Oregon State** - S. Stroughter 8-87-1; Y. Bernard 8-69-1; J. Newton 6-74-2; B. Powers 3-51; J. Vandiver 3-26; R. Jackson 2-19; C. Johnson 1-30. **Missouri** - M. Rucker 6-67; C. Coffman 5-83-1; B. Ekweremku 2-79; T. Saunders 2-40-1; D. Alexander 1-74-1; J. Perry 1-16.

**INTERCEPTIONS: Oregon State** - None. **Missouri** - B. Massey 1.

**FUMBLES (FF-FR): Oregon State** - D. Drayton 1-0; E. Moala Liava'a 1-0; A. Darlin 0-1. **Missouri** - D. Terrell 1-0; X. Jackson 1-0; S. Sulak 0-1.

**SACKS (No-Yards): Oregon State** - A. Darlin 1-0-9; J. Van Orsow 1-0-9; D. Drayton 1-0-5; G. Lee 0-5-0. **Missouri** - X. Jackson 1-0-10; S. Sulak 1-0-6.

**TACKLES (UA-A-Total): Oregon State** - J. LaRocque 7-2-9; A. Darlin 5-1-6; S. Piscitelli 5-0-5; B. Payton 5-0-5; D. Doggett 3-2-5; C. Francis 4-0-4; A. Afalava 3-1-4; D. Drayton 2-2-4; G. Lawson 2-0-2; B. Cornell 1-1-2; G. Lee 1-1-2; G. Laybourn 1-0-1; K. Lewis 1-0-1; J. Van Orsow 1-0-1; B. Hughes 1-0-1; E. Moala Liava'a 1-0-1; R. Jackson 1-0-1; I. Cook 1-0-1; S. Morales 0-1-1. **Missouri** - D. Terrell 11-1-12; M. Bacon 7-2-9; X. Jackson 5-4-9; B. Massey 3-3-6; W. Moore 5-0-5; S. Sulak 5-0-5; B. Christopher 4-1-5; D. Harrington 2-3-5; D. Overstreet 4-0-4; L. Williams 3-0-3; E. Hood 2-1-3; D. Scott 2-0-2; D. Johnson 1-1-2; C. Brown 1-1-2; J. Smith 1-0-1; V. Alexander 1-0-1; S. Blair 0-1-1.



2006 BRUT SUN BOWL ROSTER

Al Afalava, S  
William 'Akau'ola Vea, DT  
Yvenson Bernard, RB  
Pernell Booth, DT  
Kyle Brown, WR  
Victor Butler, DE  
Keo Camat, LB  
Brady Camp, TE  
Sean Canfield, QB  
Aaron Carlson, LS  
Tony Carrasco, RB  
Shane Cavanaugh, S  
Dennis Christopher, LB  
Tim Clark, CB  
Joel Cohen, LS  
Curtis Coker, DT  
Isaiah Cook, LB  
Bryant Cornell, LB  
Howard Croom, TE

Alan Darlin, LB  
Brian Davilla, WR  
Kyle DeVan, C  
James Dockery, S  
Derrick Doggett, LB  
Daniel Drayton, S  
Coye Francies, CB  
Naymon Frank, DE  
Matt Frosland, WR  
Taani Fuahala, DL  
Patrick Fuller, RB  
Ryan Gunderson, QB  
Austin Hall, S  
Nathan Hannah, OL  
Tom Hansen, LB  
Zach Harris, OL  
Marcus Henderson, C  
Patrick Henderson, CB  
Rickey Herod, CB

Brandon Hughes, WR  
Mitchel Hunt, DT  
Ruben Jackson, WR  
Chris Johnson, WR  
Justin Kahut, PK  
Taylor Kavanaugh, WR  
Casey Kjos, WR  
Daniel Klobes, S  
Adam Koets, DT  
Keaton Kristick, LB  
Jeff Kruskamp, DE  
Joey LaRocque, LB  
Gerard Lawson, CB  
Greg Laybourn, S  
Gerard Lee, DT  
Joe Lemma, DE  
Andy Levitre, OL  
Keenan Lewis, CB  
Josh Linehan, OT

Alex Linnenkohl, OL  
Kyle Loomis, P  
Kellen Marshall, CB  
Gabe Miller, TE  
Eric Moala Liava'a, LB  
Adam Moblely, S  
Lyle Moevao, QB  
Matt Moore, QB  
Shane Morales, WR  
Joe Newton, TE  
Papapa Nicholas, DL  
Aaron Nichols, WR  
Casey Noack, LB  
Slade Norris, LB  
Lahaina Olsen-Kuroda, WR  
Sam Oltman, WR  
Timi Oshinowo, OL  
Bryan Payton, S  
Gregg Peat, OL

Jeremy Perry, OG  
Sabby Piscitelli, S  
Ryan Pohl, OL  
Clinton Polk, WR  
Brandon Powers, WR  
John Reese, TE  
Dwight Roberson, LB  
Ikaika Rodenhurst, OL  
Roy Schuening, OG  
Alexis Serna, PK  
Ben Siegert, DT  
Matthew Sieverson, FS  
Mana Silva, QB  
Brennan Sim, QB  
Dorian Smith, DE  
Michael Sorem, RB  
Adam Speer, LB  
Eddie Stamm, LB  
Andy Stewart, RB

Micah Strickland, RB  
Sammie Stroughter, WR  
Jon Strowbridge, P  
Zach Tarver, WR  
Tavita Thompson, OL  
Suaesi Tuimaunei, S  
Jeff Van Orsow, DE  
Jason Vandiver, TE  
Jake Webber, PK  
Darley Weekes, LB  
Daniel Weis, TE  
Anthony Wheat-Brown, WR

2004 — INSIGHT BOWL — OREGON STATE VS. NOTRE DAME

OREGON STATE  
NOTRE DAME

38  
21

Bank One Ballpark  
Phoenix, Ariz. • Dec. 28, 2004

Weather — Indoors

For the second time since 2000 Oregon State and Notre Dame met in a bowl game in the Valley of the Sun. For the second time Oregon State made a statement with a 38-21 win over the Fighting Irish in the 16th annual Insight Bowl at Bank One Ballpark. The game was televised nationally by ESPN and featured an Insight Bowl attendance record of 45,917.

The Beavers, led by senior quarterback Derek Anderson, scored on two of their first three possessions and would eventually build a 21-0 lead midway through the second quarter. Notre Dame fought back to within 24-14 before Anderson put together arguably the best drive of his four-year career. The Scappoose native took OSU on a 90-yard, 12-play drive that concluded on a 1-yard touchdown pass to tight end Joe Newton, the last of two touchdown scores for the sophomore.

The win capped a rags to riches season for the Beavers and fourth-year head coach Mike Riley. OSU began the season 1-4, but rallied to win six of the final seven contests and end the year as one of the hottest teams in the nation.

"It was a big game for us," Anderson said. "To bounce back from the start that we had in this season and finish like this, it's huge."

Anderson, the offensive MVP of the Insight Bowl, tied a bowl record with four touchdown passes and turned in the sixth best passing mark in the history of the event with 358 yards. He connected with eight different receivers and was responsible for all but 20 yards of the entire offensive output.

Oregon State's first score was set up by a 52-yard punt return by freshman Sammie Stroughter. The Beavers began the drive at the Irish 27. Four plays later Anderson connected with senior George Gillett for a 12-yard score.

A second freshman set up the Beavers for their next score as Derrick Doggett blocked D.J. Fitzpatrick's punt and recovered on the four-yard line. Anderson found Newton on the second play, after being sacked, to push the lead to 14-0.

The Beavers third score came as Anderson found reserve tight end Dan Haines for 11 yards. Notre Dame desperately responded to stay in the game late in the half, scoring with 56 seconds remaining, on a 13-yard pass from quarterback Brady Quinn to tight end Anthony Fasano.

The second half began with cornerback Aric Williams intercepting Quinn as the Irish were putting together a nice drive that could have closed the gap. Williams' interception led to an Alexis Serna 38-yard field goal to make the score 24-7.

Notre Dame did close the gap to 24-14 after Jerome Collins blocked Sam Paulescu's punt. The Irish's best drive of the game went 49 yards on six plays and was capped by a Darius Walker five-yard touchdown

SCORING SUMMARY

	1	2	3	4	-	F
OREGON STATE	14	7	3	14	-	38
NOTRE DAME	0	7	7	7	-	21

1st Quarter

09:24 **OSU** Gillett 12-yard pass from Anderson (Serna kick), 4-27 1:18  
05:41 **OSU** Newton 11-yard pass from Anderson (Serna kick), 2-10 0:48

2nd Quarter

07:49 **OSU** Haines 11-yard pass from Anderson (Serna kick), 5-45 2:49  
00:56 **ND** Fasano 13-yard pass from Quinn (Fitzpatrick kick), 13-84 6:43

3rd Quarter

09:16 **OSU** Serna 38-yard field goal, 6-32 1:59  
02:40 **ND** Walker 5-yard run (Fitzpatrick kick), 6-49 3:34

4th Quarter

12:17 **OSU** Newton 1-yard pass from Anderson (Serna kick), 12-90 5:23  
04:52 **ND** McKnight 18-yard pass from Quinn (Fitzpatrick kick), 10-88 4:04  
03:19 **OSU** Wright 2-yard run (Serna kick), 4-28 1:33

Attendance: 45,917

TEAM STATISTICS

	OSU	ND
First Downs	19	17
Rushing	2	3
Passing	17	11
Penalty	0	3
Net Rushing	20	59
Net Passing	358	217
Pass Attempts	45	33
Pass Comp.	28	18
Pass INT	0	1
Offensive Plays	63	66
Net Yards	378	276
Fumbles-Lost	1-0	0-0
Penalties-Yards	5-45	2-10
Punts-Yards	4-141	8-225
Punt Returns-Yards	5-77	1-7
Kickoff Returns-Yards	3-34	6-109
Possession Time	25:42	34:18
3rd Down Conversions	6-14	7-16
4th Down Conversions	1-1	0-0
Sacks by - Yards	2-13	3-23

INDIVIDUAL STATISTICS

**RUSHING (Att-Yards-TD): Oregon State** - D. Wright 9-24-1; R. Cole 3-3; TEAM 1(-1); D. Anderson 5(-6). **Notre Dame** - D. Walker 13-43-1; R. Grant 14-19; B. Quinn 4-10; M. Wilson 1-0; C. Anastasio 1(-13).

**PASSING (Att-Comp-Int-Yards-TD): Oregon State** - D. Anderson 45-28-0-358-4. **Notre Dame** - B. Quinn 29-17-1-214-2; P. Dillingham 3-1-0-3-0; J. Hoskins 1-0-0-0-0.


**RECEIVING (No-Yards-TD): Oregon State** - J. Newton 7-85-2; M. Hass 5-105; G. Gillett 4-62-1; M. Love 4-37; D. Haines 3-25-1; Y. Bernard 2-19; D. Wright 2-16; J. Hawkins 1-9. **Notre Dame** - J. Samardzija 5-89; R. McKnight 4-90-1; M. Wilson 2-3; D. Walker 1-13; A. Fasano 1-13-1; B. Palmer 1-6; R. Harris 1-3; R. Powers-Neal 1-2; J. Schmidt 1-1; M. Shelton 1(-3).

**INTERCEPTIONS: Oregon State** - A. Williams 1. **Notre Dame** - None.

**FUMBLES (FF-FR): Oregon State** - None. **Notre Dame** - None.

**SACKS (No-Yards): Oregon State** - T. Bray 1.5-11; C. Scott 1.0-9; A. Darksins 1.0-3; J. Pollard 1.0-2; S. Piscitelli 1.0-1; J. Van Orsow 0.5-6. **Notre Dame** - K. Budinscak 2.0-18; G. Pauly 1.0-2.

**TACKLES (UA-A-Total): Oregon State** - T. Bray 6-4-10; K. Ellison 3-5-8; M. Meeuwesen 4-2-6; J. Pollard 4-0-4; S. Piscitelli 3-0-3; B. Browner 3-0-3; C. Scott 1-2-3; C. Coker 1-2-3; A. Darksins 2-0-2; L. Herron 2-0-2; D. Doggett 2-0-2; B. Swancutt 2-0-2; A. Williams 2-0-2; B. Siegert 1-1-2; J. Van Orsow 1-1-2; K. Davidson 1-1-2; A. Smith 1-1-2; J. Lemma 0-2-2; G. Gillett 1-0-1; A. Darlin 1-0-1; C. Burnley 0-1-1. **Notre Dame** - T. Zbikowski 5-2-7; C. Campbell 4-0-4; P. Jackson 4-0-4; K. Budinscak 3-1-4; D. Ellick 3-1-4; D. Curry 2-2-4; B. Hoyte 2-1-3; M. Goolsby 1-2-3; Q. Burrell 2-0-2; V. Abiamiri 1-1-2; A. Wooden 1-1-2; C. Mays 0-2-2; C. Ndukwe 1-0-1; D. Fitzpatrick 1-0-1; T. Thomas 1-0-1; M. Richardson 1-0-1; M. Thomas 1-0-1; B. Quinn 1-0-1; C. Frome 1-0-1; G. Pauly 1-0-1; J. Samardzija 1-0-1; L. Bolen 0-1-1; B. Beidatsch



2004 INSIGHT BOWL ROSTER

Derek Anderson, QB  
Eric Anderson, LB  
Sir Henry Anderson, DT  
Yvenson Bernard, TB  
Nick Bodeman, WR  
Pernell Booth, DT  
Trent Bray, LB  
Brent Bridges, OG  
Matt Brock, C  
Brandon Browner, CB  
Darrick Bruns, LS  
Dallas Buck, DB  
Charles Burnley, DB  
Gabe Button, TE  
Colt Charles, QB  
Keller Christensen, LB  
Curtis Coker, DT  
Ryan Cole, TB  
John Dailey, PK

Andy Darksins, LB  
Alan Darlin, LB  
Kevin Davidson, LB  
Kyle DeVan, DL  
Derrick Doggett, LB  
Daniel Drayton, S  
Trent Bray, LB  
Naymon Frank, DE  
George Gillett, WR  
Ryan Gunderson, QB  
Zach Hegemeister, TE  
Dan Haines, TE  
Derek Hall, DT  
Jim Hanchett, TE  
Mike Hass, WR  
Josh Hawkins, WR  
Lamar Herron, S  
Brian Hildebrand, QB  
Brandon Hughes, WR

Nate Johns, WR  
Michael Jones, TB  
Paul Kirwan, QB  
Adam Koets, DT  
Jeff Kruskamp, TE  
Seth Lacey, LB  
Gerard Lawson, CB  
Joe Lemma, DE  
Andy Levitre, OL  
Keenan Lewis, CB  
Josh Linehan, OT  
Pat Loney, TE  
Marcel Love, WR  
Kellen Marshall, CB  
Mitch Meeuwesen, S  
Chris Miller, OT  
Joe Newton, TE  
Doug Nienhuis, OT  
Blake Normine, WR

Slade Norris, S  
Corey O'Neill, PK  
Star Paddock, LS  
Sam Paulescu, P  
Bryan Payton, CB  
Jeremy Perry, OG  
Kelly Phelps, LB  
Sabby Piscitelli, S  
Jonathan Pollard, LB  
Brandon Powers, WR  
Ryan Rainwater, DL  
J.C. Ronnfeldt, OG  
Adam Rothenfluh, QB  
Joe Rudolph, DE  
Brandon Scales, DE  
Roy Schuening, OG  
Brady Schleichel, QB  
Chaz Scott, LB  
Alexis Serna, PK

Ben Siegert, DT  
Matthew Sieverson, S  
Alvin Smith, DT  
Evan Smith, LB  
Olaniyi Sobomohin, RB  
Adam Speer, DL  
Eddie Stamm, LB  
Sammie Stroughter, WR  
Jon Strowbridge, P  
Bill Swancutt, DE  
Kevin Swanigan, WR  
Zach Tarver, WR  
Tavita Thompson, DL  
Caleb Tommasini, CB  
Whitfield Usher, OL  
Jeff Van Orsow, DE  
Jimitavis Walker, RB  
Daniel Weis, RB/LB  
Jeremy Weldon, TE

Anthony Wheat-Brown, WR  
Harvey Whiten, S  
Aric Williams, CB  
Dwight Wright, TB  
Patrick Wu, OL

2003 — LAS VEGAS BOWL — OREGON STATE VS. NEW MEXICO

OREGON STATE  
NEW MEXICO

55  
14

Sam Boyd Stadium  
Las Vegas, Nev. • Dec. 24, 2003

Weather — 58 degrees, Cloudy, Wind Calm

Mike Riley made his bowl game debut as a head coach a successful one, as Oregon State dominated New Mexico, winning 55-14.

The Beavers' roster was dotted with student-athletes from Las Vegas, and the thought of returning home for a bowl game was exciting, judging from the team's performance.

The Beavers opened the game with the ball and went 83 yards in nine plays for the first score. Quarterback Derek Anderson threw a 34-yard strike to tailback Steven Jackson, one of the Las Vegas boys, for the first of Jackson's bowl game-record-tying five touchdowns. Kirk Ylioniemi booted a 21-yard field goal on the next drive, giving OSU a 10-0 lead. New Mexico had no first downs at this point.

The Lobos used a Brand Ratcliff 40-yard kickoff return to set up their only score of the first three quarters. Quarterback Casey Kelly and Hank Baskett hooked up on a 27-yard pass to make the game 10-7, but that was about it for the Lobo offense for the half.

Oregon State ended the opening quarter with a 17-7 lead, as Anderson hit receiver Mike Hass for 42 yards on the final play of the opening stanza. The Beaver offense had already rolled up 204 yards and 10 first downs, while the Beaver defense had allowed just one first down.

The Beavers made it 24-7 midway through the second quarter on the first of four rushing touchdowns, this one a three-yard romp. Less than two minutes later, thanks to a UNM fumble, Jackson went 11 yards to make the score 31-7, the eventual halftime score.


The first half statistics were staggering. OSU had 17 first downs, UNM one. Total yardage was 308-35.

The Beaver defense once again stymied the Lobo offense on the first possession of the second half, and the Beaver offense extended the margin on its first drive. Jackson accounted for 48 of the 59 yards on the drive, including a six-yard score.

The teams traded punts for most of the remaining third quarter, before Ylioniemi's 31-yard field goal made it 41-7 at the end of three.

Jackson added another one-yard score early in the fourth quarter to end his night and ultimately his OSU career — he announced after the game that he was forgoing his final year of college eligibility and entering the NFL Draft. Jackson ended

the game with 149 yards rushing. Anderson also sat on the sideline for the rest of the game after passing for 322 yards and two touchdowns.



SCORING SUMMARY

	1	2	3	4	-	F
OREGON STATE	17	14	10	14	-	55
NEW MEXICO	7	0	0	7	-	14

1st Quarter

09:59 **OSU** Jackson 34-yard pass from Anderson (Ylioniemi kick), 9-83 5:01

06:38 **OSU** Ylioniemi 21-yard field goal, 7-48 1:21

04:59 **UNM** Baskett 27-yard pass from Kelly (Zunker kick), 5-34 1:39

00:00 **OSU** Hass 42-yard pass from Anderson (Ylioniemi kick), 5-88 2:12

2nd Quarter

08:40 **OSU** Jackson 3-yard run (Ylioniemi kick), 9-60 3:47

07:01 **OSU** Jackson 11-yard run (Ylioniemi kick), 2-15 0:46

3rd Quarter

12:57 **OSU** Jackson 6-yard run (Ylioniemi kick), 4-59 0:35

02:41 **OSU** Ylioniemi 31-yard field goal, 11-63 4:29

4th Quarter

12:06 **OSU** Jackson 1-yard run (Ylioniemi kick), 6-39 3:06

09:22 **UNM** Counter 17-yard pass from McKamey (Zunker kick), 5-63 2:44

04:40 **OSU** Hawkins 19-yard pass from Rothenfluh (Ylioniemi kick), 12-72 4:42

Attendance: 25,437

TEAM STATISTICS

	OSU	UNM
First Downs	29	7
Rushing	10	3
Passing	17	3
Penalty	2	1
Net Rushing	154	6
Net Passing	386	121
Pass Attempts	41	23
Pass Comp.	27	10
Pass INT	1	1
Offensive Plays	76	57
Net Yards	540	127
Fumbles-Lost	1-1	1-1
Penalties-Yards	10-94	13-103
Punts-Yards	3-112	10-391
Punt Returns-Yards	5-16	1-0
Kickoff Returns-Yards	3-65	8-175
Possession Time	29:16	30:19
3rd Down Conversions	7-14	2-14
4th Down Conversions	1-1	0-0
Sacks by - Yards	5-44	1-3

INDIVIDUAL STATISTICS

**RUSHING (Att-Yards-TD): Oregon State** - S. Jackson 28-149-4; J. Newson 1-5; D. Wright 5-3; D. Anderson 1-(-3). **New Mexico** - A. Byrd 2-13; K. McKamey 5-7; D. Moore 11-5; L. Brody 1-3; T. Thomas 2-(-1); D. Cox 4-(-1); C. Kelly 9-(-20).

**PASSING (Att-Comp-Int-Yards-TD): Oregon State** - D. Anderson 32-21-1-322-2; A. Rothenfluh 8-6-0-64-1; J. Newson 1-0-0-0-0. **New Mexico** - C. Kelly 12-4-0-32-1; K. McKamey 9-4-1-25-1; M. Brunner 1-1-0-18-0; H. Baskett 1-1-0-46-0.

**RECEIVING (No-Yards-TD): Oregon State** - T. Euhus 7-121-0; M. Hass 6-88-1; S. Jackson 5-51-1; J. Newson 3-57; G. Gillett 3-25; J. Hawkins 1-19-1; J. Newton 1-0-1; D. Wright 1-10. **New Mexico** - D. Counter 2-63-1; M. Augustyniak 2-11; T. Thomas 2-3; H. Baskett 1-27-1; K. McKamey 1-18; Z. Cresap 1-3; D. Moore 1-(-4).

**INTERCEPTIONS: Oregon State** - S. Piscitelli 1. **New Mexico** - N. Speegle 1.

**FUMBLES (FF-FR): Oregon State** - C. Scott 0-1. **New Mexico** - S. Kincaid 0-1.

**SACKS (No-Yards): Oregon State** - C. Scott 1.5-19; B. Swancutt 1.5-10; D. Edwards 1.5-9; R. Seigler 0.5-4. **New Mexico** - D. Kegler 1.0-3.

**TACKLES (UA-A-Total): Oregon State** - T. Bray 5-2-7; K. Davidson 3-4-7; L. Turner 3-3-6; D. Edwards 1-5-6; C. Scott 3-2-5; R. Seigler 2-3-5; B. Swancutt 2-1-3; H. Whiten 2-1-3; K. Phelps 2-0-2; J. Lemma 1-1-2; J. Jean-Baptiste 1-1-2; J. Newson 1-1-2; B. Siegert 0-2-2; J. Pollard 0-2-2; M. Hass 1-0-1; A. Williams 1-0-1; M. Meeuwsen 1-0-1; TEAM 1-0-1; B. Browner 1-0-1; J. Weldon 1-0-1; K. Ylioniemi 1-0-1; B. Scales 0-1-1; S. Anderson 0-1-1; D. Hall 0-1-1; A. Smith 0-1-1; R. Cole 0-1-1; S. Piscitelli 0-1-1. **New Mexico** - D. Gawronski 3-4-7; N. Speegle 2-5-7; B. Ratcliff 5-1-6; G. Fulbright 4-2-6; S. Wiley 4-2-6; J. Bazinet 3-3-6; B. Strother 1-5-6; D. Kegler 3-2-5; Z. Rupp 2-3-5; M. Parker 2-2-4; J. Malone 1-3-4; K. Walton 1-2-3; B. Payne 1-2-3; M. Mohoric 1-2-3; M. Lovato 0-3-3; S. Kincaid 0-2-2; T. Golden 0-2-2; A. Haynes 1-0-1; J. Paoli 1-0-1; H. Baskett 1-0-1; K. Coulter 1-0-1.

2003 LAS VEGAS BOWL ROSTER

Eric Anderson, LB  
Derek Anderson, QB  
Sir Henry Anderson, DT  
Zac Babb, OL  
Yvenson Bernard, TB  
Trent Bray, LB  
Brent Bridges, OG  
Matt Brock, C  
Brandon Browner, CB  
Darrick Bruns, LS  
Dallas Buck, S  
Gabe Button, TE  
Brandon Catanese, DB  
Colt Charles, QB  
Brad Ching, WR  
Keller Christensen, LB  
Cole Clasen, WR  
Brandon Cobb, DB  
Curtis Coker, DT

Ryan Cole, RB  
D.J. Coote, CB  
Patrick Custer, LS  
John Dailey, PK  
Andy Darkins, LB  
Kevin Davidson, LB  
Matt Davis, OG  
Kyle DeVan, OL  
Derrick Doggett, LB  
Dwan Edwards, DT  
Tim Euhus, TE  
Kenny Farley, WR  
Sean Fong, DB  
Naymon Frank, DE  
Jason Fyda, OG  
Phil Ghilarducci, WR  
George Gillett, WR  
Ryan Gunderson, QB  
Jason Haas, OL

Dan Haines, TE  
Derek Hall, OT  
Mike Hass, WR  
Josh Hawkins, WR  
Jeremy Hoover, TB  
Jamaal Jackson, CB  
Steven Jackson, TB  
Jayson Jean-Baptiste, DE  
Danny Kalavi, LB  
Brian Kilkenny, OT  
Paul Kirwan, QB  
Adam Koets, OT  
Jeff Kruskamp, TE  
Seth Lacey, LB  
Gerard Lawson, CB  
Scott Lawson, WR  
Joe Lemma, DE  
Josh Linehan, OT  
Brandon Lockheart, OT

Pat Loney, TE  
David Lose, OG  
Jason Lowe, LB  
Kellen Marshall, CB  
Doug Meeuwsen, LB  
John Millar, P  
James Newson, WR  
Joe Newton, TE  
Doug Nienhuis, OT  
Kelly Phelps, LB  
Sabby Piscitelli, SS  
Jonathan Pollard, LB  
Brandon Powers, WR  
Jake Pratt, OT  
Brandon Robinson, WR  
J.C. Ronnfeldt, OG  
Adam Rothenfluh, QB  
Dan Rothwell, DE  
Joe Rudolph, DE

Ryan Rufener, QB  
Kanan Sanchez, OG  
Brandon Scales, DE  
Brady Schallich, QB  
Roy Schuening, OG  
Chaz Scott, LB  
Chris Scott, OT  
Richard Seigler, LB  
Alexis Serna, PK  
Ben Siegert, OT  
Alvin Smith, DT  
Scott Smith, TE  
Olaniyi Sobomehin, TB  
Arcadius St. Laurent, WR  
Jon Strowbridge, P  
Bill Swancutt, DE  
Carl Tobey, P  
Lawrence Turner, SS  
Whitfield Usher, OG

Jeff Van Orsow, DE  
Jeremy Weldon, TE  
Anthony Wheat-Brown, DB  
Harvey Whiten, S  
Aric Williams, CB  
Justin Williams, CB  
Brent Wismer, PK  
Ross Wopat, PK  
Dwight Wright, TB  
Patrick Wu, OT  
Kirk Ylioniemi, PK

2002 — INSIGHT.COM BOWL — OREGON STATE VS. PITTSBURGH

PITTSBURGH  
OREGON STATE

38  
13

Bank One Ballpark  
Phoenix, Ariz. • Dec. 26, 2002

Weather — 46 degrees, Clear, Wind Calm

What a difference a half makes.

After heading to the locker room following the first half tied 10-10 with the No. 24 ranked Pittsburgh Panthers, things fell apart for Oregon State in the second half. The Beavers wound up dropping a 38-13 decision to Pitt at the Insight Bowl before 40,533 fans at Bank One Ballpark.

Despite the defeat, it was another very successful season for Oregon State. The Beavers made their third trip in four years to a bowl game and OSU finished the season with eight victories (8-5), which tied for the fourth most season wins in school history.

Pittsburgh opened the scoring by taking the opening kickoff and moving 69 yards in six plays to score when wide receiver Larry Fitzgerald made a diving finger tip reception of a 40-yard touchdown pass from Rod Rutherford with 11:50 left in the quarter. The Panther touchdown amounted to only the third offensive TD allowed by the Beavers' defense during the first quarter of play in the 2002 season.

Oregon State bounced right back with a quick touchdown of its own to quickly tie the contest. It took the Beavers less than two minutes to knot the score at 7-7. OSU moved 72 yards in only three plays. On a second-down play from the OSU 35-yard line, the Beavers' James Newson caught a quick pass from Derek Anderson and appeared to be tackled after about a 10-yard gain. Instead, Newson's knee did not go down and he broke free for a 65-yard TD run down the sideline to tie the game.

Neither team had a scoring threat again until the second quarter. On OSU's fourth possession of the game, the Beavers drove from their own 10 to Pitt's 32 where the drive stalled. Kirk Ylioniemi then booted a 50-yard field goal to give OSU a 10-7 lead with 7:56 left in the half. For Ylioniemi, the 50-

yard field goal matched his career long successful kick.

It appeared OSU would take its 10-7 lead to the locker room, but a great play by Pitt's special teams of downing a punt on OSU's 3-yard line led to an eventual field goal. Unable to move away from the goal line, the Beavers' Carl Tobey punted from the end zone and Pitt got the ball at OSU's 32-yard line with 1:07 to play. Pitt reached OSU's 27-yard line and David Abdul booted a 45-yard field goal as time ran out in the first half.

Pitt's Tez Morris intercepted an Anderson pass during OSU's first possession of the second half and returned the pick 37 yards to the OSU 23-yard line to change the entire momentum of the game.

SCORING SUMMARY

	1	2	3	4	-	F
PITTSBURGH	7	3	14	14	-	38
OREGON STATE	7	3	3	0	-	13

1st Quarter

11:50 **PITT** Fitzgerald 40-yard pass from Rutherford (Abdul kick), 6-69 3:10  
09:54 **OSU** Newson 65-yard pass from Anderson (Ylioniemi kick), 3-72 1:56

2nd Quarter

07:56 **OSU** Ylioniemi 50-yard field goal, 10-58 3:53  
00:00 **PITT** Abdul 45-yard field goal, 7-5 1:07

3rd Quarter

12:08 **PITT** Rutherford 1-yard run (Abdul kick), 2-23 0:26  
03:26 **PITT** Robinson 66-yard punt return (Abdul kick)  
00:36 **OSU** Ylioniemi 31-yard field goal, 10-56 2:50

4th Quarter

05:38 **PITT** Miree 7-yard run (Abdul kick), 7-44 2:50  
03:02 **PITT** Palko 8-yard run (Abdul kick), 4-18 2:11

Attendance: 40,533

TEAM STATISTICS

	OSU	PITT
First Downs	20	21
Rushing	3	10
Passing	16	7
Penalty	1	4
Net Rushing	70	117
Net Passing	319	183
Pass Attempts	45	26
Pass Comp.	21	13
Pass INT	1	0
Offensive Plays	77	67
Net Yards	327	300
Fumbles-Lost	2-1	0-0
Penalties-Yards	9-90	7-55
Punts-Yards	6-241	7-287
Punt Returns-Yards	4-26	4-83
Kickoff Returns-Yards	6-152	4-61
Possession Time	29:40	30:20
3rd Down Conversions	8-18	5-13
4th Down Conversions	0-2	0-0
Sacks by - Yards	5-38	3-19

INDIVIDUAL STATISTICS

**RUSHING (Att-Yards-TD): Oregon State** - S. Jackson 19-34; D. Wright 7-22; D. Anderson 6-(48). **Pittsburgh** - B. Miree 20-113-1; L. Polite 3-11; T. Palko 1-8; J. Walker 2-2; TEAM 2-(1); T. Murphy 1-(2); R. Rutherford 12-(14).

**PASSING (Att-Comp-Int-Yards-TD): Oregon State** - D. Anderson 45-21-1-319-1. **Pittsburgh** - R. Rutherford 26-13-0-183-1.

**RECEIVING (No-Yards-TD): Oregon State** - J. Newson 10-65-1; T. Euhus 3-72; C. Clasen 2-29; S. Kintner 2-25; S. Jackson 2-14; K. Farley 2-14.

**Pittsburgh** - L. Fitzgerald 5-88-1; L. Slade 3-36; B. Miree 2-35; M. Furman 2-17; K. Wilson 1-7.

**INTERCEPTIONS: Oregon State** - None. **Pittsburgh** - T. Morris 1.

**FUMBLES (FF-FR): Oregon State** - None. **Pittsburgh** - C. Humphries 1-0; B. Guzek 0-1.

**SACKS (No-Yards): Oregon State** - N. Happe 2-0-11; B. Swancutt 1-5-13; N. Barnett 1-0-9; E. Manning 0-5-5. **Pittsburgh** - C. Harriott 2-0-16; V. Crochunis 0-5-2; B. Guzek 0-5-1.

**TACKLES (JA-A-Total): Oregon State** - N. Happe 3-6-9; N. Barnett 2-7-9; E. Manning 2-6-8; M. Meeuwsen 2-5-7; E. Tuma 0-7-7; D. Edwards 1-5-6; T. Roberts 3-2-5; R. Seigler 2-3-5; B. Swancutt 1-4-5; J. Lee 2-1-3; D. Weathersby 2-1-3; L. Turner 1-2-3; C. Carlyle 2-0-2; T. Bray 1-1-2; T. Euhus 1-0-1; B. Catanese 1-0-1; J. Pollard 1-0-1; P. Loney 0-1-1; C. Scott 0-1-1; S. Lacey 0-1-1; R. Kanekeberg 0-1-1. **Pittsburgh** - T. Cox 7-1-8; L. Moore 3-5-8; G. Hayes 3-5-8; B. Guzek 0-7-7; C. Harriott 5-1-6; C. Humphries 2-4-6; S. Robinson 4-1-5; T. Morris 2-3-5; V. Crochunis 2-2-4; B. Beinecke 2-2-4; G. Urschler 1-3-4; T. Gilliard 1-3-4; W. Ferguson 2-0-2; S. Spencer 1-1-2; T. Gray 1-1-2; T. Smith 0-2-2; M. Pinder 0-2-2; D. Stephens 1-0-1; J. Holthaus 0-1-1; S. McCurley 0-1-1; J. Horne 0-1-1.


It was the only interception thrown by Anderson. Three plays later Rutherford scored on a 1-yard run for a 17-10 Panther lead.

The backbreaker for OSU came later in the third quarter when the Panthers' Shawn Robinson returned a punt 66 yards for a touchdown to give Pitt a 24-10 lead with 3:26 remaining in the period.

The Beavers had a good chance to get back into the game on their next possession. OSU moved from its own 30 to the Pitt 7-yard line for first and goal. However, Anderson got sacked on first down (loss of 7 yards) and the Beavers were held to a 31-yard field goal by Ylioniemi. The field goal by Ylioniemi was his 15th consecutive successful boot of the season, which tied the OSU career record.

Pittsburgh added a pair of touchdowns in the fourth quarter when the Beavers gave the Panthers great field position as a result of failing on a fourth down attempt and a fumble.

One huge problem for OSU was its inability to establish the run. Steven Jackson entered the game as the nation's No. 4 leading rusher and the Beavers' season record holder, but he finished the game with only 34 yards.



2002 INSIGHT.COM BOWL ROSTER

Derek Anderson, QB  
Nick Barnett, LB  
Jayson Boyd, WR  
Trent Bray, LB  
Nate Brentano, WR  
Matt Brock, C  
Travis Brown, WR  
Calvin Carlyle, CB  
Brandon Catanese, FS  
Ryan Casca, PK  
Cole Clasen, WR  
Matt Davis, OG  
Dwan Edwards, DT  
Tim Euhus, TE  
Kenny Farley, WR  
Josh Farrell, TB  
Peter Gregg, DE  
Noah Happe, DE  
Mike Hass, WR

Jamaal Jackson, CB  
Jermaine Jackson, TE  
Steven Jackson, TB  
Shamon Jamerson, CB  
Jayson Jean-Baptiste, DE  
Riley Jenkins, TB  
Ryan Kanekeberg, LB  
Brian Kilkenny, DT  
Shawn Kintner, WR  
Mike Kuykendall, OG  
Seth Lacey, LB  
James Lee, DT  
Pat Loney, TE  
David Lose, OG  
Jason Lowe, LB  
Eric Manning, DT  
Mitch Meeuwsen, FS  
Dustin Murray, SS  
James Newson, WR

Doug Nienhuis, OT  
Jonathan Pollard, LB  
Terrell Roberts, CB  
Tyler Ross, TE  
Adam Rothenfluh, QB  
Kanan Sanchez, OG  
Chaz Scott, LB  
Richard Seigler, LB  
Bill Swancutt, DE  
Carl Tobey, P  
Seth Trimmer, WR  
Erik Tuma, LB  
Lawrence Turner, SS  
Dennis Weathersby, CB  
Jeremy Weldon, DT  
Aric Williams, CB  
Dwight Wright, TB  
Kirk Ylioniemi, PK

# 2023 OREGON STATE FOOTBALL

## 2001 ('00 SEASON) — FIESTA BOWL — OREGON STATE VS. NOTRE DAME

**OREGON STATE**  
**NOTRE DAME**

**41**  
**9**

Sun Devil Stadium  
Tempe, Ariz. • Jan. 1, 2001

Weather — 63 degrees, Clear, W-5 (West)

Oregon State played its best and most complete football game of the season in routing No. 10 Notre Dame 41-9 in the 30th annual Tostitos Fiesta Bowl in the Beavers' first-ever appearance in a BCS Bowl.

Oregon State totally dominated the Irish from the opening kickoff. The Beavers led only 12-3 at halftime and Notre Dame was fortunate the margin wasn't larger as OSU rolled up 278 yards in the first half, including 246 through the air, to 98 for the Irish.

The Beavers scored on three of their four possessions in the first half. On the one possession OSU did not score, the Beavers drove 83 yards in nine plays, only to be stopped on fourth down at the Notre Dame 1-yard line. Patrick McCall was thrown for a 4-yard loss on fourth down as OSU was attempting to stretch its 6-0 lead. As it was, the Beavers took only four plays to score on their next possession, which started at their 10-yard line. After a 14-yard pass to T.J. Houshmandzadeh and a 2-yard run by Ken Simonton, Jonathan Smith connected on a 74-yard TD pass to Chad Johnson boosting OSU's lead to 12-0.

Notre Dame had generated only eight yards in total offense on six offensive plays in the first quarter, a quarter dominated by the aggressive Beaver defense.

It took a major mistake by OSU for Notre Dame to avoid being shut out in the first half. The Beavers had the Irish pinned on their own 2-yard line facing a third down-and-31 situation. OSU forced an incomplete pass, but the Beavers' Calvin Carlyle was flagged for a late hit on the play and the 15-yard personal foul carried an automatic first down. The Irish took advantage of the break and marched to OSU's 12-yard line before kicking a 29-yard field goal as time expired in the first half.

The third quarter will be remembered forever by Beaver fans, as OSU pummeled Notre Dame with a 29-point blitzkrieg. It all started innocently enough as the Irish forced the Beavers to punt for the first time in the contest after holding OSU on the opening series. The floodgates opened after that. In the span of eight minutes the Beavers accounted for 29 points.

On Notre Dame's first possession of the second half, Darnell Robinson sacked Irish quarterback Matt LoVecchio on second down and forced a fumble in the process. Two plays later Smith connected on a 23-yard TD pass to Houshmandzadeh.

### SCORING SUMMARY

	1	2	3	4	-	F
<b>OREGON STATE</b>	<b>3</b>	<b>9</b>	<b>29</b>	<b>0</b>	<b>-</b>	<b>41</b>
<b>NOTRE DAME</b>	<b>0</b>	<b>3</b>	<b>0</b>	<b>6</b>	<b>-</b>	<b>9</b>

#### 1st Quarter

07:27 **OSU** Cesca 32-yard field goal, 11-59 5:32

#### 2nd Quarter

14:55 **OSU** Cesca 29-yard field goal, 12-50 5:08

04:18 **OSU** Johnson 74-yard pass from Smith (Cesca kick), 4-90 1:08

00:00 **ND** Setta 29-yard field goal, 15-65 4:18

#### 3rd Quarter

12:04 **OSU** Houshmandzadeh 23-yard pass from Smith (Cesca kick), 2-26 0:45

09:08 **OSU** Roberts 45-yard punt return (Prescott pass)

07:02 **OSU** Johnson 4-yard pass from Smith (Cesca kick), 4-22 0:58

04:54 **OSU** Simonton 4-yard run (Cesca kick), 4-55 1:31

#### 4th Quarter

06:07 **ND** Fisher 1-yard run (LoVecchio rush failed), 12-57 5:10

Attendance: 75,428

### TEAM STATISTICS

	OSU	ND
First Downs	20	18
Rushing	7	5
Passing	12	7
Penalty	1	6
Net Rushing	156	17
Net Passing	319	138
Pass Attempts	25	33
Pass Comp.	17	13
Pass INT	0	2
Offensive Plays	64	70
Net Yards	446	155
Fumbles-Lost	3-1	2-1
Penalties-Yards	18-174	7-42
Punts-Yards	3-117	6-249
Punt Returns-Yards	4-106	2-(-1)
Kickoff Returns-Yards	1-12	6-146
Possession Time	29:47	30:13
3rd Down Conversions	5-13	4-15
4th Down Conversions	1-2	0-2
Sacks by - Yards	5-42	3-15

### INDIVIDUAL STATISTICS

**RUSHING (Att-Yards-TD): Oregon State** - K. Simonton 18-85-1; A. Battle 8-32; P. McCall 10-25; N. Stremick 1-(-2); J. Smith 2-(-13). **Notre Dame** - J. Jones 13-30; T. Howard 8-28; T. Fisher 5-9-1; T. Lopienski 1-0; J. Getherall 1-(-1); M. LoVecchio 9-(-49).

**PASSING (Att-Comp-Int-Yards-TD): Oregon State** - J. Smith 24-16-0-305-3; N. Stremick 1-1-0-14-0. **Notre Dame** - M. LoVecchio 33-13-2-138-0.

**RECEIVING (No-Yards-TD): Oregon State** - T. Houshmandzadeh 6-74-1; C. Johnson 4-93-2; M. Maurer 3-82; R. Prescott 2-41; P. McCall 1-15; T. Moala 1-14. **Notre Dame** - D. Givens 4-23; J. Hunter 3-57; D. O'Leary 2-36; T. Fisher 2-2; J. Getherall 1-10; J. Jones 1-10.

**INTERCEPTIONS (Oregon State)** - K. Heyward-Johnson 1; D. Robinson 1. **Notre Dame** - None.

**FUMBLES (FF-FR): Oregon State** - D. Robinson 1-0; E. Manning 0-1. **Notre Dame** - R. Boiman 2-0; A. Denman 1-0; J. Beckstrom 0-1.


**SACKS (No-Yards): Oregon State** - L. Jackson 2.0-14; R. Atkinson 1.0-11; D. Robinson 1.0-9; D. Grant 1.0-8; E. Manning 1.0-6. **Notre Dame** - A. Wisne 1.0-7; R. Boiman 1.0-6; D. Dykes 1.0-2.

**TACKLES (UA-A-Total): Oregon State** - J. Allen 7-0-7; D. Robinson 4-3-7; T. Carroll 3-4-7; R. Seigler 3-1-4; B. Marthaller 2-2-4; D. Grant 3-0-3; T. Moala 2-1-3; R. Atkinson 2-1-3; L. Jackson 2-1-3; D. Edwards 1-2-3; E. Manning 2-0-2; N. Barnett 2-0-2; J. Newson 1-1-2; E. Tuma 1-1-2; J. Cookus 1-1-2; C. Carlyle 1-1-2; K. Rosselle 1-0-1; N. Happe 1-0-1; C. O'Neal 1-0-1; R. Walker 1-0-1; J. Jacobs 1-0-1; K. Heyward-Johnson 1-0-1; N. Stremick 1-0-1; B. Tulikihihifo 0-1-1; G. Brown-Davis 0-1-1; S. O'Reilly 0-1-1; D. Weathersby 0-1-1; T. Roberts 0-1-1. **Notre Dame** - A. Denman 5-4-9; R. Boiman 5-4-9; T. Driver 4-3-7; R. Roberts 0-5-5; R. Israel 2-2-4; P. Ryan 2-2-4; T. Harrison 1-3-4; C. Jefferson 3-0-3; A. Wisne 2-1-3; G. Earl 2-1-3; B. Williams 2-0-2; S. Walton 2-0-2; G. Sapp 2-0-2; L. Legree 1-1-2; J. Beckstrom 1-1-2; J. Smith 1-1-2; J. Getherall 1-0-1; A. Weaver 1-0-1; D. Campbell 1-0-1; D. Dykes 1-0-1; V. Duff 1-0-1; C. Hilliard 0-1-1; C. Watson 0-1-1.

Next came a bizarre punt return for a TD as Houshmandzadeh returned a Notre Dame punt from OSU's 27, was hit at the 50 and fumbled, only to have teammate Terrell Roberts field the ball in the air and race 45 yards for a TD.

Smith passed 4-yards to Johnson for another score and Simonton, who had 85 yards rushing on 18 carries, scored the final Beaver TD on a 4-yard run.

Smith was named the Offensive Player of the Game after completing 16 of 24 passes for 305 yards and 3 touchdowns. Robinson was named the Defensive Player of the Game after recording seven tackles, a sack, two tackles for loss, a pass breakup and a pass interception.



### 2001 FIESTA BOWL ROSTER

Junior Adams, WR  
James Allen, LB  
Ryan Atkinson, DT  
Nick Barnett, LB  
Antonio Battle, TB  
Nate Brentano, WR  
Matt Brock, C  
Greg Brown-Davis, LB  
Turner Byrd, WR  
Calvin Carlyle, FS  
Terrence Carroll, SS  
Ryan Cesca, PK  
Jake Cookus, SS  
Jared Cornell, OG  
Paul Davidian, OG  
Lee Davis, DT  
Matt Davis, OG  
Keith DiDomenico, OG  
Dwan Edwards, DT

Robbie Enghusen, OT  
Tim Euhus, TE  
Mike Fessler, P  
Steve Frketic, OG  
Samuel Gage, CB  
Brad Gerry, DB  
Chris Gibson, C  
George Gillett, WR  
DeLawrence Grant, DE  
Terrance Gray, CB  
Peter Gregg, DL  
Jason Haas, C  
Jarvez Hall, OL  
Noah Happe, LB  
Mike Havens, DL  
Keith Heyward-Johnson, CB  
Aaron Hill, WR  
Shayne House, QB  
T.J. Houshmandzadeh, WR

LaDairis Jackson, DE  
Jason Jacobs, FS  
Shamon Jamerson, CB  
Dustin Janz, OL  
Riley Jenkins, WR  
Bennie Johnson, TE  
Chad Johnson, WR  
Greg Jones, LB  
Ryan Kanekeberg, QB  
Colin Kealoha, OL  
Brian Kilkenny, OT  
Shawn Kintner, WR  
Mike Kuykendall, OT  
Seth Lacey, LB  
Pat Loney, TE  
David Lose, DT  
Eric Manning, DT  
Robert Marthaller, SS  
Marty Maurer, TE

Patrick McCall, TB  
Tyler McClaughry, OG  
Mitch Meeuwssen, SS  
Tevita Moala, LB  
Eric Mobley, FS  
Ron Montelil, WR  
Tim Murdick, LB  
James Newson, WR  
Doug Nienhuis, OT  
Charles O'Neal, DT  
Sefa O'Reilly, DE  
Mike Payton, WR  
Ryan Petersen, WR  
Jonathan Pollard, LB  
Robert Prescott, WR  
Terrell Roberts, SS  
Darnell Robinson, LB  
Tyler Ross, TE  
Kyle Rosselle, DE

Adam Rothenfluh, QB  
Dan Rothwell, DE  
Kanan Sanchez, OG  
Vincent Sandoval, OT  
Luke Scott, DB  
Richard Seigler, MLB  
Ken Simonton, TB  
Jonathan Smith, QB  
Paul Soto, DL  
Matt Stanwood, PK  
Nick Stremick, QB  
Robert Sykes, OG  
Johan Thomas, CB  
Tyler Thomas, QB  
Carl Tobey, P  
Daniel Torres, DT  
Sanders Trent, WR  
Seth Trimmer, WR  
Brian Tulikihihifo, DE

Erik Tuma, LB  
Casey Waleitch, LB  
Ricky Walker, CB  
Mark Walsh, TE  
Dennis Weathersby, CB  
Mike White, PK  
Mitch White, OT  
Aric Williams, CB  
Aaron Wright, SS  
Dwight Wright, TB  
Kirk Yliniemi, PK

# 2023 OREGON STATE FOOTBALL

## 1999 — O'AHU BOWL — OREGON STATE VS. HAWAII

### HAWAII OREGON STATE

23  
17

Aloha Stadium  
Honolulu, Hawaii • Dec. 24, 1999

Weather — 79 degrees, Fair, W-15-25 (South-Southwest)

Oregon State fans invaded the Islands in mass as the program made its first bowl appearance since January of 1965. The Beavers had the unenviable chore of playing the University of Hawaii Rainbow Warriors in the O'ahu Bowl at UH's home field — Aloha Stadium.

Oregon State looked like it was on its way to its first post-season victory since the 1962 Liberty Bowl, when it took its first possession 79 yards in 10 plays to score on Ken Simonton's 1-yard run with 8:23 left in the opening quarter. He rushed for 30 yards on OSU's first play from scrimmage and accounted for 40 yards on the first TD drive.

OSU got a big break late in the first period and didn't capitalize on the opportunity, which might have been one of the big plays of the game. OSU had to punt on its second possession and UH's Avion Weaver fumbled after a hit by Terrence Carroll, who also recovered the ball at the Hawaii 14-yard line. The Beavers were unable to move the ball and Ryan Cesca's 42-yard field goal sailed right, seemingly giving Hawaii new confidence.

Hawaii took advantage of OSU's only turnover of the game to get on the scoreboard. Jonathan Smith fumbled a snap from center at the Beavers' 24 yard line. The Rainbows were stopped at the 8-yard line and settled for a 26-yard field goal by Eric Hannum. Hawaii tried an onside kick following the field goal, but the Beavers recovered for great field position at the Hawaii 49.

Once again, Cesca missed on a field goal attempt from 31 yards out. The Warriors took over on their own 20 and put together their only long drive of the game, moving 80 yards in eight plays to score on a 9-yard pass from Dan Robinson to Channon Harris, putting Hawaii up 10-7. OSU tied the contest on the final play of the first half, a 37-yard field goal by Cesca, following an interception by Calvin Carlyle.

Hawaii scored 10 points in the third quarter and the Beavers were held scoreless as they could not sustain a drive. The Rainbows moved out to a 23-10 lead with 2:58 left in the game on a 35-yard field goal by Hannum and appeared to have the game locked up at that point. However, OSU's offense finally caught fire and Smith moved the Beavers 81 yards in 10 plays in only 1:31 elapsed time as Simonton scored on a 13-yard draw play to narrow the margin to 23-17.

Then, the biggest play of the game occurred following the Beaver touchdown. OSU executed an onside kick and Roddy Tompkins recovered at the Hawaii 48. But, an official threw a flag indicating

### SCORING SUMMARY

	1	2	3	4	-	F
<b>HAWAII</b>	0	10	10	3	-	23
<b>OREGON STATE</b>	7	3	0	7	-	17

#### 1st Quarter

08:08 **OSU** Simonton 1-yard run (Cesca kick), 10-79 4:59

#### 2nd Quarter

12:40 **UH** Hannum 26-yard field goal, 6-16 2:05  
06:05 **UH** Harris 9-yard pass from Robinson (Hannum kick), 8-80 3:19  
00:00 **OSU** Cesca 37-yard field goal, 5-33 0:36

#### 3rd Quarter

08:30 **UH** Harris 30-yard pass from Robinson (Hannum kick), 6-70 3:32  
02:10 **UH** Hannum 22-yard field goal, 9-54 3:46

#### 4th Quarter

02:58 **UH** Hannum 35-yard field goal, 10-35 4:31  
01:27 **OSU** Simonton 13-yard run (Cesca kick), 10-81 1:31

Attendance: 40,974

### TEAM STATISTICS

	OSU	UH
First Downs	24	21
Rushing	12	5
Passing	12	11
Penalty	0	5
Net Rushing	209	83
Net Passing	269	266
Pass Attempts	40	40
Pass Comp.	19	23
Pass INT	0	1
Offensive Plays	75	64
Net Yards	438	349
Fumbles-Lost	3-1	3-1
Penalties-Yards	14-138	9-88
Punts-Yards	6-216	4-163
Punt Returns-Yards	3-2	4-25
Kickoff Returns-Yards	6-79	1-18
Possession Time	31:09	28:51
3rd Down Conversions	6-16	5-14
4th Down Conversions	1-1	0-1
Sacks by - Yards	0-0	6-30

### INDIVIDUAL STATISTICS

**RUSHING (Att-Yards-TD): Oregon State** - K. Simonton 18-157-2; A. Battle 6-19; J. Smith 11(-)-7. **Hawaii** - A. Weaver 18-85; A. Thompson 1-3; C. Stutzmann 2-2; D. Robinson 3(-)-6.

**PASSING (Att-Comp-Int-Yards-TD): Oregon State** - J. Smith 40-19-0-269-0. **Hawaii** - D. Robinson 40-23-1-266-2.

**RECEIVING (No-Yards-TD): Oregon State** - I. Percoats 5-67; R. Prescott 4-61; K. Simonton 3-25; T. Houshmandzadeh 2-53; S. Kintner 2-27; M. Maurer 1-16; M. Jones 1-14; R. Tompkins 1-6. **Hawaii** - C. Harris 5-81-2; A. Weaver 5-65; C. Stutzmann 4-50; A. Lelie 4-43; D. Carter 4-29; D. Carter 1(-)-2).

**INTERCEPTIONS: Oregon State** - C. Carlyle 1. **Hawaii** - None.


**FUMBLES (FF-FR): Oregon State** - T. Carroll 1-1; D. Robinson 1-0. **Hawaii** - S. Butts 1-0; T. Tuioiti 0-1.

**SACKS (No-Yards): Oregon State** - None. **Hawaii** - L. Fuga 1-0-7; D. Sims 1-0-6; M. Iosua 1-0-5; TEAM 1-0-5; J. Ulbrich 1-0-4; M. Paul 1-0-3.

**TACKLES (UA-A-Total): Oregon State** - C. Carlyle 6-2-8; T. Carroll 5-1-6; D. Robinson 5-0-5; K. Heyward-Johnson 4-0-4; L. Jackson 3-0-3; S. Ball 3-0-3; A. Wells 3-0-3; J. Allen 2-1-3; J. Jackson 1-2-3; T. Talataina 1-1-2; D. Grant 1-1-2; R. Walker 1-0-1; S. Jamerson 1-0-1; T. Moala 1-0-1; N. Barnett 1-0-1; I. White 1-0-1; J. Cookus 1-0-1; M. Moore 1-0-1; S. Gage 1-0-1. **Hawaii** - J. Ulbrich 7-2-9; D. Miller 5-2-7; S. Tucker 6-0-6; M. Iosua 4-1-5; N. Jackson 4-1-5; Q. LeJay 4-0-4; F. Armstrong 3-0-3; A. Smith 3-0-3; B. Espinoza 2-0-2; L. Fuga 2-0-2; M. Paul 2-0-2; Y. Warren 1-1-2; C. Riccardi 1-1-2; P. Austin 1-1-2; S. Butts 1-1-2; J. Correia 1-0-1; TEAM 1-0-1; D. Sims 1-0-1; L. Williams 1-0-1; C. Garnier 1-0-1; J. Fenderson 1-0-1; T. Tuioiti 0-1-1.

the Beavers had not lined up properly and voided the recovery. The next onside kick went out of bounds and Hawaii was able to run out the remaining 1:27.

Simonton was named OSU's outstanding player of the game after rushing for 157 yards, scoring two touchdowns and accounting for 182 all-purpose yards.



### 1999 O'AHU BOWL ROSTER

Junior Adams, WR  
James Allen, LB  
Ryan Atkinson, DE  
Clint Autry, CB  
Shawn Ball, DT  
Nick Barnett, SS  
Antonio Battle, RB  
Brandon Boice, LB  
Nate Brentano, WR  
Greg Brown-Davis, LB  
Terrance Bryant, QB  
Turner Byrd, WR  
Calvin Carlyle, SS  
Terrence Carroll, FS  
Ryan Cesca, PK  
Mark Christensen, OG  
Jake Cookus, SS  
Rory Cordial, QB  
Jared Cornell, OL

Paul Davidian, OL  
Matt Davis, OG  
Keith DiDomenico, C  
Dwan Edwards, DE  
Robbie Enghusen, OT  
Tim Euhus, TE  
Mike Fessler, P  
Steve Frketic, OG  
Samuel Gage, SS  
Chris Gibson, OL  
DeLawrence Grant, DE  
Terrance Gray, CB  
Peter Gregg, LB  
Todd Grusmeyer, WR  
Hashim Hall, TB  
Noah Happe, DL  
Jason Haas, DL  
Keith Heyward-Johnson, CB  
Aaron Hill, WR

Shayne House, QB  
T.J. Houshmandzadeh, WR  
Jonathan Jackson, LB  
LaDairis Jackson, DE  
Jason Jacobs, FS  
Shamon Jamerson, CB  
Dustin Janz, OL  
Bennie Johnson, TE  
Monjero Jones, WR  
Colin Kealoha, OL  
Brian Kilkenny, OL  
Shawn Kintner, WR  
Aaron Koch, OG  
Mike Kuykendall, OT  
David Lose, DT  
Paul Luoma, DT  
Eric Manning, DT  
Robert Marthaller, FS  
Martin Maurer, TE

Patrick McCall, TB  
Tyler McClaughey, OL  
Tevita Moala, LB  
Eric Mobley, TB  
Micah Moore, LB  
Matt Moore, DL  
Tim Murdick, LB  
James Newson, WR  
Charles O'Neal, DT  
Sefa O'Reilly, LB  
Imani Percoats, WR  
Greg Petty, TE  
Robert Prescott, WR  
Jarrod Reed, OL  
Terrell Roberts, CB  
Darnell Robinson, LB  
Tyler Ross, TE  
Kyle Rosselle, DE  
Dan Rothwell, DT

Vincent Sandoval, DL  
Richard Seigler, LB  
Richard Shephard, PK  
Ken Simonton, TB  
Jonathan Smith, QB  
Matt Smith, DB  
Chad Sorenson, WR  
Matt Stanwood, PK  
Nick Stremick, QB  
David Swopes, TB  
Robert Sykes, OL  
Toalei Talataina, DE  
Robert Theus, OG  
Tyler Thomas, QB  
Carl Tobey, P  
Roddy Tompkins, WR  
Daniel Torres, DE  
Seth Trimmer, WR  
Brian Tulikihifio, DT

Erik Tuma, LB  
Casey Waletich, LB  
Ricky Walker, CB  
Mark Walsh, TE  
Dennis Weathersby, CB  
Aaron Wells, DT  
Isaac White, LB  
Jason White, OT  
Mike White, PK  
Mitch White, OT  
Aaron Wright, FS

1965 ('64 SEASON) – ROSE BOWL – OREGON STATE VS. MICHIGAN

MICHIGAN  
OREGON STATE

34  
7

Rose Bowl  
Pasadena, Calif. • Jan. 1, 1965

Despite this visual evidence to the contrary, the Rose Bowl can be anything but a bed of roses. Oregon State found that out on January 1, 1965, losing to Michigan 34-7. The No. 8-ranked Beavers had gone into the game as 11-point underdogs to the No. 4-ranked Wolverines, but OSU did go into the game with some optimism.

Early on, Oregon State looked like it might pull off a stunner. After a scoreless first quarter, the Beavers took a 7-0 lead on a Doug McDougal 5-yard pass from Paul Brothers, but Michigan led 12-7 at halftime and the lead would grow.

Leading up to the game, there was controversy. When OSU and Oregon rejoined the Athletic Association of Western Universities for the 1964 season, schools didn't have time to juggle their schedules for a full round-robin slate of conference games. The Beavers and USC both finished with 3-1 records in league play, the selection of the Rose Bowl representative was left up to a vote of the conference's faculty athletic representatives; OSU had an 8-2 overall mark to USC's 7-3. The decision didn't sit well with many in and around Los Angeles and the Beavers took quite a bit of grief from the press and public during their visit.

Oregon State head coach Tommy Prothro left the school shortly after the game to become the head coach at UCLA.

SCORING SUMMARY

	1	2	3	4	-	F
MICHIGAN	0	12	15	7	-	34
OREGON STATE	0	7	0	0	-	7

2nd Quarter

- OSU McDougal 5-yard pass from Brothers (Clark kick)
- UM Anthony 84-yard run (Sygar kick failed)
- UM Ward 43-yard run (pass failed)

3rd Quarter

- UM Anthony 1-yard run (Timberlake run)
- UM Anthony 7-yard run (Timberlake run)

4th Quarter

- UM Timberlake 24-yard run (Sygar kick)

Attendance: 100,423

INDIVIDUAL STATISTICS

**RUSHING (Att-Yards-TD): Oregon State** - C. Shaw 4-28; C. Watkins 8-24; B. Washington 3-15; G. Queen 4-0; P. Brothers 12-(-3). **Michigan** - M. Anthony 13-123-3; C. Ward 10-88-1; B. Timberlake 12-57-1; D. Fisher 5-30; J. Detwiler 5-16; R. Sygar 1-8; L. Lee 1-5; R. Wells 1-3; R. Volk 1-1; W. Gabier 1-1; B. Dehlin 1-0.

**PASSING (Att-Comp-Int-Yards-TD): Oregon State** - P. Brothers 17-9-0-89-1; G. Queen 16-10-0-9-0. **Michigan** - B. Timberlake 10-7-0-77-0; F. Evashevski 1-1-0-6-0.

**RECEIVING (No-Yards-TD): Oregon State** - D. Moreland 4-29; C. Watkins 3-43; B. Grim 3-42; S. Miller 3-21; L. Frketch 2-23; C. Shaw 1-8; D. McDougal 1-5; M. Sullivan 1-5; M. Crowston 1-2. **Michigan** - J. Henderson 4-34; J. Detwiler 1-30; B. Farabee 1-8; C. Kirby 1-6; M. Anthony 1-5.



OSU LINEUP

OFFENSE

- LE Bob Grim, Scott Miller
- LT Bill Stellmacher, Ken Brusven
- LG Warren Cole, Norm Winton, Joe Heacock
- C Hoyt Keeney, Rockne Freitas, Doug Suckling
- RG Al Funston, Jerry Neil
- RT Rich Koeper, Jim Wilkin
- TE Doug McDougal, Len Frketch, Tom Coccione, Mike Sullivan
- QB Paul Brothers, Gordon Queen
- LH Cliff Watkins, Charlie Shaw, Marv Crowston
- RH Olvin Moreland
- FB Booker Washington
- K Steve Clark

DEFENSE

- LE Greg Hartman, Thurman Bell
- LT Dennis Rozario, Ron Aarts
- DG Dave Gould
- DG Doug John
- RT George Carr
- RE Al East
- LB Jack O'Billovich
- LB Dick Ruhl
- LHB Tom Osmer
- S Dan Espalin
- RHB Jim Smith

COACHING STAFF

- Head Coach Tommy Prothro, Bob Zelinka, Ron Siegrist, Bobb McKittrick, Joe Francis, John Cooper, Jerry Long

1965 ROSE BOWL ROSTER

- Ron Aarts, tackle, Riverside, Calif., 6-4, 206
- Thurman Bell, end, Fresno, Calif., 6-0, 182
- Paul Brothers, back, Roseburg, 6-1, 181
- Ken Brusven, tackle, Redwood City, Calif., 6-3, 223
- George Carr, tackle, Los Angeles, Calif., 6-2, 198
- Steve Clark, kicker, Springfield, 6-2, 210
- Tom Coccione, end, Kirkland, Wash., 6-0, 175
- Warren Cole, guard, Stockton, Calif., 6-1, 207
- Marv Crowston, back, Vernonia, 6-0, 179
- Al East, end, Portland, 5-10, 181
- Dan Espalin, back, Wilmington, Calif., 5-9, 173
- Rockne Freitas, center, Honolulu, Hawaii, 6-6, 259
- Len Frketch, end, Chino, Calif., 6-3, 212
- Al Funston, guard, Medford, 5-8, 179
- Jim Godfrey, linebacker, Portland, 6-3, 196
- Dave Gould, guard, North Bend, 6-0, 215
- Bobby Grim, end, Red Bluff, Calif., 6-0, 176
- Greg Hartman, end, Independence, 6-1, 178
- Joel Heacock, guard, Springfield, 6-1, 188

- Doug John, guard, Roseburg, 6-2, 236
- Hoyt Keeney, center, Portland, 6-2, 202
- Rich Koeper, tackle, Redwood City, Calif., 6-4, 246
- Russ Kuhns, linebacker, Aberdeen, Wash., 5-10, 200
- Doug McDougal, end, Portland, 6-4, 222
- Scott Miller, end, Kelso, Wash., 6-4, 205
- Olvin Moreland, end, Los Angeles, Calif., 5-10, 180
- Jerry Neil, guard, Sacramento, Calif., 6-2, 200
- Jack O'Billovich, linebacker, Butte, Mont., 6-0, 210
- Tim Osmer, back, San Jose, Calif., 6-1, 175
- Pete Pifer, back, Ridgecrest, Calif., 5-10, 206
- Gordon Queen, back, Richmond, Calif., 6-1, 185
- Dennis Rozario, tackle, Hayward, Calif., 6-0, 204
- Dick Ruhl, linebacker, Heppner, 6-1, 203
- Lew Scott, end, West Conshohocken, Pa., 5-11, 159
- Charlie Shaw, back, Santa Ana, Calif., 6-0, 198
- Dan Sieg, back, Medford, 5-8, 175
- Jim Smith, back, Sacramento, Calif., 6-0, 167
- Bill Stellmacher, tackle, Albany, 6-0, 222

- Doug Suckling, center, Vancouver, Wash., 6-2, 206
- Mike Sullivan, end, Kennewick, Wash., 6-4, 207
- Wayne Valley, guard, San Leandro, Calif., 6-4, 238
- Booker Washington, back, Los Angeles, Calif., 5-10, 193
- Cliff Watkins, back, Modesto, Calif., 5-10, 185
- Jim Wilkin, tackle, Red Bluff, Calif., 6-0, 220
- Norm Winton, guard, Vancouver, B.C., 6-3, 235

1962 — LIBERTY BOWL — OREGON STATE VS. VILLANOVA

OREGON STATE  
VILLANOVA

6  
0

Philadelphia Stadium  
Philadelphia, Pa. • Dec. 15, 1962

With the temperature 17 degrees at kickoff, only 17,048 fans made their way to the enormous arena on the south side to see the No. 17-ranked Beavers beat hometown Villanova 6-0. Wrote the late George Pasero of The Oregon Journal: "The Liberty Bowl was televised, of course, with an estimated audience of 27 million in saloons and living rooms a lot more comfortable than the 17,048 human ice cakes who attended."

Both teams switched from cleats to tennis shoes prior to the game due to frozen footing.

The only score came on Terry Baker's 99-yard run with 9:54 left in the first quarter, and Oregon State spent the rest of the afternoon holding off the Wildcats. OSU's undersized line was pushed around between the 20-yard lines and Villanova outgained the Beavers 309-299, but Oregon State came up with four fumbles and two interceptions.

Baker wasn't all of Oregon State's offense, but it was close. He rushed for 137 yards and passed for 123. His performance clinched his Heisman Trophy.


SCORING SUMMARY

	1	2	3	4	-	F
OREGON STATE	6	0	0	0	-	6
VILLANOVA	0	0	0	0	-	0

1st Quarter

OSU Baker 99-run (pass failed)

Attendance: 17,048



INDIVIDUAL STATISTICS

**RUSHING (Att-Yards-TD): Oregon State** - T. Baker 13-137-1; B. Washington 7-21; B. Williams 4-12; D. Jones 1-9; D. Sieg 1-1; D. Espalin 4-(-4). **Villanova** - B. Joe 14-66; L. Rettino 12-49; J. Thomas 9-46; L. Glueck 5-33; R. Richman 8-20; J. Boyle 4-19; B. Merendo 4-18; T. Aceto 3-(-5).


**PASSING (Att-Comp-Int-Yards-TD): Oregon State** - T. Baker 21-9-0-123-0. **Villanova** - T. Aceto 8-5-1-61-0; R. Richman 2-1-1-2-0.

**RECEIVING (No-Yards-TD): Oregon State** - L. Frketch 3-43; V. Burke 3-33; D. Espalin 1-17; O. Moreland 1-17; D. Sieg 1-13. **Villanova** - M. Delane 1-22; J. Clifford 1-19; J. Thomas 1-8; R. Richman 1-8; B. Joe 1-4; B. Merendo 1-2.

OSU LINEUP

- LE Vern Burke, Paul Seale, Scott Miller
- LT Jim Funston, Joe Bonilla
- LG George Gnost, Rick Nelson, Warren Cole
- C Dick DeBisschop, Hoyt Keeney, John Farrell
- RG Ross Cariaga, Don Doman, Al Funston
- RT Jerry Neil, Tim Holley, Rich Koeper
- RE Fred Jones, Len Frketch, Doug McDougal
- QB Terry Baker, Rich Brooks
- LH Dan Espalin, Dick Jones, Jim Sinyard
- RH Dan Sieg, Olvin Moreland
- FB Bruce Williams, Booker Washington, Dick Ruhl

**COACHING STAFF** Head Coach Tommy Prothro, Bob Watson, Bobb McKittrick, Ron Siegrist, Bob Zelinka, Bob Gambold, Jerry Long



Terry Baker's 99-yard run was the only score in the 1962 Liberty Bowl.

1962 LIBERTY BOWL ROSTER

- Tim Ankersen, center, Buena Park, Calif., 5-10, 178
- Terry Baker, back, Portland, 6-3, 191
- Thurman Bell, end, Fresno, Calif., 5-11, 171
- Joe Bonilla, tackle, Selma, Calif., 5-10, 201
- Rich Brooks, back, Grass Valley, Calif., 5-11, 172
- Vern Burke, end, Bakersfield, Calif., 6-4 1/2, 188
- Ross Cariaga, guard, Fresno, Calif., 5-9, 189
- Steve Clark, kicker, Springfield, 6-2, 190
- Warren Cole, guard, Stockton, Calif., 6-1, 186
- Dick DeBisschop, center, San Anselmo, Calif., 6-0, 192
- Ron Doman, guard, Ontario, 5-10, 189
- Dan Espalin, back, Wilmington, Calif., 5-7, 168
- John Farrell, center, Sacramento, Calif., 6-0, 194
- Len Frketch, end, Chino, Calif., 6-3, 195
- Al Funston, guard, Medford, 5-9, 182
- Jim Funston, tackle, Medford, 6-0, 210

- George Gnost, guard, Novato, Calif., 6-1, 200
- Jeff Harris, tackle, Aberdeen, Wash., 6-1, 201
- Tom Holley, tackle, Burbank, Calif., 6-1, 209
- Dick Jones, back, Donora, Pa., 5-8, 166
- Fred Jones, end, Oroville, Calif., 5-10, 181
- Hoyt Keeney, center, Portland, 6-2, 194
- Rich Koeper, tackle, Redwood City, Calif., 6-4, 225
- Doug McDougal, end, Portland, 6-4, 211
- Fred Miller, tackle, Stockton, Calif., 5-11, 188
- Scott Miller, end, Kelso, Wash., 6-4 1/4
- Olvin Moreland, back, Los Angeles, Calif., 5-11, 174
- Jerry Neil, tackle, Sacramento, Calif., 6-2, 205
- Rick Nelson, guard, Salem, 5-11, 196
- Art O'Grady, back, Wilmington, Calif., 5-10, 187
- Gordon Queen, back, Berkeley, Calif., 6-1, 181
- Ed Rice, back, Acampo, Calif., 5-9, 175

- Dick Ruhl, linebacker, Heppner, 6-1, 204
- Paul Seale, end, Vancouver, B.C., 6-3, 196
- Dan Sieg, back, Medford, 5-9, 169
- Jim Sinyard, back, Redding, Calif., 5-10, 168
- Doug Suckling, center, Vancouver, Wash., 6-2, 189
- Booker Washington, back, Los Angeles, Calif., 5-10, 179
- Bruce Williams, back, Auburn, Calif., 6-0, 196
- Mike Youngquist, tackle, Salem, 6-2, 195



1957 ('56 SEASON) — ROSE BOWL — OREGON STATE VS. IOWA

IOWA  
OREGON STATE

35  
19

Rose Bowl  
Pasadena, Calif. • Jan. 1, 1957

Oregon State played in its second Rose Bowl game, but its first at the Rose Bowl. The Beavers' previous appearance was in 1942 in the only Rose Bowl not played in Southern California — the game was moved to Durham, N.C. because of World War II.

A crowd of 100,000 witnessed 10th-ranked Oregon State victimized by some early mistakes and the Beavers lost 35-19 to third-ranked Iowa. OSC head coach Tommy Prothro and the Beavers had already had one crack at Iowa, losing to the Hawkeyes 14-13 on Iowa's home field in early October; it was the first Rose Bowl to pair teams that had already played during the regular season. Wrote the late George Pasero of The Oregon Journal after talking to the Beavers after the game: "All the opinions ended up at the same place. OSC tackling was the worst of the season and no one seemed able to explain why."

Halfback Joe Francis rushed for 73 yards and passed for another 130 yards to lead Oregon State's offensive attack. Back Sterling Hammock had four receptions for 65 yards.

OSC LINEUP

LE Norm Thiel, Dwayne Fournier  
LT John Witte, Ernie Zwahlen  
LG John Sniffen, Bobb McKittrick  
C Dick Corrick, Buzz Randall, Spiro Anagnos  
RG Jim Brackins, Vern Ellison  
RT Dave Jesmer, Ted Bates, Ed Rogers  
RE Bob DeGrant, Frank Negri, John Clark  
QB Gerry Laird, Ted Searle, Gary Lukehart  
LH Joe Francis, Paul Lowe, Tony Arana  
RH Earnel Durden, Sterling Hammock, Chuck Marsh, John Owings

FB Tom Berry, Nub Beamer, Bob Milum

COACHING STAFF Head Coach Tommy Prothro, Clay Stapleton, Bob Watson, Bob Zelinka, John Thomas, Dick Twenge.

SCORING SUMMARY

	1	2	3	4	-	F
IOWA	14	7	7	7	-	35
OREGON STATE	0	6	6	7	-	19

1st Quarter

IOWA Ploen 49-yard run (Prescott kick)  
IOWA Hagler 9-yard run (Prescott kick)

2nd Quarter

OSC Berry 34-yard run (kick failed)  
IOWA Happel 5-yard run (Prescott kick)

3rd Quarter

IOWA Hagler 66-yard run (Prescott kick)  
OSC Beamer 1-yard run (kick failed)

4th Quarter

IOWA Gibbons 16-yard pass from Ploen (Prescott kick)  
OSC Hammack 35-yard pass from Francis (Beamer run)


Attendance: 100,000

INDIVIDUAL STATISTICS

**RUSHING (Att-Yards-TD): Oregon State** - J. Francis 15-73; N. Beamer 7-31-1; E. Durden 3-25; T. Berry 4-20-1; P. Lowe 11-20; S. Hammack 2-(-3). **Iowa** - C. Hagler 10-85-2; D. Dobrino 4-64; K. Ploen 8-59-1; B. Happel 10-27-1; W. Gravel 8-27; J. Nocera 3-24; F. Harris 1-7; K. Furlong 1-6; D. Kloewer 1-3; E. Veit 1-0.

**PASSING (Att-Comp-Int-Yards-TD): Oregon State** - J. Francis 12-10-0-130-1; P. Lowe 1-0-0-0-0; T. Arana 1-0-0-0-0. **Iowa** - K. Ploen 10-9-0-83-1; R. Duncan 4-2-1-24-0; E. Veit 1-0-0-0-0.

**RECEIVING (No-Yards-TD): Oregon State** - S. Hammack 4-65; N. Beamer 2-31; B. DeGrant 1-14; B. Berry 1-11; P. Lowe 1-7; N. Thiel 1-2. **Iowa** - J. Gibbons 5-61-1; F. Harris 2-21; J. Nocera 2-19; F. Gilliam 1-15; W. Gravel 1-(-9).



Joe Francis had 207 yards of total offense vs. Iowa in the 1957 Rose Bowl.

1957 ROSE BOWL ROSTER

Spiro Anagnos, center, Lodi, Calif., 5-9, 176  
Tony Arana, back, Vale, 5-11, 168  
Ted Bates, tackle, Los Angeles, Calif., 6-3, 206  
Nub Beamer, back, Roseburg, 5-11, 189  
Tom Berry, back, Los Angeles, Calif., 5-9, 183  
Bill Blackburn, back, Monmouth, 5-7, 170  
Jim Brackins, guard, Redlands, Calif., 6-0, 195  
Dennis Brundage, guard, Roseburg, 5-10, 181  
Larry Chamberlain, back, Sheridan, 5-6, 163  
John Clarke, kicker, Independence, 5-9, 188  
Dick Corrick, center, LaJolla, Calif., 5-7, 161  
Bob DeGrant, end, Burlingame, Calif., 6-1, 196  
Earnel Durden, back, Los Angeles, Calif., 5-10, 160  
Vern Ellison, guard, Corvallis, 6-1, 221  
Dwayne Fournier, end, McMinnville, 6-2, 178  
Joe Francis, back, Honolulu, Hawaii, 6-1, 186  
Sterling Hammack, back, San Bruno, Calif., 5-11, 170  
Jack Hogan, guard, Portland, 6-0, 192  
Dave Jesmer, tackle, Oma Ranch, Calif., 6-2, 226

Gerry Laird, back, Tulare, Calif., 5-11, 194  
Paul Lowe, back, Los Angeles, Calif., 6-0, 168  
Gary Lukehart, back, Campbell, Calif., 6-0, 173  
Chuck Marsh, back, Longview, Wash., 6-1, 174  
Carl Maxwell, end, Antioch, Calif., 6-1, 174  
Bob Milum, back, Newport Harbor, Calif., 5-10, 175  
Bobb McKittrick, guard, Baker, 6-0, 185  
Phil Naylor, tackle, Riverside, Calif., 5-9, 173  
Frank Negri, end, Los Angeles, Calif., 5-9, 173  
John Owings, back, Canby, 5-4, 140  
Jim Peoples, tackle, Butte, Mont., 6-2, 205  
Buzz Randall, center, Estacada, 6-1, 198  
Chuck Reich, end, Newport Harbor, Calif., 6-2, 180  
Ed Rogers, tackles, Waikuku, Hawaii, 6-2, 210  
Terry Salisbury, tackle, Salem, 5-10, 184  
Sonny Sanchez, guard, San Francisco, Calif., 5-9, 184  
Ted Searle, back, Honolulu, Hawaii, 192  
John Sniffen, guard, Roseville, Calif., 5-11, 209  
Norm Thiel, end, Chowchilla, Calif., 6-0, 179

Joe Wade, center, Los Angeles, Calif., 6-2, 205  
John Witte, tackle, Klamath Falls, 6-2, 232  
Ernie Zwahlen, tackle, Beaverton, 6-1, 194

1942 ('41 SEASON) – ROSE BOWL – OREGON STATE VS. DUKE

OREGON STATE  
DUKE

20  
16

Duke Stadium  
Durham, N.C. • Jan. 1, 1942

GAME NOTES

Courtesy of George Edmonston, Jr.

This game produced two important firsts. It was OSU's first-ever trip to the famous New Year's Day classic, and it remains the only Rose Bowl played outside Pasadena, which has prompted sports historians over the years to prefix the bowl's famous name with the word "displaced."

The reason was due to the blackout of the West Coast that had followed the attack on Pearl Harbor. The host stadium was Duke University's home field in Durham, N.C., with the undefeated Blue Devils picked as 3-1 favorites. Oregon State's victory came as a big surprise to Eastern and Southern sportswriters, with Sid Feder of the Associated Press writing, "Probably never in the quarter century history of the Tournament of Roses had such a completely overlooked betting underdog jumped up to beat the big fellows. Oregon State came East to the wonderment of most of Dixie as to why the Westerners were going to show up at all."

Beaver boss Lon Stiner, at 38 and the youngest head coach in Rose Bowl history, had prepared his team with a passing attack that dazzled the North Carolinians. Jack Gunether of UPI wrote, "The Beavers skipped and slammed and flicked passes with an ease and finesse which completely baffled the record crowd."

For Oregon State, the star was Dan Durdan, who passed and ran Oregon State College to victory. He was awarded Player of the Game honors and later inducted into the Rose Bowl Hall of Fame. Beaver greats Bob Dethman and George Zelick also added points. Duke blocking back Tommy Prothro also played magnificently.

In one of the great ironies in the annals of college football, Prothro would one day become Oregon State head coach and take the Beavers to not one but two Rose Bowls. The football practice field at OSU bears his name. Returning home, the victorious Stiner and company were feted at a special Rose Bowl Banquet with Oregon Gov. Charles Sprague one of the principal speakers. In 1985, the entire squad was inducted into the State of Oregon Sports Hall of Fame. In 1988 they entered the OSU Athletic Hall of Fame. OSU fans at the time considered the game to be the greatest win in school history.

The winning score came in the third quarter when Gene Gray scored on a 68-yard pass from Bob Dethman.

SCORING SUMMARY

	1	2	3	4	-	F
OREGON STATE	7	0	13	0	-	20
DUKE	0	7	7	2	-	16

1st Quarter

OSC Durdan 15-yard run (Simas kick)

2nd Quarter

DUKE Lach 3-yard run (Gantt kick)

3rd Quarter

OSC Zellick 31-yard pass from Dethman (Simas kick)


DUKE Siegfried 1-yard run (Gantt kick)

OSC Gray 68-yard pass from Dethman (kick failed)

4th Quarter

DUKE Safety, Durdan tackled in the end zone by Karmazin



Attendance: 56,000



1942 ROSE BOWL ROSTER

- George Bain, tackle, Portland, 5-11, 208 (2)
- James Busch, back, Silverton, 5-11, 203
- Glenn Byington, tackle, Philomath, 6-2, 190
- Martin Chaves, guard, Baker, 5-11, 191 (5)
- Boyd Clement, center, Portland, 6-2, 203 (4)
- Stan Czech, tackle, Harvey, Ill., 6-0, 200 (3)
- Joe Day, back, Seaside, 5-10, 187 (11)
- Bob Dethman, back, Hood River, 5-10, 185 (9)
- Don Durdan, back, Eureka, Calif., 5-9, 172 (10)
- Gene Gray, back, Portland, 5-10, 165 (10)
- Quentin Greenough, center, San Gabriel, Calif., 5-8, 183 (4)
- Lee Gustafson, end, Portland, 5-11, 181 (9)
- Bill Halverson, guard, Portland, 6-2, 230 (3)
- Law Hammers, end, Harvey, Ill., 6-2, 176
- Bob Libbee, back, Sacramento, Calif., 5-10, 172 (10)
- Marv Markman, back, The Dalles, 6-0, 206
- Bill McInnis, back, Great Falls, Mont., 6-0, 184
- Norm Newman, guard, Aberdeen, Wash., 5-9, 185
- Ted Ossowski, tackle, Beatrice, Neb., 6-0, 204
- Bob Panagis, center, Los Angeles, Calif., 5-11, 197
- Frank Parker, guard, Astoria, 5-11, 196 (6)
- Warren Perryman, end, Portland, 6-0, 187 (1)
- George Peters, back, Ventura, Calif., 6-1, 194 (8)
- Norm Peters, end, Ventura, Calif., 6-0, 183 (7)
- Bob Proctor, end, Rainier, 5-10, 177
- Bob Saunders, tackle, Yuba City, Calif., 6-2, 207 (6)
- Choc Shelton, back, Union, 5-11, 194 (11)
- Warren Simas, back, Arcata, Calif., 5-11, 205 (11)
- Everett Smith, back, Coquille, 6-0, 180 (9)
- Lloyd Wickett, tackle, Aberdeen, 6-0, 197 (2)
- Jack Yoshihara
- George Zellick, end, Lewiston, Mont., 5-11, 184 (1)
- Orville Zielaskowski, guard, St. Helens, 6-0, 200 (5)

OSC LINEUP: See roster above. Key: 1-LE; 2-LT; 3-LG; 4-C; 5-RG; 6-RT; 7-RE; 8-QB; 9-LH; 10-RH; 11-FB



# 2023 OREGON STATE FOOTBALL

## 1949 — PINEAPPLE BOWL — OREGON STATE VS. HAWAII

OREGON STATE	47
HAWAII	27

Honolulu Stadium  
Honolulu, Hawaii • Jan. 1, 1949

### SCORING SUMMARY

	1	2	3	4	-	F
OREGON STATE	14	13	14	6	-	47
HAWAII	0	14	6	7	-	27

#### SCORING

**Oregon State:** Touchdowns; Ken Carpenter 2, Andy Knudsen 2, Don Samuel, Rudy Ruppe, Dick Twenge; PATs, Stan McGuire 5 (place kicks)

**Hawaii:** Touchdowns; Jyan Hirota 3, Dang; PATs, Asato 3 (place kicks)

Attendance: 15,000

#### OSC LINEUP

LE	Bob Grove, Craig McMicken, Harry Barnes
LT	Tom Desylvia, Jay Simon
LG	Ron McReary, Bill Marsters
C	Bill Overman, Al Gray, Jack Swarbrick, Bob Krell
RG	Ed Carmichael, Bud Cahill
RT	Bill Austin, Jim Inglesby
RE	Stan McGuire, Bud Gibbs
QB	Rudy Ruppe
LH	Don Samuel, Dick Gray, Bob Laidlaw
RH	Ken Carpenter, Ron Newton, Walt Kelly, Andy Knudsen
FB	Dick Twenge, Duane Moore, Garth Rouse, Cliff Snider, Duke Byers
<b>COACHING STAFF</b>	Head Coach Lon Stiner, Jim Dixon, Bob Dethman, Lee Gustafson, Al Cox, Jack Begelman

#### GAME NOTES

Total Yards:	OSC 399	Hawaii 406.
Rushing:	OSC 287	Hawaii 256.
Passing:	OSC 5 completions for 112 yards	Hawaii 15 completions for 150 yards.
First Downs:	OSC 18	Hawaii 19.

### 1949 PINEAPPLE BOWL ROSTER

Bill Austin, tackle, Woodburn, 6-1, 212  
 Harry Barnes, end, Milton-Freewater, 6-0, 182  
 Duke Byuers, back, Veronia, 5-11, 190  
 Bud Cahill, guard, Seaside, 5-10, 206  
 Ed Carmichael, guard, Modesto, Calif., 6-2, 222  
 Ken Carpenter, back, Seaside, 6-0, 184  
 Tom Desylvia, guard, Butte, Mont., 5-11, 211  
 Al Gray, center, Portland, 5-9, 183  
 Dick Gray, back, Portland, 5-10, 172  
 Bud Gibbs, end, Hood River, 6-0, 199  
 Bob Grove, end, Portland, 6-3, 188  
 Jim Hanker, guard, Ventura, Calif., 6-4, 215  
 Jim Inglesby, tackle, Portland, 6-2, 205  
 Walt Kelly, back, Portland, 5-9, 180  
 Andy Knudsen, back, Eureka, Calif., 6-0, 184  
 Bob Krell, center, Roseburg, 6-2, 195  
 Bob Laidlaw, back, Los Angeles, Calif., 5-11, 160  
 Bill Marsters, guard, Roseburg, 6-1, 220  
 Ron McCreary, guard, Portland, 5-9, 190  
 Stan McGuire, end, Portland, 5-11, 186  
 Craig McMicken, end, Chehalis, Wash., 6-1, 182  
 Duane Moore, back, Albany, 5-11, 183  
 Ron Newton, back, Nampa, Idaho, 5-11, 175  
 Arvid Niemi, tackle, Naselle, Wash., 6-2, 223  
 Bill Overman, center, Berkeley, Calif., 6-1, 201  
 Garth Rouse, back, Cave Junction, 6-1, 183  
 Rudy Ruppe, back, North Bend, 6-1, 188  
 Don Samuel, back, Hood River, 5-11, 190  
 Jay Simon, tackle, Corte Madera, Calif., 6-3, 204  
 Cliff (Chief) Snider, back, Wheeler, 6-2, 185  
 Jim Swarbrick, center, Idaho Falls, Idaho, 6-1, 194  
 Dick Twenge, back, Newberg, 5-10, 187  
 Dick Vaillancour, back, Klamath Falls, 5-10, 171

## 1940 — PINEAPPLE BOWL — OREGON STATE VS. HAWAII

OREGON STATE	39
HAWAII	6

Honolulu Stadium  
Honolulu, Hawaii • Jan. 1, 1940

### SCORING SUMMARY

	1	2	3	4	-	F
OREGON STATE	19	0	7	13	-	39
HAWAII	0	6	0	0	-	6

#### SCORING

**Oregon State:** Kenneth Dow (18); John Hackenbruck (6); James Kisselburgh (6); Robert Olsen (6); John Leovich (1); Eberle Schultz (1); Leonard Younce (1).

**Hawaii:** Smith (6).

Attendance: 15,000

#### GAME NOTES

**HONOLULU, Hawaii** — Power generated by the Oregon State College Beavers overcame the tricky plays and passing attack of Hawaii's Rainbows and gave the boys from the Northwest a 39-6 victory in a Pineapple Bowl game that was finished under arc lights.

The Beaver victory climaxed an island invasion that started with Oregon State defeating the Healanian town team on Christmas day.

The Beavers rolled up three touchdowns in the first period against Hawaii, and added another in the third and two more in the fourth. Hawaii scored in the second period. Showers late in the game handicapped Hawaii's passing attack.

**Bob Olson, Morrie Kohler, Ken Dow** and **George Peters** scored a touchdown by power drives in the first five minutes of play, with Olson passing to Peters for the final six yards. A few minutes later, **Bob Dethman** returned a Hawaii punt 12 yards to the 29-yard line, from where **Bob Dethman** cracked center for 18 yards and **Jim Kisselburgh** ambled 11 yards through tackle to score.

**Vic Kohler** intercepted one of Roy Strohlin's passes in the same period, lateralled to **John Tsoutsouvas** who was down on the Oregon State 49. **John Hackenbruck** made 18 on an end-around. Kohler added five at the line, and then **Joe Tomich** passed to Hackenbruck in the end zone.

Hawaii drove to Oregon State's 12-yard line early in the second quarter before the Beavers held, but Kisselburgh's kick was short and Hawaii scored on two plays, with Strohlin passing from Oregon State's 47 to Cal Campbell on the 19 and then to Nolle Smith in the end zone. Oregon State battled down to the Hawaii 1-yard line where Dow fumbled as the half ended.

#### OSC LINEUP

LE	Leeds Bailey, John Leovich, Norman Peters, Raymond Vandiver
LT	Stanley Czech, John Hackenbruck, Victor Sears
LG	John Conrad, Marvin Markman, Robert Pollard, Eberle Schultz
C	Quentin Greenough, Bill Halverson, John Tsoutsouvas
RG	Martin Chaves, Lester Copenhagen, Bud English, Leonard Younce
RT	Glenn Byington, Walter Jelsma, Bob Sanders, Leon Sterling
RE	Gordon Ferris, Lewis Hammers, Robert Pena
QB	George Peters, Thomas Sommerville
LH	Robert Dethman, Gene Gray, Victor Kohler, Robert Olsen
RH	Morris Kohler, Joseph Tomich
FB	Jim Busch, Kenneth Dow, James Kisselburgh, Bob McCallister

**COACHING STAFF** Head Coach Lon Stiner, Jim Dixon, Hal Moe

### 1940 PINEAPPLE BOWL ROSTER

Leeds Bailey, LE  
 Jim Busch, FB  
 Glenn Byington, RT  
 Martin Chaves, RG  
 John Conrad, LG  
 Lester Copenhagen, RG  
 Stanley Czech, LT  
 Robert Dethman, LH  
 Kenneth Dow, FB  
 Don Durdan, RH  
 Bud English, RG  
 Gordon Ferris, RE  
 Gene Gray, LH  
 Quentin Greenough, C  
 John Hackenbruck, LT  
 Bill Halverson, C  
 Lewis Hammers, RE  
 Walter Jelsma, RT  
 James Kisselburgh, FB  
 Morris Kohler, RH

Victor Kohler, LH  
 John Leovich, LE  
 Marvin Markman, LG  
 Bob McCallister, FB  
 Robert Olsen, LH  
 Robert Pena, RE  
 George Peters, QB  
 Norman Peters, LE  
 Robert Pollard, LG  
 Bob Saunders, RT  
 Eberle Schultz, LG  
 Victor Sears, LT  
 Thomas Sommerville, QB  
 Leon Sterling, RT  
 Joseph Tomich, RH  
 John Tsoutsouvas, C  
 Raymond Vandiver, LE  
 Leonard Younce, RG

#### TEAM STATISTICS

	OSC	UH
First Downs	19	5
Rushing	9	1
Passing	10	4
Penalty	0	0
Net Rushing	253	30
Net Passing	199	139
Pass Attempts	21	29
Pass Comp.	12	12
Pass INT	3	4
Net Yards	452	177
Fumbles-Lost	3-1	3-2
Penalty Yards	30	10
Punt Avg.	37	33
Punt Return Yards	60	24
Kickoff Returns-Yards	6	9