



PITT vs. #18 UCLA

TONY THE TIGER SUN BOWL • EL PASO, TEXAS

December 30, 2022 • 2 p.m., ET (Noon, MT)

Sun Bowl Stadium (46,375/FieldTurf)

CBS • Bowl Season Radio • Pitt Panthers Radio Network

Schedules and Results

PITT (8-4, 5-3 ACC)

Sept. 1 (Thurs.)	West Virginia (ESPN)	W, 38-31
Sept. 10	Tennessee (ABC)	L, 27-34 (OT)
Sept. 17	at Western Michigan (ESPNU)	W, 34-13
Sept. 24	Rhode Island (ACC Network)	W, 45-24
Oct. 1	Georgia Tech* (ACC Network)	L, 21-26
Oct. 8	Virginia Tech* (ACC Network) (HC)	W, 45-29
Oct. 22	at Louisville* (ACC Network)	L, 10-24
Oct. 29	at North Carolina* (ACC Network)	L, 24-42
Nov. 5	Syracuse* (ACC Network)	W, 19-9
Nov. 12	at Virginia* (ACC Network)	W, 37-7
Nov. 19	Duke* (ACC Network)	W, 28-26
Nov. 26	at Miami* (ACC Network)	W, 42-16

*ACC game

(HC) Homecoming

UCLA (9-3, 6-3 PAC-12)

Sept. 3	Bowling Green	W, 45-17
Sept. 10	Alabama State	W, 45-7
Sept. 17	South Alabama	W, 32-31
Sept. 24	at Colorado*	W, 45-17
Sept. 30 (Fri.)	Washington*	W, 40-32
Oct. 8	Utah*	W, 42-32
Oct. 22	at Oregon*	L, 30-45
Oct. 29	Stanford*	W, 38-13
Nov. 5	at Arizona State*	W, 50-36
Nov. 12	Arizona*	L, 28-34
Nov. 19	USC*	L, 45-48
Nov. 25 (Fri.)	at California*	W, 35-28

*Pac-12 game

Broadcast Information

Television • CBS Sports (KDKA-TV in Pittsburgh)

Brad Nessler (play-by-play)

Gary Danielson (analyst)

Jenny Dell (reporter)

Pitt Radio • 93.7 The Fan & Pitt Panthers Radio Network

Jeff Hathhorn (play-by-play)

Pat Bostick (analyst)

Larry Richert and Dorin Dickerson (reporters)

SiriusXM Satellite Radio

SiriusXM Channel 134 or 194, SXM App Channel 956

Bowl Season Radio

Brian Roth (play-by-play)

Justin Fuente (analyst)

Rachel Phillips (reporter)

Online Audio

937thefan.radio.com

Game Storylines

- ✓ The 2022 Tony the Tiger Sun Bowl marks Pitt's 37th all-time postseason appearance and sixth under the direction of Coach Pat Narduzzi.
- ✓ A victory in the Tony the Tiger Sun Bowl would give Pitt a ninth win on the year and 20 over the past two seasons. The Panthers have not achieved 20 wins over a two-year span since 1981-82.
- ✓ Pitt and UCLA will meet for the first time in 50 years. The Panthers and Bruins last played on Sept. 16, 1972, a 38-28 UCLA win in Pitt Stadium.
- ✓ Since 2015, Pat Narduzzi has directed Pitt to 41 victories in ACC play, the second-highest win total during that span. Pitt trails only Clemson (60).
- ✓ This will be Pitt's fifth post-season trip to El Paso. The Panthers are 2-2 all-time in the "Sun City," most recently dropping a 14-13 decision to Stanford in 2018.
- ✓ Pitt is 23-27 all-time against current members of the Pac-12, including 5-9 against UCLA.
- ✓ Pitt enters the postseason riding a four-game winning streak. A victory over UCLA would give Pitt nine wins on the season and an enhanced Top 25 résumé.
- ✓ Pitt defensive coordinator Randy Bates and UCLA head coach Chip Kelly were on the same New Hampshire staffs during the 1992 and 1994-97 seasons.
- ✓ Pitt last closed a year with at least five consecutive wins in 2001 (winning six straight, including the Tangerine Bowl).
- ✓ Pat Narduzzi was a defensive coach at Rhode Island from 1993-99, annually facing Kelly's New Hampshire offensive units.

Pitt-UCLA History in Brief

Series Began: 1958

Series Overall: UCLA leads 9-5

At Pittsburgh: UCLA leads 4-2

At UCLA: UCLA leads 5-3

Bowl Series: 0-0

(First bowl meeting)

Last Meeting at Pitt: Sept. 16, 1972

(UCLA 38, Pitt 28)

Last Meeting at UCLA: Sept. 11, 1971

(Pitt 29, UCLA 25)

Current Series Win Streak:

UCLA has won 1 (1972)

Longest Pitt Series Win Streak:

2 games (twice)

Longest UCLA Series Win Streak:

6 games (1964, 1966-70)

Largest Pitt Margin of Victory:

21 points (27-6, 1958)

Largest UCLA Margin of Victory:

56 points (63-7, 1968)

The Coaches

Pitt Coach Pat Narduzzi

Overall (season): 61-41 (eighth)

At Pitt (season): same

Alma Mater: Rhode Island, 1990

Record vs. UCLA: 0-0

UCLA Coach Chip Kelly

Overall (season): 73-35 (ninth)

At UCLA (season): 27-28 (fifth)

Alma Mater: New Hampshire, 1990

Record vs. Pitt: 0-0

PITT FOOTBALL MEDIA SERVICES



TONY THE TIGER SUN BOWL MEDIA SCHEDULE

SUNDAY	MONDAY	TUESDAY	WEDNESDAY	THURSDAY	FRIDAY	SATURDAY
25 Merry Christmas! Pitt Team Arrival El Paso International Airport	26 Pitt Practice TBA	27 Coordinators Press Conference Hawthorn Suites by Wyndham 10 a.m. (MT)/Noon (ET) Pitt Practice TBA	28 Pitt Practice TBA	29 Head Coaches Press Conference Hawthorn Suites by Wyndham 10 a.m. (MT)/Noon (ET)	30 Pitt vs. UCLA Sun Bowl Stadium El Paso, Texas Noon (MT)/2 p.m. (ET) CBS Sports KDKA-TV Pittsburgh	31 New Year's Eve

PITT FOOTBALL MEDIA CONTACTS

E.J. Borghetti, Executive Associate A.D.
(football contact)

Borghetti e-mail: eborghetti@athletics.pitt.edu

R.J. Sepich, Football Communications Director
(co-football contact)

Sepich e-mail: rsepich@athletics.pitt.edu

Celeste Welsh, Communications Operations Director
(credential contact)

Welsh e-mail: cwelsh@athletics.pitt.edu

PITT ATHLETIC COMMUNICATIONS PHONE NUMBERS

Pitt Athletic Communications Office: (412) 648-8240

Press Box: (412) 697-7198

Pitt Football Office: (412) 648-8700

PITT FOOTBALL ON THE WEB

Official Pitt Site: PittsburghPanthers.com

Media Info: collegepressbox.com

Pitt Football Twitter/Instagram: @Pitt_FB

Pitt YouTube Page: YouTube.com/pittlivewire

PITT ATHLETIC COMMUNICATIONS ADDRESS

University of Pittsburgh
Athletic Communications
Petersen Events Center
3719 Terrace Street
Pittsburgh, PA 15261

PITT PRACTICE FACILITY ADDRESS

Pitt Football Office
UPMC Rooney Sports Complex
3450 South Water Street
Pittsburgh PA 15203

ACC COMMUNICATIONS CONTACTS

Amy Yakola, Deputy Commissioner
(chief of external affairs)

Yakola e-mail: ayakola@theacc.org

Kevin Best, Senior Associate Commissioner
(football communications)

Best e-mail: kbest@theacc.org

ACC Communications Phone: (336) 854-8787

ACC FOOTBALL ON THE WEB

Official ACC Site: theacc.com

Media Info: collegepressbox.com

ACC Football Twitter: @ACCFootball

ACC YouTube Page: YouTube.com/ACCDigitalNetwork

PITT BOWL HEADQUARTERS

Radisson Hotel El Paso Airport

1770 Airway Boulevard
El Paso, TX 79925
Phone: (915) 772-3333

PITT MEDIA CONTACTS

E.J. Borghetti

Executive Associate Athletic Director

Email: eborghetti@athletics.pitt.edu
Cell: (412) 491-5110

R.J. Sepich

Football Communications Director

Email: rsepich@athletics.pitt.edu
Cell: (412) 452-1992

UCLA BOWL HEADQUARTERS

El Paso Marriott

1600 Airway Boulevard
El Paso, TX 79925
Phone: (915) 779-3300

UCLA MEDIA CONTACTS

Steve Rourke

Associate Communications Director

Email: srourke@athletics.ucla.edu
Cell: (310) 882-8418

Andrew Sinatra

Associate Communications Director

Email: asinatra@athletics.ucla.edu
Cell: (310) 613-7389

TONY THE TIGER SUN BOWL CONTACTS

Eddie Morelos

Media Relations Director

Email: emorelos@sunbowl.org
Cell: (915) 490-2531

Jordan Ramirez

Media Relations Assistant

Office: (915) 533-4416

SUN BOWL MEDIA HEADQUARTERS

El Paso Hawthorn Suites by Wyndham

6789 Boeing Drive
El Paso, TX 79925
Phone: (915) 778-6789

STADIUM INFORMATION

Sun Bowl Stadium

2701 Sun Bowl Drive
University of Texas at El Paso
El Paso, TX 79902
Capacity: 46,375
Surface: FieldTurf

ACC MEDIA PORTAL

The ACC Media Portal has moved to a new service provider for 2022-23. The ACC will continue to provide video from a variety of press conferences and select ACC Championship footage throughout the athletic year. Game highlights from regular season football and basketball games will no longer be provided. Previous accounts to the ACC Media Portal will no longer be active. If you are interested in access to the new ACC Media Portal, please contact Slim Vollinger (svollinger@theacc.org) to gain access and for additional information. The use of ACC Championship highlights provided through the ACC Media Portal remain subject to all restrictions as outlined in the ACC News Access Guidelines.

COLLEGEPRESSBOX.COM

The official media website for Division I football is collegepressbox.com. Download game notes, quotes, statistics, media guides, headshots and logos for all FBS schools, conferences, postseason games, awards and the College Football Playoff. For access, please register at collegepressbox.com/register.

OFFENSE

Quarterback

12	NICK PATTI (SR*, 6-3, 225)
19	Nate Yarnell (FR*, 6-6, 215)

Running Back

6	RODNEY HAMMOND JR. (SO, 5-9, 200)
24	C'Bo Flemister (SR*, 5-11, 200) or
22	Vincent Davis (SR, 5-8, 180)

Wide Receiver

14	KONATA MUMPFIELD (SO, 6-1, 180)
82	Gavin Thomson (JR*, 6-0, 185)

Wide Receiver

5	JARED WAYNE (SR, 6-3, 210)
84	Jake McConnachie (SO*, 6-5, 195)

Wide Receiver

15	BUB MEANS (SO*, 6-2, 215)
20	Myles Alston (FR*, 6-1, 180)

Tight End

86	GAVIN BARTHOLOMEW (SO, 6-5, 255)
8	Karter Johnson (JR*, 6-2, 250)
88	Jake Renda (FR*, 6-4, 245)

Left Tackle

78	BRANSON TAYLOR (SO*, 6-5, 320)
70	Ryan Baer (FR, 6-7, 335)

Left Guard

55	MARCUS MINOR (SR+, 6-4, 325)
61	Ryan Jacoby (JR*, 6-4, 305)

Center

53	JAKE KRADEL (SR*, 6-3, 305) OR
60	OWEN DREXEL (SR+, 6-3, 305)

Right Guard

68	BLAKE ZUBOVIC (SR*, 6-4, 320)
58	Terrence Moore (FR*, 6-5, 310)

Right Tackle

76	MATT GONCALVES (JR*, 6-6, 315)
50	Jason Collier Jr. (JR*, 6-6, 325)

DEFENSE

Defensive End

87	HABAKKUK BALDONADO (SR*, 6-5, 260)
96	Chris Maloney (SR*, 6-2, 255)
17	Samuel Okunlola (FR, 6-4, 240)

Defensive Tackle

2	DAVID GREEN (SR*, 6-1, 280)
90	Deandre Jules (JR*, 6-3, 310)

Defensive Tackle

95	DEVIN DANIELSON (SR*, 6-2, 300)
92	Tyler Bentley (SR*, 6-2, 300)

Defensive End

50	DAYON HAYES (JR, 6-3, 275)
57	Bam Brima (JR*, 6-5, 275)
4	Nahki Johnson (FR*, 6-2, 260)

Star Linebacker

11	BANGALLY KAMARA (JR, 6-2, 225)
38	Kyle Louis (FR, 5-11, 200)

Mike Linebacker

32	SHAYNE SIMON (SR*, 6-3, 235)
30	Brandon George (SR, 6-3, 245)

Money Linebacker

10	TYLAR WILTZ (SR+, 6-1, 210)
23	Solomon DeShields (SO*, 6-2, 230)

Strong Safety

20	JAVON MCINTYRE (FR*, 6-0, 195)
37	Stephon Hall (FR*, 6-1, 190)

Free Safety

31	ERICK HALLETT II (SR*, 5-11, 195)
22	Phillip O'Brien Jr. (SO, 6-0, 185)

Cornerback

12	M.J. DEVONSHIRE (JR*, 5-11, 190)
25	A.J. Woods (SR, 5-11, 195)
18	Ryland Gandy (FR, 6-0, 180)

Cornerback

14	MARQUIS WILLIAMS (SR*, 5-9, 180)
28	Noah Biglow (FR*, 5-11, 180)

SPECIALISTS

Placekicker

90	BEN SAULS (SO*, 5-10, 185)
95	Caleb Junko (FR*, 6-1, 200)

Punter

95	CALEB JUNKO (FR*, 6-1, 200) OR
92	CAM GUESS (SO*, 5-11, 200) OR
94	SAM VANDER HAAR (FR, 6-0, 205)

Holder

92	CAM GUESS (SO*, 5-11, 200)
94	Sam Vander Haar (FR, 6-0, 205)

Long Snapper

49	BYRON FLOYD (SO*, 6-1, 240)
93	James Fineran (FR*, 6-5, 225)

Kickoff Returner

6	RODNEY HAMMOND JR. (SO, 5-9, 200)
22	Vincent Davis (SR, 5-8, 180)

Punt Returner

12	M.J. DEVONSHIRE (JR*, 5-11, 190)
22	Vincent Davis (SR, 5-8, 180) or
14	Konata Mumpfield (SO, 6-1, 180)

Kickoffs

90	BEN SAULS (SO*, 5-10, 185)
95	Caleb Junko (FR*, 6-1, 200)

2022 PITT FOOTBALL ROSTERS



PITT NUMERICAL ROSTER

No.	Name	Pos.	Yr.	Ht.	Wt.	Hometown/High School
2	Israel Abanikanda**	RB	JR	5-11	215	Brooklyn, NY/Abraham Lincoln
2(D)	David Green***	DL	SR*	6-1	280	West Mifflin, PA/Pittsburgh Central Catholic
2(D)	Abe Ibrahim	LB	FR	6-2	210	Bridgeville, PA/Chartiers Valley
4	Daniel Carter**	RB	JR*	5-10	240	Margate, FL/St. Thomas Aquinas
4(D)	Nahki Johnson	DL	FR*	6-2	260	Pittsburgh, PA/West Mifflin
5	Deslin Alexandre****	DL	SR+	6-4	275	Pompano Beach, FL/Deerfield Beach
5(D)	Jared Wayne***	WR	SR	6-3	210	Peterborough, ON/Clearwater Academy International (FL)
6(D)	Rodney Hammond Jr.*	RB	SO	5-9	200	Norfolk, VA/Booker T. Washington
7	SirVocea Dennis***	LB	SR	6-1	230	Syracuse, NY/Christian Brothers/Peddie (NJ)
8	Calijah Kancey**	DL	JR*	6-0	280	Miami, FL/Miami Northwestern
8(D)	Karter Johnson	TE	JR*	6-2	250	Pickerington, OH/Pickerington Central/Butler C.C.
9	Brandon Hill**	DB	JR*	5-11	195	Apopka, FL/Wekiva
10	Tylar Wiltz	LB	SR+	6-1	210	Breaux Bridge, LA/Independence/Missouri State
11	Bangally Kamara**	LB	JR	6-2	225	Akron, OH/East
12	Nick Patti**	QB	SR*	6-3	225	Hillsdale, NJ/St. Joseph Regional
12(D)	M.J. Devonshire*	DB	JR*	5-11	190	Aliquippa, PA/Aliquippa/Kentucky
14	Marquis Williams***	DB	SR*	5-9	180	Pompano Beach, FL/Cardinal Gibbons
14(D)	Konata Mumpfield	WR	SO	6-1	180	Hoschton, GA/Dacula/Akron
15	Rashad Battle**	DB	JR	6-3	200	Atlanta, GA/Creekside
15(D)	Bub Means	WR	SO*	6-2	215	Lovejoy, GA/Lovejoy/Louisiana Tech
16	Nate Temple**	DL	JR*	6-4	245	Abbeville, SC/Abbeville
16(D)	Derek Kyler	QB	SR+	6-0	195	DeKalb, IL/DeKalb/Dartmouth
17	Samuel Okunlola	DL	FR	6-4	240	Brockton, MA/Thayer Academy
17(D)	Jake Frantl	QB	FR*	6-0	205	Erin, WI/Hartford Union/Georgia Knights Prep
18	Ryland Gandy	DB	FR	6-0	180	Buford, GA/Buford
18(D)	Eli Kosanovich	QB	JR*	6-2	210	Aliquippa, PA/Aliquippa
19	Jahvante Royal*	DB	SO*	6-3	195	Miramar, FL/St. Thomas Aquinas
19(D)	Nate Yarnell	QB	FR*	6-6	215	Austin, TX/Lake Travis
20	Myles Alston	WR	FR*	6-1	180	Virginia Beach, VA/Ocean Lakes
20(D)	Javon McIntyre	DB	FR*	6-0	195	Bear, DE/Imhotep Charter (PA)
21	Che Nwabuko	WR	FR	5-10	165	Austin, TX/Manor
22	Vincent Davis***	RB	SR	5-8	180	Fort Lauderdale, FL/Cardinal Gibbons
22(D)	Phillip O'Brien Jr.*	DB	SO	6-0	185	Pompano Beach, FL/Deerfield Beach
23	Solomon DeShields**	LB	SO*	6-2	230	Millville, NJ/Millville Senior
24	Tamarion Crumpley	DB	FR*	6-1	195	Cincinnati, OH/Winton Woods
24(D)	C'Bo Flemister	RB	SR*	5-11	200	Williamson, GA/Pike County/Notre Dame
25	A.J. Woods***	DB	SR	5-11	195	Germantown, MD/Northwest
26	Anthony Summey	RB	JR*	6-0	210	Ocean Township, NJ/St. Peter's Prep/Georgia
27	Buddy Mack III**	LB	JR	6-1	210	Greer, SC/Byrnes
28	Noah Biglow	DB	FR*	5-11	180	Wesley Chapel, FL/Armwood
29	Luke DelGaudio	LB	SO*	6-2	200	Shavertown, PA/Dallas
29(D)	Josh Junko	WR	JR*	6-1	200	Akron, OH/Cuyahoga Valley Christian Acad.
30	Brandon George***	LB	SR	6-3	245	Reading, PA/Berks Catholic
31	Erick Hallett II***	DB	SR*	5-11	195	Cypress, TX/Cy-Fair
32	Shayne Simon	LB	SR*	6-3	235	West Orange, NJ/St. Peter's Prep/Notre Dame
35	Hudson Primus	DB	JR*	6-0	190	Washington D.C./Archbishop Carroll
36	Justin Cullins	RB	JR	5-7	175	Baltimore, MD/Calvert Hall College H.S.
37	Stephon Hall	DB	FR*	6-1	190	Monaca, PA/Central Valley
38	Kyle Louis	LB	FR	5-11	200	East Orange, NJ/East Orange Campus
39	Myles Canton	LB	SR+	6-1	210	Upper Marlboro, MD/DeMatha Catholic/Robert Morris
40	Addison Copeland III	WR	FR	6-2	180	Buffalo, NY/Western New York Maritime Charter
41	Jehvonn Lewis	DB	SO*	5-11	180	Bethel Park, PA/Bethel Park
43	Cole Mitchell	TE	FR*	6-5	255	Frederick, MD/Linganore
44	Jimmy Scott	DL	FR	6-2	250	Cheektowaga, NY/St. Francis
45	Dante Caputo	DB	JR*	5-11	190	Wexford, PA/North Allegheny/Wisconsin
46	Peter Vardzel	WR	FR*	6-0	185	Charleston, SC/Wando
47	Aydin Henningham*	LB	SO*	6-2	225	Delray Beach, FL/Deerfield Beach
47(D)	Caden Smith	WR	FR	6-3	175	Murrysville, PA/Franklin Regional
48	Lorenzo Jenkins	WR	FR	6-4	190	Beaver Falls, PA/Blackhawk
49	Byron Floyd	LS	SO*	6-1	240	Mentor, OH/Mentor

PITT ALPHABETICAL ROSTER

No.	Name	Pos.
2	Israel Abanikanda**	RB
91	Thomas Aden	DL
5	Deslin Alexandre****	DL
20	Myles Alston	WR
85	Josh Altsman	TE
63	Matt Altsman	OL
54	Trey Andersen	OL
70	Ryan Baer	OL
87	Habakkuk Baldonado**	DL
86	Gavin Bartholomew*	TE
15	Rashad Battle**	DB
54(D)	Dylan Bennett	LB
92	Tyler Bentley***	DL
28	Noah Biglow	DB
57(D)	Bam Brima*	DL
39	Myles Canton	LB
45	Dante Caputo	DB
4	Daniel Carter**	RB
50	Jason Collier Jr.*	OL
40	Addison Copeland III	WR
24	Tamarion Crumpley	DB
36	Justin Cullins	RB
95	Devin Danielson***	DL
22	Vincent Davis***	RB
29	Luke DelGaudio	LB
7	SirVocea Dennis***	LB
23	Solomon DeShields**	LB
83	Dylan Deveney	TE
12(D)	M.J. Devonshire*	DB
94	Elliot Donald	DL
60	Owen Drexel**	OL
74	Terrence Enos Jr.	OL
87(D)	Trevor Faulkner	TE
93	James Fineran	LS
55(D)	Sean FitzSimmons	DL
24(D)	C'Bo Flemister	RB
49	Byron Floyd	LS
53(D)	Dorien Ford	DL
51	Drew Foster	LB
17(D)	Jake Frantl	QB
66	George French II	OL
18	Ryland Gandy	DB
30	Brandon George***	LB
76	Matt Goncalves**	OL
2(D)	David Green***	DL
92(D)	Cam Guess	P
37	Stephon Hall	DB
31	Erick Hallett II***	DB
6(D)	Rodney Hammond Jr.*	RB
50(D)	Dayon Hayes**	DL
47	Aydin Henningham*	LB
9	Brandon Hill**	DB
57	Gabe Houy****	OL
2(D)	Abe Ibrahim	LB
61/84	Ryan Jacoby	OL
48	Lorenzo Jenkins	WR
8(D)	Karter Johnson	TE
4(D)	Nahki Johnson	DL
90	Deandre Jules**	DL
95(D)	Caleb Junko	PK/P
29(D)	Josh Junko	WR
11	Bangally Kamara**	LB

2022 PITT FOOTBALL ROSTERS



NUMERICAL ROSTER CONTINUED

No.	Name	Pos.	Yr.	Ht.	Wt.	Hometown/High School
50	Jason Collier Jr.*	OL	JR*	6-6	325	West Deptford, NJ/West Deptford
50(D)	Dayon Hayes**	DL	JR	6-3	275	Pittsburgh, PA/Westinghouse
51	Drew Foster	LB	FR	6-2	215	Austin, TX/Hyde Park Baptist
53	Jake Kradel***	OL	SR*	6-3	305	Butler, PA/Butler Senior
53(D)	Dorien Ford	DL	FR*	6-4	305	Pittsburgh, PA/Baldwin
54	Trey Andersen	OL	FR*	6-6	285	Eagle Mountain, UT/Lehi
54(D)	Dylan Bennett	LB	FR*	6-3	225	Montoursville, PA/Montoursville
55	Marcus Minor*	OL	SR+	6-4	325	Lanham, MD/DeMatha Catholic/Maryland
55(D)	Sean FitzSimmons	DL	FR	6-3	290	Monaca, PA/Central Valley
56	Will King IV	DL	SO*	6-4	280	Holland, MI/Holland Christian
57	Gabe Houy****	OL	SR+	6-6	325	Pittsburgh, PA/Upper St. Clair
57(D)	Bam Brima*	DL	JR*	6-5	275	Worcester, MA/Loyalsock Township (PA)
58	Terrence Moore	OL	FR*	6-5	310	Massillon, OH/Massillon Washington
59	Nick Lapi	LB	FR*	6-2	220	Upper Saddle River, NJ/Northern Highlands
60	Owen Drexel**	OL	SR+	6-3	305	Montclair, NJ/Montclair
61/84	Ryan Jacoby	OL	JR*	6-4	305	Mentor, OH/Mentor/Ohio State
62	Dakota Peters	OL	SR*	6-6	295	New Castle, PA/Shenango/Akron
63	Matt Altsman	OL	SO*	6-0	280	Zelienople, PA/Pittsburgh Central Catholic
66	George French II	OL	SO*	6-8	320	Bethlehem, PA/Bethlehem Catholic/Maine
68	Blake Zubovic**	OL	SR*	6-4	320	Belle Vernon, PA/Belle Vernon Area
69	Matt Metrosky	OL	FR*	6-1	290	Greensburg, PA/Greensburg Central Catholic
70	Ryan Baer	OL	FR	6-7	335	Eastlake, OH/North
72	Isaiah Montgomery	OL	FR	6-4	290	Virginia Beach, VA/Landstown
74	Terrence Enos Jr.	OL	FR*	6-4	315	Redford, MI/Cass Technical
76	Matt Goncalves**	OL	JR*	6-6	315	Manorville, NY/Eastport-South Manor
77	Carter Warren***	OL	SR+	6-5	325	Paterson, NJ/Passaic Tech
78	Branson Taylor*	OL	SO*	6-5	320	Lorain, OH/Elyria Catholic
80	Isaiah Nesmith	WR	FR	6-3	185	West Palm Beach, FL/American Heritage
82	Gavin Thomson**	WR	JR*	6-0	185	Pittsburgh, PA/Pittsburgh Central Catholic
83	Dylan Deveney	TE	JR*	6-6	265	Medford, NJ/Hun School/Georgia Tech
84	Jake McConnachie	WR	SO*	6-5	195	Verona, NJ/Verona
85	Josh Altsman	TE	FR	6-3	230	Zelienople, PA/Pittsburgh Central Catholic
86	Gavin Bartholomew*	TE	SO	6-5	255	Schuylkill Haven, PA/Blue Mountain
87	Habakkuk Baldonado**	DL	SR*	6-5	260	Rome, Italy/Clearwater Academy International (FL)
87(D)	Trevor Faulkner	TE	FR*	6-4	240	Pittsburgh, PA/Avonworth
88	Jake Renda	TE	FR*	6-4	245	Princeton, NJ/IMG Academy (FL)
90	Deandre Jules**	DL	JR*	6-3	310	Germantown, MD/Northwest
90(D)	Ben Sauls*	PK	SO*	5-10	185	Tipp City, OH/Tippecanoe
91	Thomas Aden	DL	FR	6-1	285	Lakewood, OH/St. Edward
92	Tyler Bentley***	DL	SR*	6-2	300	West Chester, OH/Lakota West
92(D)	Cam Guess	P	SO*	5-11	200	Belle Vernon, PA/Belle Vernon Area
93	James Fineran	LS	FR*	6-5	225	Towson, MD/ Calvert Hall College H.S.
94	Elliot Donald	DL	FR*	6-2	265	Pittsburgh, PA/Pittsburgh Central Catholic
94(D)	Sam Vander Haar	P	FR	6-0	205	Melbourne, Australia/Box Hill Senior Secondary College
95	Devin Danielson***	DL	SR*	6-2	300	Pittsburgh, PA/Thomas Jefferson
95(D)	Caleb Junko	PK/P	FR*	6-1	200	Akron, OH/Hudson
96	Chris Maloney*	DL	SR*	6-2	255	Fort Washington, PA/La Salle College H.S.

* following name denotes letters earned

* following class denotes redshirt season

+ following class denotes 'super senior'

(D) denotes duplicate number

ALPHABETICAL ROSTER CONTINUED

No.	Name	Pos.
8	Calijah Kancey**	DL
56	Will King IV	DL
18(D)	Eli Kosanovich	QB
53	Jake Kradel***	OL
16(D)	Derek Kyler	QB
59	Nick Lapi	LB
41	Jehvonn Lewis	DB
38	Kyle Louis	LB
27	Buddy Mack III**	LB
96	Chris Maloney*	DL
84	Jake McConnachie	WR
20(D)	Javon McIntyre	DB
15(D)	Bub Means	WR
69	Matt Metrosky	OL
55	Marcus Minor*	OL
43	Cole Mitchell	TE
72	Isaiah Montgomery	OL
58	Terrence Moore	OL
14(D)	Konata Mumpfield	WR
80	Isaiah Nesmith	WR
21	Che Nwabuko	WR
22(D)	Phillip O'Brien Jr.*	DB
17	Samuel Okunlola	DL
12	Nick Patti**	QB
62	Dakota Peters	OL
35	Hudson Primus	DB
88	Jake Renda	TE
19	Jahvante Royal*	DB
90(D)	Ben Sauls*	PK
44	Jimmy Scott	DL
32	Shayne Simon	LB
47(D)	Caden Smith	WR
26	Anthony Summey	RB
78	Branson Taylor*	OL
16	Nate Temple**	DL
82	Gavin Thomson**	WR
94(D)	Sam Vander Haar	P
46	Peter Vardzel	WR
77	Carter Warren***	OL
5(D)	Jared Wayne***	WR
14	Marquis Williams***	DB
10	Tylar Wiltz	LB
25	A.J. Woods***	DB
19(D)	Nate Yarnell	QB
68	Blake Zubovic**	OL

* denotes letters earned

(D) denotes duplicate number



PERSONAL INFORMATION

Born: April 22, 1966
Hometown: Youngstown, Ohio
Alma Mater: Rhode Island, 1990
Family: Narduzzi and his wife, Donna, have four children: Arian-na, Christina, Patrick and Isabella.

COLLEGE PLAYING EXPERIENCE

Rhode Island, three-year starter at linebacker (1987-89).

Youngstown State, starter at linebacker (1985).

COACHING EXPERIENCE

Miami (Ohio), 1990-91, graduate assistant; 1992, wide receivers.

Rhode Island, 1993-97, linebackers; 1998-99, defensive coordinator.

Northern Illinois, 2000-02, linebackers.

Miami (Ohio), 2003, defensive coordinator.

Cincinnati, 2004-06, defensive coordinator.

Michigan State, 2007-14, defensive coordinator; 2013-14, assistant head coach.

Pitt, 2015-present, head coach.

BOWL GAMES COACHED

2003 GMAC Bowl
 2004 Fort Worth Bowl
 2007 Champs Sports Bowl
 2009 Capital One Bowl
 2010 Valero Alamo Bowl
 2011 Capital One Bowl
 2012 Outback Bowl
 2012 Buffalo Wild Wings Bowl
 2014 Rose Bowl
 2015 Cotton Bowl
 2015 Military Bowl
 2016 New Era Pinstripe Bowl
 2018 Hyundai Sun Bowl
 2019 Quick Lane Bowl
 2021 Chick-fil-A Peach Bowl
 2022 Tony the Tiger Sun Bowl

- ✓ The 2022 season marks Pat Narduzzi's eighth as Pitt's Chris Bickell '97 Head Football Coach. During his tenure, Narduzzi has led the Panthers to an ACC championship (2021) and two ACC Coastal Division titles (2018 and 2021).
- ✓ Narduzzi has compiled a 61-41 overall record. His 61 victories rank second all-time at Pitt. Narduzzi recently surpassed the legendary Glenn "Pop" Warner, who led the Panthers from 1915-23.
- ✓ Since 2015, Narduzzi has directed Pitt to 41 victories in ACC play, the second-highest win total during that span. The Panthers trail only Clemson (60).
- ✓ In 2021, Narduzzi led Pitt to one of the most accomplished seasons in school history. The Panthers' stormed to 11 victories—their most since 1981—and claimed their first outright conference title with a 45-21 triumph over Wake Forest in the ACC Championship Game.
- ✓ Pitt earned a No. 13 ranking in the final 2021 polls, its highest finish since 1982. The Panthers placed No. 12 in the final College Football Playoff ratings, their highest ever.
- ✓ Narduzzi has coached nine first team All-Americans at Pitt. In 2022, defensive tackle Calijah Kancey earned Unanimous All-America status, the Panthers' first unanimous pick since defensive tackle Aaron Donald in 2013.
- ✓ In 2021, quarterback Kenny Pickett won the Johnny Unitas Golden Arm Award (nation's top upperclassman quarterback) and was a Heisman Trophy finalist, wide receiver Jordan Addison won the Biletnikoff Award (nation's outstanding receiver) and specialist Cal Adomitis earned the Patrick Mannelly Award (nation's top long snapper).
- ✓ Under Narduzzi's watch, Pitt continues to produce high-level NFL prospects. Six Pitt products—ends Patrick Jones II and Rashad Weaver, center Jimmy Morrissey, safety Damar Hamlin, cornerback Jason Pinnock and defensive tackle Jaylen Twyman—were selected in the 2021 NFL Draft, the most of any program in the ACC and tied for eighth nationally.
- ✓ In the 2022 draft, Pickett was a first-round selection of the Pittsburgh Steelers—the first Pitt QB to be picked in the opening round since Dan Marino in 1983.
- ✓ Narduzzi's Panthers have a well-earned reputation as a dangerous opponent for highly ranked foes. In 2019, Pitt scored a 35-34 triumph over UCF, which visited Heinz Field riding a 27-game non-bowl winning streak. The winning touchdown—a gadget-play pass caught by quarterback Kenny Pickett—has been immortalized as the "Pitt Special."
- ✓ In 2017, Pitt closed the season with a 24-14 victory over No. 2 Miami, which entered the game undefeated and on the cusp of the College Football Playoff.
- ✓ In 2016, the Panthers defeated two teams that finished in the top 5 of the final CFP rankings. Pitt gave No. 2 Clemson—that year's national champion—its only loss (43-42) and kept No. 5 Penn State out of the playoff field by defeating the Nittany Lions, 42-39.
- ✓ Pitt has also thrived off the field under Narduzzi's watch. During the 2021-22 academic year, Pitt led all college football programs in community service hours per Helper Helper.
- ✓ In 2020, Pitt earned an NCAA Public Recognition Award for achieving an Academic Progress Rate (APR) score that ranked in the top 10% of all football programs. The Panthers' multi-year 988 APR set a Pitt football program record and was 24 points higher than the national average.
- ✓ Narduzzi arrived at Pitt following eight highly successful years as the defensive coordinator at Michigan State under Mark Dantonio. The Spartans were the only team to rank in the nation's top 10 in total defense and rushing defense each season from 2011-14.
- ✓ Michigan State boasted the nation's top rushing defense in 2014, yielding just 88.5 yards per game. The Spartans finished with a No. 5 national ranking and 11-2 record following a 42-41 victory over Baylor in the Cotton Bowl.
- ✓ In 2013, Michigan State finished No. 3 in the country following a Big Ten title and 24-20 victory over No. 5 Stanford in the Rose Bowl. Narduzzi was named the 2013 recipient of the prestigious Broyles Award, annually presented to the country's top assistant coach.
- ✓ Narduzzi was a starting linebacker under his father, the late Bill Narduzzi, as a freshman at Youngstown State in 1985 before transferring to Rhode Island, where he became a three-year starter for the Rams from 1987-89.
- ✓ Bill Narduzzi was head coach at YSU from 1975-85. He led the Penguins to two NCAA Division II playoff appearances, including the national championship game in 1979, and twice was named the Ohio Valley Conference Coach of the Year. One of Bill's first coaching posts was as a freshman line coach at Pitt in 1962.

SERIES NOTES

This is the 15th meeting between Pitt and UCLA in a series that dates back to 1958...the Panthers and Bruins will be playing for the first time since 1972...UCLA leads the series, 9-5, and won the last meeting, 38-28, in Pitt Stadium...Pitt is 2-4 at home and 3-5 on the road against the Bruins...Pitt and UCLA met every year between 1958 and 1972 with the exception of the 1965 season...this is the first postseason encounter between the schools...Pitt owns a 23-27 record against current members of the Pac-12 Conference...the Panthers last played a Pac-12 team in 2018, a 14-13 loss to Stanford in the Sun Bowl.

SERIES GAME-BY-GAME

UCLA LEADS SERIES, 9-5

DATE	H/A	PITT	UCLA
Sept. 20, 1958	A	27	6
Oct. 3, 1959	H	25	21
Sept. 17, 1960	A	7	8
Oct. 21, 1961	A	6	20
Oct. 20, 1962	H	8	6
Sept. 20, 1963	A	20	0
Sept. 12, 1964	H	12	17
Sept. 17, 1966	A	14	57
Sept. 23, 1967	H	8	40
Sept. 21, 1968	A	7	63
Sept. 20, 1969	A	8	42
Sept. 19, 1970	H	15	24
Sept. 11, 1971	A	29	25
Sept. 16, 1972	H	28	38

Games won by Pitt in **bold**

PITT vs. THE PAC-12

TEAM	SERIES	LAST MEETING
Arizona	1-0	1979 (Fiesta Bowl: Pitt won, 16-10)
Arizona State	0-1	1973 (Fiesta Bowl: ASU won, 28-7)
California	3-2	1966 (Cal won, 30-15)
Colorado	0-0	Never played
Oregon	2-2	1965 (Oregon won, 17-15)
Oregon State	1-1	2008 (Sun Bowl: OSU won, 3-0)
Stanford	2-2	2018 (Sun Bowl: Stanford won, 14-13)
UCLA	5-9	1972 (UCLA won, 38-28)
USC	4-6	1974 (USC won, 16-7)
Utah	0-3	2011 (Utah won, 26-14)
Washington	4-1	1979 (Pitt won, 26-14)
Washington State	1-0	1995 (Pitt won, 17-13)
TOTAL	23-27	

THE LAST TIME: UCLA 38 PITT 28

Sept. 16, 1972 • Pitt Stadium • 24,315

UCLA used a bruising ground attack to build a 24-0 halftime lead before holding off the host Panthers, 38-28, in the last meeting between the two schools...the Bruins piled up an amazing 406 rushing yards on 65 carries, averaging 6.3 yards per attempt...Kermit Johnson rambled for 168 of those yards on 17 carries (9.9 avg.)...fellow halfback James McAlister netted 84 yards for the Bruins, who threw just seven times (completing three)...facing a large halftime deficit, Pitt would rally, cutting UCLA's lead to 24-14 in the third quarter...the Panthers, however, could draw no closer...a 60-yard scoring run by Johnson late in the third period boosted the Bruins' lead back to 17 points as they kept the Panthers at arm's length the rest of the game...quarterback John Hogan threw three touchdown passes for Pitt, including two to Lance Wall...the loss dropped the Panthers to 0-2 on the season...Pitt's 1972 edition would finish 1-10, leading to the December hire of Johnny Majors from Iowa State...in one of the great revivals in college football history, Majors would transform Pitt into undefeated national champions in 1976...UCLA would finish the 1972 campaign with an 8-3 record and ranked in the Top 20 of both major polls.

UCLA	7	17	7	7	38
PITT	0	0	14	14	28

First Quarter

UCLA — Harmon 2-yard run (Herrera kick)

Second Quarter

UCLA — McAlister 1-yard run (Herrera kick)

UCLA — Herrera 36-yard field goal

UCLA — Scribner 63-yard run (Herrera kick)

Third Quarter

PITT — Block 10-yard pass from Hogan (Hogan pass failed)

PITT — Wall 7-yard pass from Hogan (Hogan pass to Cecconi)

UCLA — Johnson 60-yard run (Herrera kick)

Fourth Quarter

PITT — Medwid 1-yard run (Medwid pass failed)

UCLA — Campbell 3-yard run (Herrera kick)

PITT — Wall 24-yard pass from Hogan (Murphy run)

Team Stats	UCLA	PITT
First Downs	18	18
Rushes-Yards	65-406	51-144
Comp-Att-Int	3-7-0	9-15-1
Passing Yards	53	177
Total Yards	458	321
Punt Returns-Yards	2-22	1-0
Kick Returns-Yards	4-50	4-74
Interceptions-Yards	1-12	0-0
Fumbles-Lost	3-1	2-2
Punts-Average	3-45.0	6-40.8
Penalties-Yards	5-43	2-17

Rushing

UCLA — Johnson 17-168, 1 TD; McAlister 16-84, 1 TD; Scribner 8-75, 1 TD; Campbell 6-29, 1 TD; Ferrell 1-15; Schuhmann 2-11; Harmon 8-7, 1 TD; Jones 3-6; Lyman 1-6; Tyler 3-5.

PITT — Cecconi 11-42; Murphy 5-24; Medwid 7-22, 1 TD; Ostrowski 4-21; Englert 4-12; Hogan 12-9; Smith 2-7; Janasek 4-5; Wilson 2-2.

Passing

UCLA — Harmon 3-7-0, 53 yards.

PITT — Hogan 7-12-1, 117 yards, 3 TD; Medwid 2-3-0, 60 yards.

Receiving

UCLA — Lyman 2-18; Bleymaier 1-35.

PITT — Wall 3-44, 2 TD; Block 2-56, 1 TD; Toerper 2-50; Ostrowski 1-23; Englert 1-4.

TEAM NOTES

ACC EXCELLENCE:

- ✓ Since taking over as Pitt's head coach in 2015, Pat Narduzzi has directed the Panthers to 41 victories in ACC play, the second-highest win total during that span. The Panthers trail only Clemson (60).
- ✓ Since 2015, Narduzzi is one of only two coaches with multiple victories over Clemson. He is 2-2 against the Tigers with wins in 2016 (43-42) and 2021 (27-17). The other coach is Alabama's Nick Saban, who is also 2-2 against Clemson during that span.
- ✓ Pitt's 2021 ACC championship marked the first outright conference title in program history. Pitt twice shared the Big East championship (2004 and 2010).

ACC RECORDS: 2015-PRESENT

Team	Won	Lost
Clemson	60	5
Pitt	41	25
Miami	40	25
North Carolina	35	31
NC State	35	31
Virginia Tech	34	31
Florida State	32	32
Louisville	32	34
Wake Forest	28	35
Virginia	26	38
Georgia Tech	25	40
Boston College	23	43
Syracuse	21	45
Duke	20	46

WINNING STRETCH:

- ✓ Dating back to the 2020 season, Pitt has won 22 of its past 30 games. That span includes a 3-1 mark to close the 2020 season, last year's 11-3 record and an 8-4 mark this year.
- ✓ It is Pitt's winningest stretch since 2001-03, when Walt Harris' Panthers went 23-7 over a 30-game span.

ALL-TIME COACHING WINS:

- ✓ Concluding his eighth season as Pitt's head coach, Pat Narduzzi has fashioned a 61-41 overall record.
- ✓ His 61 victories rank second all-time at Pitt. Narduzzi recently surpassed the legendary Glenn "Pop" Warner, who led the Panthers from 1915-23.

PITT FOOTBALL HEAD COACHES: MOST WINS

No.	Name (Years)	Record	Pct.
1.	Jock Sutherland (1924-38)	111-20-12	.818
2.	Pat Narduzzi (2015-present)	61-41	.598
3.	Glenn "Pop" Warner (1915-23)	60-12-4	.816
4.	John Michelosen (1955-65)	56-49-7	.531
5.	Walt Harris (1997-2004)	52-44-0	.542
6.	Jackie Sherrill (1977-81)	50-9-1	.842

BLUE AND GOLD RALLY CAPS:

- ✓ Since 2002, Pitt has won 38 games with second-half comebacks.
- ✓ Thirteen of those rallies occurred during Pat Narduzzi's tenure (since 2015).
- ✓ The Panthers rallied from a 31-24 deficit in the fourth quarter to defeat West Virginia, 38-31, in the 2022 season opener.

PITT SECOND-HALF COMEBACKS (SINCE 2002)

Date	Opponent	Deficit (Qtr.)	Result
9/14/02	@UAB	20-17 (3rd)	W, 26-20
10/26/02	Boston College	16-13 (4th)	W, 19-16 (OT)
11/2/02	@Virginia Tech	21-7 (3rd)	W, 28-21
11/9/02	Temple	19-14 (3rd)	W, 29-22
9/27/03	@Texas A&M	13-9 (3rd)	W, 37-26
11/1/03	@Boston College	13-10 (4th)	W, 24-13
11/8/03	Virginia Tech	28-24 (4th)	W, 31-28
9/25/04	Furman	31-14 (3rd)/38-24 (4th)	W, 41-38 (OT)
10/9/04	@Temple	16-6 (4th)	W, 27-22
11/13/04	@Notre Dame	35-31 (4th)	W, 41-38
11/25/04	West Virginia	10-6 (3rd)/13-9 (4th)	W, 16-13
10/20/07	Cincinnati	17-10 (3rd)	W, 24-17
12/1/07	@West Virginia	7-3 (3rd)	W, 13-9
9/20/08	Iowa	17-14 (4th)	W, 21-20
9/27/08	@Syracuse	24-13 (3rd)	W, 34-24
10/2/08	@USF	21-20 (4th)	W, 26-21
11/1/08	@Notre Dame	17-3 (3rd)/24-17 (4th)	W, 36-33 (4OT)
11/28/08	West Virginia	12-7 (3rd)/15-7 (4th)	W, 19-15
10/2/09	@Louisville	10-7 (3rd)	W, 35-10
10/10/09	Connecticut	21-6 (3rd)	W, 24-21
12/26/09	North Carolina*	17-16 (4th)	W, 19-17
11/9/13	Notre Dame	21-14 (3rd)	W, 28-21
11/23/13	@Syracuse	16-10 (3rd)	W, 17-16
12/26/13	Bowling Green#	20-17 (3rd)	W, 30-27
9/13/14	@FIU	16-14 (3rd)	W, 42-25
10/24/15	@Syracuse	17-13 (4th)	W, 23-20
10/8/16	Georgia Tech	34-27 (4th)	W, 37-34
11/12/16	@Clemson	42-34 (4th)	W, 43-42
10/21/17	@Duke	17-7 (3rd)/17-14 (4th)	W, 24-17
10/6/18	Syracuse	31-27 (3rd)/34-27 (4th)	W, 44-37 (OT)
10/27/18	Duke	28-17 (3rd)/42-35 (4th)	W, 54-45
11/2/18	@Virginia	10-7 (3rd)	W, 23-13
11/17/18	@Wake Forest	10-6 (3rd)	W, 34-13
9/21/19	UCF	31-21 (3rd)/34-28 (4th)	W, 35-34
9/28/19	Delaware	14-10 (4th)	W, 17-14
10/5/19	@Duke	30-26 (4th)	W, 33-30
12/26/19	vs. Eastern Michigan%	30-27 (4th)	W, 34-30
9/1/22	West Virginia	31-24 (4th)	W, 38-31

Entries in **bold** denote Pat Narduzzi-coached teams.

* Meineke Car Care Bowl (Charlotte, N.C.)

Little Caesars Pizza Bowl (Detroit, Mich.)

% Quick Lane Bowl (Detroit, Mich.)

PITT GAME NOTES AND ANECDOTES



ALL-TIME BOWL HISTORY:

- ✓ Pitt has played in 36 prior bowl games in its history, compiling a 14-22 record.
- ✓ Pitt's last bowl victory came in the 2019 Quick Lane Bowl, a 34-30 victory over Eastern Michigan at Detroit's Ford Field.
- ✓ The Panthers are making their fifth appearance in the Tony the Tiger Sun Bowl and have a 2-2 record in the game.

PITT ALL-TIME BOWL HISTORY

Date	Bowl	Opponent	Result
Jan. 2, 1928	Rose	Stanford	L, 6-7
Jan. 1, 1930	Rose	USC	L, 14-47
Jan. 2, 1933	Rose	USC	L, 0-35
Jan. 1, 1937	Rose	Washington	W, 21-0
Jan. 2, 1956	Sugar	Georgia Tech	L, 0-7
Dec. 29, 1956	Gator	Georgia Tech	L, 14-21
Dec. 21, 1973	Fiesta	Arizona State	L, 7-28
Dec. 26, 1975	Sun	Kansas	W, 33-19
Jan. 1, 1977	Sugar	Georgia	W, 27-3
Dec. 30, 1977	Gator	Clemson	W, 34-3
Dec. 23, 1978	Tangerine	NC State	L, 17-30
Dec. 25, 1979	Fiesta	Arizona	W, 16-10
Dec. 29, 1980	Gator	South Carolina	W, 37-9
Jan. 1, 1982	Sugar	Georgia	W, 24-20
Jan. 1, 1983	Cotton	SMU	L, 3-7
Jan. 2, 1984	Fiesta	Ohio State	L, 23-28
Dec. 31, 1987	Bluebonnet	Texas	L, 27-32
Dec. 30, 1989	Sun	Texas A&M	W, 31-28
Dec. 31, 1997	Liberty	Southern Miss	L, 7-41
Dec. 28, 2000	Insight	Iowa State	L, 29-37
Dec. 20, 2001	Tangerine	NC State	W, 34-19
Dec. 26, 2002	Insight	Oregon State	W, 38-13
Dec. 27, 2003	Continental Tire	Virginia	L, 16-23
Jan. 1, 2005	Fiesta Bowl	Utah	L, 7-35
Dec. 31, 2008	Sun	Oregon State	L, 0-3
Dec. 26, 2009	Meineke Car Care	North Carolina	W, 19-17
Jan. 8, 2011	BBVA Compass	Kentucky	W, 27-10
Jan. 7, 2012	BBVA Compass	SMU	L, 6-28
Jan. 5, 2013	BBVA Compass	Mississippi	L, 17-38
Dec. 26, 2013	Little Caesars	Bowling Green	W, 30-27
Jan. 2, 2015	Armed Forces	Houston	L, 34-35
Dec. 28, 2015	Military	Navy	L, 28-44
Dec. 28, 2016	Pinstripe	Northwestern	L, 24-31
Dec. 31, 2018	Sun	Stanford	L, 13-14
Dec. 26, 2019	Quick Lane	Eastern Michigan	W, 34-30
Dec. 30, 2021	Chick-fil-A Peach	Michigan State	L, 21-31

Pitt wins in **bold**

SUN BOWL REWIND: STANFORD 14 PITT 13

Dec. 31, 2018 • Sun Bowl Stadium • 40,680

Making its fourth all-time Sun Bowl appearance in El Paso, Texas, Pitt dominated nearly every statistical category but fell to Stanford, 14-13...the Panthers (7-7) outgained the Cardinal by a 344 to 208 margin yet couldn't muster enough points to capitalize on the defensive performance...Pitt didn't allow a Stanford first down until the second quarter...Alex Kessman's 29-yard field goal at 14:14 of the second period gave the Panthers a 3-0 lead...the Cardinal (9-4) responded with a 64-yard drive capped by Cameron Scarlett's one-yard TD run...with running back Qadree Ollison sidelined due to an early injury, Darrin Hall carried the load for the Panthers' rushing attack and finished with 123 yards on 16 carries (7.7 avg.)...Hall's six-yard scoring run with 2:32 left before intermission gave Pitt a 10-7 lead...Kessman increased the advantage to 13-7 with a 28-yard field goal in the third quarter...Stanford's decisive touchdown was a fortuitous one—Dewayne Hendrix forced a fumble from Cardinal QB K.J. Costello but the ball flew right into the hands of Scarlett in the end zone...the subsequent extra point put Stanford ahead for good with 11:28 to play...the Panthers' final serious threat ended with a missed 55-yard field goal with just over eight minutes to play...Pitt fell to 2-2 all-time against the Cardinal, including 0-2 in bowl games...the teams played for the first time since 1932.

STANFORD	0	7	0	7	14
PITT	0	10	3	0	13

First Quarter

No scoring

Second Quarter

PITT — Kessman 29-yard field goal 14:14
 STANFORD — Scarlett 1-yard run (Toner kick) 7:39
 PITT — Hall 6-yard run (Kessman kick) 2:32

Third Quarter

PITT — Kessman 28-yard field goal 8:13

Fourth Quarter

STANFORD — Scarlett 0-yard fumble recovery (Toner kick) 11:28

Team Stats	STANFORD	PITT
First Downs	12	18
Rushes-Yards	34-103	42-208
Comp-Att-Int	6-17-0	11-29-0
Passing Yards	105	136
Total Yards	208	344
Punt Returns-Yards	3-4	3-33
Kick Returns-Yards	1-17	0-0
Interceptions-Yards	0-0	0-0
Fumbles-Lost	2-0	1-0
Punts-Average	9-44.6	6-39.2
Penalties-Yards	6-41	6-39
Third Down Conv.	1-10	5-17
Fourth Down Conv.	0-0	1-2
Sacks By-Yards	2-17	3-26
Possession Time	26:21	33:39

Rushing

STANFORD — Scarlett 22-94, 2 TD; Maddox 4-23; Wilson 1-9; Team 2-(-4); Costello 5-(-19).

PITT — Hall 16-123, 1 TD; Davis 6-27; Pickett 12-25; Ollison 5-23; Ffrench 1-6; Carter 2-4.

Passing

STANFORD — Costello 6-17-0, 105 yards.

PITT — Pickett 11-29-0, 136 yards.

Receiving

STANFORD — Arcega-Whiteside 3-90; Wilson 2-6; Parkinson 1-9.

PITT — Ffrench 5-49; Mack 4-68; Araujo-Lopes 1-13; Hall 1-6.

PITT GAME NOTES AND ANECDOTES



TOP 25 VICTORIES:

- ✓ Under Pat Narduzzi, Pitt has defeated at least one Top 25 team in seven consecutive seasons.
- ✓ The Panthers' most recent victory over a nationally ranked foe occurred on Nov. 5, when they defeated No. 22 Syracuse, 19-9.

PITT WINS OVER TOP 25 TEAMS: 2016-22

Date	Opponent (AP/Coaches Rank)	Result
11/12/16	@Clemson (3/2)	W, 43-42
11/24/17	Miami (2/2)	W, 24-14
11/2/18	@Virginia (23/22)	W, 23-13
9/21/19	UCF (15/16)	W, 35-34
9/26/20	Louisville (24/RV)	W, 23-20
10/23/21	Clemson (RV/24)	W, 27-17
12/4/21	vs. Wake Forest* (18/18)	W, 45-21
11/5/22	Syracuse (22/22)	W, 19-9

* Subway ACC Championship Game (Charlotte, N.C.)

BIG ACC WINS:

- ✓ Pitt closed the regular season with an undefeated month of November (4-0), including lopsided road victories at Virginia (37-7) and Miami (42-16).

PITT LARGEST ACC VICTORY MARGINS

No.	Date	Opponent	Result	Margin
1.	11/19/16	Duke	W, 56-14	42 points
2.	11/21/20	Virginia Tech	W, 47-14	33 points
3.	10/2/21	@Georgia Tech	W, 52-21	31 points
4.	11/10/18	Virginia Tech	W, 52-22	30 points
	11/12/22	@Virginia	W, 37-7	30 points
6.	11/26/22	@Miami	W, 42-16	26 points
7.	11/6/21	@Duke	W, 54-29	25 points
8.	11/7/20	@Florida State	W, 41-17	24 points
	12/4/21	vs. Wake Forest*	W, 45-21	24 points
10.	11/22/14	Syracuse	W, 30-7	23 points

* Subway ACC Championship Game (Charlotte, N.C.)

NOVEMBER TO REMEMBER:

- ✓ Pitt completed an undefeated November for the second consecutive season.
- ✓ Entering the final month of the 2022 campaign with a 4-4 mark, the Panthers rolled to four consecutive victories to finish 8-4 and earn a Tony the Tiger Sun Bowl invitation.
- ✓ Pitt also went 4-0 in November 2021, capping a 10-2 regular season. The momentum continued into the 2021 ACC Championship Game, where the Panthers defeated Wake Forest, 45-21, to win 11 games for the first time since 1981.
- ✓ Over the past three seasons, Pitt is 11-1 in November, the lone loss coming at Clemson in 2020.
- ✓ During Pat Narduzzi's eight seasons as head coach (since 2015), the Panthers own a 22-9 November record (.710).

PITT'S "SUPER SENIORS":

- ✓ Pitt's 2022 roster has eight players designated as "super seniors."
- ✓ Due to the COVID-19 pandemic, the NCAA did not count the 2020 season against a student-athlete's eligibility clock, allowing these eight players to suit up for Pitt with an additional year of eligibility.
- ✓ Super seniors are listed as "SR+" on Pitt's roster.
- ✓ The group includes three graduate transfers in quarterback Derek Kyler (Dartmouth), guard Marcus Minor (Maryland) and linebacker Tylar Wiltz (Missouri State).
- ✓ The 2022 season is Minor's second at Pitt. He was an offensive line starter in 13 games last year.

PITT "SUPER SENIORS"

Name (Pitt Letters Earned)	Pos.
Deslin Alexandre****	DL
Myles Canton	LB
Owen Drexel**	OL
Gabe Houy****	OL
Derek Kyler	QB
Marcus Minor*	OL
Carter Warren***	OL
Tylar Wiltz	LB

133 YEARS OF PITT FOOTBALL:

- ✓ The 2022 campaign marks the 133rd football season at the University of Pittsburgh. The Panthers, who played their inaugural season in 1890, have a 757-551-42 all-time record (.576).
- ✓ The program's rich legacy includes 99 first team All-Americans, 55 consensus All-Americans, 24 College Football Hall of Famers, nine Pro Football Hall of Famers and nine national titles.

ALL-AMERICA TRADITION:

- ✓ The pantheon of all-time Pitt football greats grew larger this season as defensive tackle Calijah Kancey earned the historic distinction of Unanimous All-American.
- ✓ Kancey was named a first team All-American by each of the five NCAA-recognized selectors: American Football Coaches Association, Associated Press, Football Writers Association of America, Sporting News and Walter Camp Football Foundation.
- ✓ Kancey is Pitt's first Unanimous All-American since defensive tackle Aaron Donald in 2013. Pitt players have earned unanimous status 15 total times (13 players).
- ✓ Pitt now has 55 all-time consensus All-Americans to rank eighth among the 131 Football Bowl Subdivision (FBS) schools and first in the Atlantic Coast Conference.

ALL-TIME CONSENSUS ALL-AMERICANS

No.	School	Total
1.	Notre Dame	108
2.	Ohio State	92
3.	Michigan	87
4.	Alabama	84
	USC	84
6.	Oklahoma	82
7.	Texas	62
8.	PITT	55
9.	Nebraska	54
10.	Florida State	45

ACC POYS:

- ✓ In addition to All-America accolades, tackle Calijah Kancey was selected the ACC's Defensive Player of the Year.
- ✓ Kancey is the second Pitt player to win the ACC's top defensive honor. Tackle Aaron Donald was the Panthers' initial honoree in 2013.
- ✓ Six total Panthers have won an ACC Player or Rookie of the Year award during Pitt's 10 seasons in the conference.
- ✓ Last season, Pitt boasted the ACC's overall and offensive Player of the Year in quarterback Kenny Pickett, now of the Pittsburgh Steelers.

PITT ALL-TIME ACC PLAYER OF THE YEAR WINNERS

Year	Name (Pos.)	Award
2013	Aaron Donald (DT)	Defensive Player of the Year
2014	James Conner (RB)	Overall Player of the Year
2014	James Conner (RB)	Offensive Player of the Year
2015	Jordan Whitehead (S)	Co-Rookies of the Year
2015	Qadree Ollison (RB)	
2015	Qadree Ollison (RB)	Offensive Rookie of the Year
2015	Jordan Whitehead (S)	Defensive Rookie of the Year
2021	Kenny Pickett (QB)	Overall Player of the Year
2021	Kenny Pickett (QB)	Offensive Player of the Year
2022	Calijah Kancey (DT)	Defensive Player of the Year

OFFENSIVE NOTES

ISN'T IT GRAND:

- ✓ For only the fourth time in program history, Pitt produced a 1,000-yard rusher and 1,000-yard receiver in the same season.
- ✓ Running back Israel Abanikanda (1,431 rushing yards) and wide receiver Jared Wayne (1,012 receiving) are the latest Pitt duo to achieve the feat.
- ✓ Prior to this season, the Panthers' last 1,000-yard rusher and receiver combination was running back James Conner and wideout Tyler Boyd in 2014.

PITT ALL-TIME 1,000-YARD RUSHER/RECEIVER DUOS

Year	Name (Pos.)	Yards
2000	RB Kevan Barlow WR Antonio Bryant	1,167 rushing 1,457 receiving
2009	RB Dion Lewis WR Jon Baldwin	1,799 rushing 1,111 receiving
2014	RB James Conner WR Tyler Boyd	1,765 rushing 1,261 receiving
2022	RB Israel Abanikanda WR Jared Wayne	1,431 rushing 1,012 receiving

RARE AIR:

- ✓ Jared Wayne has a team-high 1,012 receiving yards on the year. That total ranks fourth in the ACC and 25th nationally.
- ✓ Wayne's yardage ranks 10th on Pitt's single-season list. He is one of only nine players at Pitt to achieve a 1,000-yard receiving season.

PITT RECEIVING YARDS IN A SEASON

No.	Name	Season	Yards
1.	Larry Fitzgerald	2003	1,672
2.	Jordan Addison	2021	1,593
3.	Antonio Bryant	2000	1,457
4.	Greg Lee	2004	1,297
5.	Tyler Boyd	2014	1,261
6.	Tyler Boyd	2013	1,174
7.	Jon Baldwin	2009	1,111
8.	Latef Grim	1999	1,106
9.	Dietrich Jells	1992	1,091
10.	Jared Wayne	2022	1,012
11.	Larry Fitzgerald	2002	1,005

WAYNE'S WORLD:

- ✓ Jared Wayne fueled Pitt's 42-16 win at Miami (Nov. 26) with a career performance, compiling 11 catches for 205 yards and three touchdowns. Wayne's receiving yardage was the most by a Pitt player since Larry Fitzgerald had 207 on eight receptions at Rutgers on Oct. 18, 2003.
- ✓ Only five Pitt players have reached 200 receiving yards in a game.

PITT 200-YARD RECEIVERS IN A GAME

Date	Player	Opponent	Rec.-Yds.-TD
10/15/94	Dietrich Jells	West Virginia	5-225-2
10/21/00	Antonio Bryant	Boston College	8-222-2
10/30/99	Antonio Bryant	Virginia Tech	13-215-1
11/4/00	Antonio Bryant	North Carolina	8-212-1
10/18/03	Larry Fitzgerald	@Rutgers	8-207-2
11/26/22	Jared Wayne	@Miami	11-205-3
11/20/21	Jordan Addison	Virginia	14-202-4
9/20/03	Larry Fitzgerald	@Toledo	12-201-1

NICK OF TIME:

- ✓ Nick Patti enters the Tony the Tiger Sun Bowl as Pitt's most experienced quarterback. Patti has played in 19 career games, making two starts.
- ✓ Patti has completed 59% of his passes (51 of 87) for 558 yards with four touchdowns and one interception during his career. He has also rushed for four scores.
- ✓ Patti has played in two games this season: Tennessee (Sept. 10) and Virginia (Nov. 12).
- ✓ Patti relieved the injured Kedon Slovis at the start of the third quarter against Tennessee. Making his first appearance of the season, Patti threw for 79 yards on 9-of-20 passing.
- ✓ Despite being hobbled with a leg injury himself, Patti's four-yard touchdown pass to Jared Wayne with 2:23 left in regulation tied the game at 27 and forced overtime.

PITT GAME NOTES AND ANECDOTES



- ✓ Patti was not available for the Sept. 17 game at Western Michigan due to his own injury sustained against Tennessee.
- ✓ His second appearance of the season came in the waning moments of the Panthers' 37-7 win at Virginia.

NATE'S IMPRESSIVE DEBUT:

- ✓ With Kedon Slovis and Nick Patti both out for health reasons, red-shirt freshman quarterback Nate Yarnell made his collegiate debut in a starting assignment at Western Michigan (Sept. 17).
- ✓ Yarnell helped direct the Panthers to a 34-13 road win, throwing for 179 yards and a touchdown on 9-of-12 passing (75%).
- ✓ Prior to Western Michigan, Yarnell had not played in a game since his junior year (2019) at Lake Travis High School in Texas.
- ✓ He missed his entire senior season (2020) due to injury. Yarnell enrolled at Pitt in January 2021 and did not play in any contests last year.

BUSY IZZY:

- ✓ Israel Abanikanda ranks among the most productive running backs in the country. In 11 games played this season (he missed the Nov. 5 Syracuse contest due to injury), Abanikanda has rushed for 1,431 yards and 20 touchdowns on 239 carries (6.0 avg.).

ISRAEL ABANIKANDA NCAA/ACC RANKINGS

Category	Value	NCAA	ACC
Rush TDs	20	1st	1st
Total TDs	21	1st	1st
Scoring/Game	11.6	1st	1st
Total Points	128	3rd	1st
All-Purpose/Game	164.09	2nd	1st
Rush Yards/Game	130.1	7th	1st
Total Rush Yards	1,431	9th	1st

SUPER SCORING:

- ✓ Israel Abanikanda's 128 total points rank fourth in Pitt's all-time season annals.
- ✓ Abanikanda's point total is the highest at Pitt since James Conner rambled for a school-record 156 over 13 games in 2014.

PITT SCORING IN A SEASON

No.	Name	Year	Rush/Rec. TD	Total TD	Points
1.	James Conner	2014	26/0	26	156
2.	Tony Dorsett	1976	22/1	23	140*
3.	Larry Fitzgerald	2003	0/22	22	132
4.	Israel Abanikanda	2022	20/1	21	128*
5.	LeSean McCoy	2008	21/0	21	126
6.	James Conner	2016	16/4	20	122*

* includes one 2-point conversion

PITT NCAA STAT CHAMPIONS:

- ✓ Israel Abanikanda is in contention for an NCAA statistical championship in multiple categories this season. Pitt boasts 11 all-time NCAA individual statistical titles.

PITT'S ALL-TIME NCAA STATISTICAL CHAMPIONS

Year	Name	Category	Avg.
1944	Paul Rickards	Passing*	997 yards
1965	Eric Crabtree	Kick Returns*	636 yards
1976	Tony Dorsett	Rushing Yards	177.1 avg.
1976	Tony Dorsett	All-Purpose Yards	183.7 avg.
1976	Tony Dorsett	Scoring	12.2 avg.
2000	Antonio Bryant	Receiving Yards	130.2 avg.
2003	Larry Fitzgerald	Receiving Yards	128.6 avg.
2006	Clint Session	Fumbles Forced	0.42 avg. (tied)
2007	Scott McKillop	Tackles	12.6 avg.
2013	Aaron Donald	Tackles for Loss	2.2 avg.
2019	Maurice Ffrench	Receptions	8.7 avg.

* NCAA Statistical Champion determined by total yards for that season

CHART CLIMBER:

- ✓ Israel Abanikanda has achieved one of the top-10 rushing seasons in Pitt history.

PITT RUSHING YARDS IN A SEASON

No.	Name	Season	Yards
1.	Tony Dorsett	1976	2,150
2.	Dion Lewis	2009	1,799
3.	Craig Heyward	1987	1,791
4.	James Conner	2014	1,765
5.	Tony Dorsett	1973	1,686
	Tony Dorsett	1975	1,686
7.	LeSean McCoy	2008	1,488
8.	Israel Abanikanda	2022	1,431
9.	Billy West	1994	1,358
10.	LeSean McCoy	2007	1,328

1,000-YARD SEASONS UNDER NARDUZZI:

- ✓ Israel Abanikanda is the Panthers' first 1,000-yard rusher since 2018, when Qadree Ollison (1,213) and Darrin Hall (1,144) both reached the milestone.
- ✓ Since taking over as head coach at Pitt for the 2015 season, Pat Narduzzi has had five 1,000-yard rushing efforts under his watch.

PITT 1,000-YARD RUSHERS UNDER PAT NARDUZZI

Year	Name	Att.	Yards	Avg.	TD
2015	Qadree Ollison	212	1,121	5.3	11
2016	James Conner	216	1,092	5.1	16
2018	Qadree Ollison	194	1,213	6.3	11
2018	Darrin Hall	153	1,144	7.5	10
2022	Israel Abanikanda	239	1,431	6.0	20

PITT GAME NOTES AND ANECDOTES



RUSH HOUR:

- ✓ Under Pat Narduzzi, Pitt has rushed for at least 200 yards on 32 occasions. Pitt is 26-6 in those contests (4-0 this year).
- ✓ During that span, the Panthers have eight games with at least 300 rushing yards and are 8-0 in those outings. Pitt is 2-0 when reaching the 400-yard rushing milestone under Narduzzi.

PITT 200-YARD RUSHING GAMES UNDER PAT NARDUZZI

Date	Opponent	Att.	Yds.	Avg.	Result
9/5/15	Youngstown State	43	325	7.6	W, 45-37
10/17/15	@Georgia Tech	43	200	4.7	W, 31-28
11/14/15	@Duke	58	268	4.6	W, 31-13
11/21/15	Louisville	45	244	5.4	W, 45-34
9/10/16	Penn State	56	341	6.1	W, 42-39
9/17/16	@Oklahoma State	54	290	5.4	L, 38-45
9/24/16	@North Carolina	55	281	5.1	L, 36-37
10/1/16	Marshall	41	252	6.1	W, 43-27
10/8/16	Georgia Tech	42	215	5.1	W, 37-34
10/15/16	@Virginia	49	209	4.3	W, 45-31
11/19/16	Duke	40	224	5.6	W, 56-14
11/26/16	Syracuse	40	393	9.8	W, 76-61
9/2/17	Youngstown State	53	208	3.9	W, 28-21 (OT)
10/21/17	@Duke	57	336	5.9	W, 24-17
11/9/17	North Carolina	45	267	5.9	L, 31-34
9/1/18	Albany	37	238	6.4	W, 33-7
9/8/18	Penn State	52	245	4.7	L, 6-51
9/22/18	@North Carolina	36	228	6.3	L, 35-38
10/6/18	Syracuse	47	265	5.6	W, 44-37 (OT)
10/27/18	Duke	52	484	9.3	W, 54-45
11/2/18	@Virginia	42	254	6.0	W, 23-13
11/10/18	Virginia Tech	36	492	13.7	W, 52-22
12/31/18	vs. Stanford*	42	208	4.9	L, 13-14
12/10/20	@Georgia Tech	54	317	5.9	W, 34-20
9/4/21	Massachusetts	41	223	5.4	W, 51-7
9/25/21	New Hampshire	49	252	5.1	W, 77-7
10/16/21	@Virginia Tech	44	208	4.7	W, 28-7
11/6/21	@Duke	42	220	5.2	W, 54-29
9/17/22	@W. Michigan	52	238	4.6	W, 34-13
9/24/22	Rhode Island	41	271	6.6	W, 45-24
10/8/22	Virginia Tech	43	326	7.6	W, 45-29
11/26/22	@Miami	35	248	7.1	W, 42-16

Entries in **bold** denote 2022 season

* Sun Bowl (El Paso, Texas)

100-YARD RUSHING GAMES:

- ✓ Israel Abanikanda's nine 100-yard rushing games this season are the most by a Pitt player since Dion Lewis had 10 in 2009.
- ✓ Under Pat Narduzzi, Pitt has produced 42 century rushing performances. Pitt is 28-10 under Narduzzi when it has at least one 100-yard rusher in a game.
- ✓ Pitt enters the postseason having had a 100-yard rusher in seven consecutive games.

100-YARD RUSHERS UNDER PAT NARDUZZI

Date	Player	Opponent	Att.-Yds.-TD
9/5/15	Qadree Ollison	Youngstown State	16-207-1
10/3/15	Qadree Ollison	@Virginia Tech	19-122-1
10/24/15	Qadree Ollison	@Syracuse	23-103-2
11/14/15	Qadree Ollison	@Duke	26-111-1
11/21/15	Qadree Ollison	Louisville	28-152-1
11/27/15	Darrin Hall	Miami	12-103-1
9/10/16	James Conner	Penn State	22-117-1
9/17/16	James Conner	@Oklahoma State	24-111-1
9/24/16	Quadree Henderson	@North Carolina	9-107-0
10/27/16	James Conner	Virginia Tech	19-141-3
11/12/16	James Conner	@Clemson	20-132-1
11/19/16	James Conner	Duke	14-101-2
11/26/16	James Conner	Syracuse	19-115-2
11/26/16	Quadree Henderson	Syracuse	5-103-1
10/21/17	Darrin Hall	@Duke	24-254-3
10/28/17	Darrin Hall	Virginia	25-111-1
11/9/17	Darrin Hall	North Carolina	23-121-4
9/8/18	Qadree Ollison	Penn State	21-119-1
10/6/18	Qadree Ollison	Syracuse	24-192-1
10/6/18	Darrin Hall	Syracuse	17-107-2
10/27/18	Qadree Ollison	Duke	18-149-1
10/27/18	V'Lique Carter	Duke	7-137-2
11/2/18	Darrin Hall	@Virginia	19-229-3
11/10/18	Qadree Ollison	Virginia Tech	16-235-3
11/10/18	Darrin Hall	Virginia Tech	7-186-1
12/31/18	Darrin Hall	vs. Stanford*	16-123-1
9/28/19	Todd Sibley Jr.	Delaware	22-106-0
10/18/19	A.J. Davis	@Syracuse	16-103-1
12/10/20	Vincent Davis	@Georgia Tech	25-247-1
9/25/21	Rodney Hammond Jr.	New Hampshire	17-100-3
10/16/21	Israel Abanikanda	@Virginia Tech	21-140-0
11/20/21	Vincent Davis	Virginia	12-100-0
9/10/22	Israel Abanikanda	Tennessee	25-154-1
9/17/22	Israel Abanikanda	@Western Michigan	31-133-1
9/24/22	Israel Abanikanda	Rhode Island	19-177-4
10/8/22	Israel Abanikanda	Virginia Tech	36-320-6
10/22/22	Israel Abanikanda	@Louisville	28-129-1
10/29/22	Israel Abanikanda	@North Carolina	26-127-3
11/5/22	Rodney Hammond Jr.	Syracuse	28-124-1
11/12/22	Israel Abanikanda	@Virginia	24-121-1
11/19/22	Israel Abanikanda	Duke	17-113-1
11/26/22	Israel Abanikanda	@Miami	15-111-2

Entries in **bold** denote 2022 season

* Sun Bowl (El Paso, Texas)

PITT GAME NOTES AND ANECDOTES



CENTURY RECEIVING GAMES:

- ✓ Under Pat Narduzzi, Pitt has produced a 100-yard receiver 34 times.
- ✓ Jared Wayne is Pitt's active leader with five 100-yard receiving efforts for his career, including three this season.

100-YARD RECEIVERS UNDER PAT NARDUZZI

Date	Player	Opponent	Rec.-Yds.-TD
9/12/15	Tyler Boyd	@Iowa	10-131-1
11/21/15	Tyler Boyd	Louisville	10-103-1
10/1/16	Jester Weah	Marshall	7-176-1
11/5/16	Jester Weah	@Miami	3-115-1
11/12/16	Scott Orndoff	@Clemson	9-128-2
9/30/17	Jester Weah	Rice	5-137-1
10/7/17	Rafael Araujo-Lopes	@Syracuse	7-100-0
10/14/17	Jester Weah	NC State	7-106-1
11/18/17	Jester Weah	@Virginia Tech	4-104-0
11/17/18	Taysir Mack	@Wake Forest	3-105-1
9/7/19	Maurice Ffrench	Ohio	10-138-1
9/14/19	Taysir Mack	@Penn State	12-125-0
9/28/19	Taysir Mack	Delaware	5-124-1
11/14/19	Shocky Jacques-Louis	North Carolina	4-104-1
11/30/19	Jared Wayne	Boston College	6-100-0
12/26/19	Maurice Ffrench	vs. Eastern Michigan*	12-165-1
10/3/20	DJ Turner	NC State	8-186-0
10/17/20	Jordan Addison	@Miami	8-147-0
11/7/20	Jordan Addison	@Florida State	11-127-0
11/21/20	DJ Turner	Virginia Tech	15-184-1
9/11/21	Taysir Mack	@Tennessee	4-100-0
9/18/21	Jordan Addison	Western Michigan	6-124-3
9/18/21	Jared Wayne	Western Michigan	5-100-0
9/25/21	Jordan Addison	New Hampshire	6-179-3
10/2/21	Taysir Mack	@Georgia Tech	5-121-1
10/2/21	Jordan Addison	@Georgia Tech	6-117-1
10/30/21	Jordan Addison	Miami	8-145-0
11/6/21	Jordan Addison	@Duke	7-171-1
11/20/21	Jordan Addison	Virginia	14-202-4
12/4/21	Jordan Addison	vs. Wake Forest**	8-126-0
12/30/21	Jordan Addison	vs. Michigan State#	7-114-0
10/29/22	Jared Wayne	@North Carolina	7-161-0
11/5/22	Jared Wayne	Syracuse	6-102-0
11/26/22	Jared Wayne	@Miami	11-205-3

Names in **bold** denote current players.

* Quick Lane Bowl (Detroit, Mich.)

** Subway ACC Championship Game (Charlotte, N.C.)

Chick-fil-A Peach Bowl (Atlanta, Ga.)

THROWING FOR 300:

- ✓ During Pat Narduzzi's tenure, Pitt quarterbacks have thrown for 300 yards on 20 occasions.
- ✓ The graduated Kenny Pickett (2017-21), now of the Pittsburgh Steelers, had 16 career games with more than 300 passing yards, the most in Pitt history. He had a Pitt single-season record eight in 2021.

300-YARD PASSING PERFORMANCES UNDER PAT NARDUZZI

No.	Date	Name	Opponent	C-A-I	Yards	TD
1.	10/30/21	Kenny Pickett	Miami	39-55-2	519	3
2.	11/6/21	Kenny Pickett	@Duke	28-43-0	416	3
3.	10/3/20	Kenny Pickett	NC State	22-39-0	411	1
4.	9/30/17	Max Browne	Rice	28-32-0	410	4
5.	11/21/20	Kenny Pickett	Virginia Tech	35-52-1	404	2
6.	9/25/21	Kenny Pickett	New Hampshire	24-28-0	403	5
7.	10/2/21	Kenny Pickett	@Georgia Tech	23-36-0	389	4
8.	9/18/21	Kenny Pickett	Western Michigan	23-31-1	382	6
9.	9/14/19	Kenny Pickett	@Penn State	35-51-0	372	0
10.	12/26/19	Kenny Pickett	vs. Eastern Michigan*	27-39-0	361	3
11.	11/14/19	Kenny Pickett	North Carolina	25-41-0	359	1
12.	11/11/21	Kenny Pickett	North Carolina	25-43-1	346	3
13.	11/20/21	Kenny Pickett	Virginia	26-41-2	340	4
14.	11/30/19	Kenny Pickett	Boston College	30-40-1	323	0
15.	9/7/19	Kenny Pickett	Ohio	26-37-0	321	1
16.	11/17/18	Kenny Pickett	@Wake Forest	23-30-0	316	3
17.	11/12/16	Nathan Peterman	@Clemson	22-37-0	308	5
	9/1/22	Kedon Slovis	West Virginia	16-24-0	308	1
19.	10/1/22	Kedon Slovis	Georgia Tech	26-45-1	305	3
20.	10/23/21	Kenny Pickett	Clemson	25-39-0	302	2

*Quick Lane Bowl (Detroit, Mich.)

HIGHLY OFFENSIVE:

- ✓ Pat Narduzzi's tenure has witnessed five of the top seven most prolific offensive performances in school history.

ALL-TIME PITT TOP TOTAL OFFENSE GAMES

No.	Date	Opponent	Rush	Pass	Total	Result
1.	9/25/21	New Hampshire	252	455	707	W, 77-7
2.	11/10/18	Virginia Tech	492	162	654	W, 52-22
3.	9/9/95	Eastern Michigan	315	333	648	W, 66-30
4.	10/25/97	@Rutgers	175	470	645	W, 55-48 (20T)
5.	11/26/16	Syracuse	393	251	644	W, 76-61
6.	11/7/21	@Duke	220	416	636	W, 54-29
7.	10/27/18	Duke	484	150	634	W, 54-45
8.	9/22/12	Gardner-Webb	229	397	626	W, 55-10
9.	10/15/88	Temple	279	336	615	W, 42-7
10.	10/18/75	@Army	530	80	610	W, 52-20

Entries in **bold** denote Pat Narduzzi-coached teams.

PITT GAME NOTES AND ANECDOTES



VETERAN OFFENSIVE FRONT:

- ✓ Pitt boasts a combined 211 starts among its offensive linemen.
- ✓ Guard Marcus Minor leads Pitt's offensive front with 42 career starts.

PITT OFFENSIVE LINEMEN WITH STARTING EXPERIENCE

Name (Pos.)	2022 GP/GS	Career GP/GS
Marcus Minor* (OG)	12/12	51/42*
Gabe Houy (OT)	8/5	48/32
Carter Warren (OT)	4/4	40/39
Jake Kradel (OG/OC)	12/12	42/37
Matt Goncalves (OT)	12/12	34/20
Blake Zubovic (OG)	12/8	32/14
Branson Taylor (OT)	12/3	27/3
Owen Drexel (C)	5/5	26/18
Ryan Jacoby (OG)	12/5	15/6

* Minor played in 26 games with 17 starts at Maryland from 2017-20

TD PASSES BY NON-QBS:

- ✓ In Pitt's 41-34 victory at Tennessee last season (Sept. 11, 2021), wide receiver Jared Wayne threw a 16-yard touchdown to tight end Lucas Krull. The score gave Pitt a 14-13 lead in the second quarter, erasing a 10-0 deficit.
- ✓ It was the Panthers' first touchdown pass thrown by a non-quarterback since Sept. 21, 2019, when receiver Aaron Mathews threw three yards to quarterback Kenny Pickett for the winning score in a 35-34 victory over UCF. That play has been immortalized as the "Pitt Special."
- ✓ Since 1969, a non-quarterback has thrown a touchdown pass on 17 occasions for the Panthers.

TD PASSES THROWN BY NON-QUARTERBACKS: 1969-PRESENT

Date	Opponent	Passer (Pos.)	Receiver (Yards)
9/24/77	@Temple	Elliott Walker (RB)	Willie Taylor (14)
10/8/77	@Florida	Jo Jo Heath (RB)	Willie Taylor (34)
10/18/80	West Virginia	Dwight Collins (WR)	Willie Collier (50)
9/27/86	West Virginia	Bill Osborn (WR)	Vernon Kirk (39)
9/2/87	@BYU	Craig Heyward (RB)	Bill Osborn (17)
11/24/90	@Penn State	Darnell Dickerson* (WR)	Olanda Truitt (63)
10/7/99	Syracuse	Kevan Barlow (RB)	Latef Grim (13)
11/24/01	@West Virginia	Marcus Furman (RB)	Kris Wilson (13)
11/1/03	@Boston College	Jawan Walker (RB)	Larry Fitzgerald (35)
9/23/06	The Citadel	Darrell Strong (TE)	LaRod Stephens-Howling (30)
11/25/06	Louisville	Derek Kinder (WR)	Oderick Turner (21)
10/27/07	@Louisville	Darrell Strong (TE)	LeSean McCoy (27)
9/17/11	@Iowa	Ronald Jones (WR)	Cameron Saddler (30)
10/26/11	Connecticut	Ronald Jones (WR)	Devin Street (14)
11/18/17	@Virginia Tech	Ryan Winslow (P)	Nathan Bossory (15)
9/21/19	UCF	Aaron Mathews (WR)	Kenny Pickett (3)
9/11/21	@Tennessee	Jared Wayne (WR)	Lucas Krull (16)

* Dickerson, a QB during the 1987-89 seasons, played receiver in 1990.

TIME MANAGEMENT:

- ✓ Pitt is averaging 32:55 in time of possession per contest this season, its highest average in eight years.
- ✓ The Panthers currently lead the ACC and rank 11th nationally in time of possession.
- ✓ Pitt last averaged a higher time of possession in 2014. The Panthers averaged 33:49 that season to rank fifth nationally and second in the ACC.
- ✓ During the 2021 season, Pitt averaged 31:13 in possession time to rank 27th nationally and second in the ACC.

DEFENSIVE NOTES

OFFENSIVE DEFENSE:

- ✓ Pitt ranks second nationally and first in the ACC with five defensive touchdowns this season. The Panthers trail only Western Kentucky's national-best six defensive scores.
- ✓ Pitt's five defensive TDs tie the school record set in 1986 (and matched in 2021). During Pitt's 2021 ACC championship campaign, the defense's five TDs (four via interceptions and one fumble return) led the ACC and ranked fourth nationally.
- ✓ Pitt paces the nation in defensive touchdowns (10) and pick sixes (eight) over the past two seasons.
- ✓ Pitt has scored 21 defensive touchdowns under Pat Narduzzi since the 2015 season. Pitt is 15-5 under Narduzzi when scoring a defensive TD.
- ✓ Pitt has scored 45 defensive TDs since the 2000 season. The Panthers are 37-5 when scoring at least one defensive TD in a game since 2000.

PITT DEFENSIVE TOUCHDOWNS UNDER PAT NARDUZZI

Date	Opponent	Player	Score
11/7/15	Notre Dame	Ejuan Price	32-yard fumble return
11/21/15	Louisville	Avonte Maddox	30-yard interception return
12/28/15	vs. Navy*	Jordan Whitehead	22-yard fumble return
9/17/16	@Okla. State	Matt Galambos	2-yard fumble return
10/1/16	Marshall	Avonte Maddox	33-yard interception return
10/15/16	@Virginia	Jordan Whitehead	59-yard interception return
11/26/16	Syracuse	Dane Jackson	20-yard interception return
9/16/17	Okla. State	Jason Pinnock	Fumble recovery in end zone
10/6/18	Syracuse	Dane Jackson	35-yard fumble return
10/5/19	@Duke	Paris Ford	26-yard interception return
11/7/20	@Florida State	Brandon Hill	50-yard interception return
9/25/21	New Hampshire	Damarri Mathis	35-yard interception return
10/2/21	@Georgia Tech	John Petrishen	33-yard interception return
10/23/21	Clemson	SirVocea Dennis	50-yard interception return
12/4/21	vs. Wake Forest**	Erick Hallett II	19-yard interception return
12/30/21	vs. Michigan St.#	Cam Bright	26-yard fumble return
9/1/22	West Virginia	M.J. Devonshire	56-yard interception return
9/17/22	@W. Michigan	Marquis Williams	22-yard interception return
11/12/22	@Virginia	M.J. Devonshire	29-yard interception return
11/12/22	@Virginia	Marquis Williams	39-yard interception return
11/19/22	Duke	Brandon Hill	30-yard fumble return

Names in **bold** denote 2022 season

* Military Bowl (Annapolis, Md.)

** Subway ACC Championship Game (Charlotte, N.C.)

Chick-fil-A Peach Bowl (Atlanta, Ga.)

NOSE FOR THE END ZONE:

- ✓ Cornerbacks M.J. Devonshire and Marquis Williams lead the Panthers with two defensive touchdowns each this season. All four of their combined scores came on pick sixes.
- ✓ Devonshire and Williams are the first Pitt players with multiple pick sixes in a season since Darrelle Revis also had two in 2006.
- ✓ Safety Brandon Hill was responsible for Pitt's most recent defensive touchdown, a 30-yard fumble return that proved to be the difference in a 28-26 decision over Duke (Nov. 19).
- ✓ In its 37-7 win at Virginia (Nov. 12), Pitt returned interceptions for touchdowns on the first two plays from scrimmage.
- ✓ M.J. Devonshire's interception of Brennan Armstrong and 29-yard return gave the Panthers a 7-0 lead just five seconds in. Following a touchback, Marquis Williams picked off Armstrong, returning it for a 39-yard score and 14-0 lead at the 14:44 mark.
- ✓ Pitt had two pick sixes in a game for the first time since Sept. 2, 2006. Coincidentally, that game was also against Virginia. Revis (19 yards) and Clint Session (78 yards) both had INTs for TDs in the 38-13 win.
- ✓ The Panthers' most dramatic defensive score this season occurred in their pulsating 38-31 win over West Virginia in the Sept. 1 opener. Two plays after Pitt tied the score at 31, Devonshire picked off a tipped pass, returning it 56 yards for the game-winning touchdown with 2:58 left.

SACK MASTERS:

- ✓ Pitt leads the country in quarterback sacks with an average of 3.75 per contest. The Panthers have compiled 45 total sacks through 12 games.
- ✓ The Panthers annually boast one of college football's most potent pass rushes, finishing in the top two nationally in sacks per game each of the past three seasons.
- ✓ Pitt's 196 sacks from 2019-22 lead the nation. The Panthers have 23 more sacks than the next team (Clemson with 173) during that span.

PITT TEAM SACKS RANKINGS: 2019-PRESENT

Year	Sacks/Game	NCAA Rank	ACC Rank
2019	3.92	T-1st	1st
2020	4.18	2nd	1st
2021	3.86	2nd	1st
2022	3.75	1st	1st

MOST COMBINED SACKS: 2019-PRESENT

No.	Team	Conf.	Total Sacks
1.	PITT	ACC	196
2.	Clemson	ACC	173
3.	Alabama	SEC	160

BRINGING HEAT:

- ✓ Under the direction of Pat Narduzzi (since 2015), Pitt has collected at least five sacks in a game 26 times. Pitt is 25-1 in those contests (3-0 this year).
- ✓ The Panthers compiled a season-high eight sacks in their 37-7 win at Virginia (Nov. 12).
- ✓ Pitt has two games with six sacks this season: a 19-9 victory over Syracuse (Nov. 5) and the 42-16 win at Miami (Nov. 26).

PITT GAMES WITH AT LEAST FIVE SACKS 2015-PRESENT

Date	Opponent	Sacks	Yards Lost	Result
9/5/15	Youngstown State	6	38	W, 45-37
10/3/15	@Virginia Tech	7	57	W, 17-13
11/21/15	Louisville	7	58	W, 45-34
9/3/16	Villanova	6	58	W, 28-7
11/19/16	Duke	5	20	W, 56-14
9/1/18	Albany	5	33	W, 33-7
11/2/18	@Virginia	5	46	W, 23-13
9/7/19	Ohio	6	47	W, 20-10
9/21/19	UCF	6	35	W, 35-34
9/28/19	Delaware	6	30	W, 17-14
10/18/19	@Syracuse	9	60	W, 27-20
11/14/19	North Carolina	5	29	W, 34-27 (OT)
9/19/20	Syracuse	7	40	W, 21-10
9/26/20	Louisville	7	28	W, 23-20
10/10/20	@Boston College	6	62	L, 30-31 (OT)
11/7/20	@Florida State	7	50	W, 41-17
9/4/21	Massachusetts	5	34	W, 51-7
9/11/21	@Tennessee	5	34	W, 41-34
11/6/21	@Duke	6	47	W, 54-29
11/11/21	North Carolina	5	30	W, 30-23 (OT)
11/20/21	Virginia	5	31	W, 48-38
11/27/21	@Syracuse	5	39	W, 31-14
12/4/21	vs. Wake Forest*	5	35	W, 45-21
11/5/22	Syracuse	6	27	W, 19-9
11/12/22	@Virginia	8	69	W, 37-7
11/26/22	@Miami	6	44	W, 42-16

* Subway ACC Championship Game (Charlotte, N.C.)

PITT GAME NOTES AND ANECDOTES



BLUE & GOLD RUSH:

- ✓ Pitt's 45 sacks rank 13th on the school single-season team sacks list.
- ✓ Under Pat Narduzzi, Pitt has achieved three of the top-10 highest single-season sack totals in school history. The 2022 Panthers need one sack to crack the top 10.
- ✓ Pitt's heralded 1980 squad—which featured legendary defensive ends Hugh Green and Rickey Jackson—set a school record with an amazing 74 sacks in 12 games. Green (17) and Jackson (12) combined for 29 sacks themselves.

PITT MOST TEAM SACKS IN A SEASON

No.	Year	Games	Sacks	Sacks/Game
1.	1980	12	74	6.17
2.	1981	12	54.5	4.54
3.	2021	14	54	3.86
	1987	12	54	4.50
5.	1985	11	52	4.73
	1982	12	52	4.33
7.	2019	13	51	3.92
8.	1986	11	50	4.55
9.	2009	13	47	3.62
10.	2020	11	46	4.18
	1983	12	46	3.83
	1977	12	46	3.83
13.	2022	12	45	3.75

Entries in **bold** denote Pat Narduzzi-coached teams.

TALKIN' TFLs:

- ✓ The Panthers rank 21st nationally and fourth in the ACC with an average of 6.8 tackles for loss per game.
- ✓ Pitt has 82 total TFLs this season. The Panthers compiled a season-high 11 TFLs against Georgia Tech (Oct. 1) and Miami (Nov. 26).
- ✓ Pitt has finished among the top 10 nationally in team tackles for loss each of the past three seasons (2019-21).
- ✓ The Panthers' combined 408 tackles for loss from 2019-22 rank second nationally, trailing only Clemson's 424.

PITT TEAM TFL RANKINGS: 2019-PRESENT

Year	TFL/Game	NCAA Rank	ACC Rank
2019	7.9	9th	3rd
2020	10.1	2nd	1st
2021	8.0	5th	1st
2022	6.8	21st	4th

MONEY DOWNS:

- ✓ Pitt ranks 17th nationally and second in the ACC in third down defense, limiting opponents to a 31.2% conversion rate (53 of 170).
- ✓ During its 2021 ACC championship season, the Panthers limited foes to a 33.5% conversion rate (68 of 203). That percentage ranked second in the ACC and 15th nationally.

TOTAL "D" PERFORMANCES:

- ✓ Pitt ranks 17th nationally and second in the ACC in total defense, yielding 319.7 yards per contest.
- ✓ During Pat Narduzzi's tenure, Pitt has held an opponent under 250 yards 20 times. Pitt is 18-2 in those contests, including a 10-1 mark against ACC foes.
- ✓ The Panthers are 11-0 under Narduzzi when holding an opponent under 200 total yards (3-0 this season).

PITT TOP TOTAL DEFENSE GAMES UNDER PAT NARDUZZI

No.	Date	Opponent	Rush	Pass	Total	Result
1.	10/3/15	@Virginia Tech	9	91	100	W, 17-13
2.	9/12/15	@Akron	42	63	105	W, 24-7
3.	9/12/20	Austin Peay	1	136	137	W, 55-0
4.	11/12/22	@Virginia	-8	152	144	W, 37-7
5.	11/5/22	Syracuse	25	120	145	W, 19-9
6.	9/25/21	New Hampshire	100	60	160	W, 77-7
7.	9/28/19	Delaware	43	127	170	W, 17-14
8.	9/19/20	Syracuse	51	120	171	W, 21-10
9.	9/3/16	Villanova	53	119	172	W, 28-7
10.	9/17/22	@W. Michigan	50	130	180	W, 34-13
11.	11/2/19	@Georgia Tech	86	108	194	W, 20-10
12.	12/31/18	vs. Stanford*	103	105	208	L, 13-14
	10/26/19	Miami	54	154	208	L, 12-16
14.	9/4/21	Massachusetts	42	167	209	W, 51-7
15.	9/7/19	Ohio	35	177	212	W, 20-10
16.	9/26/20	Louisville	116	107	223	W, 23-20
17.	10/16/21	@Virginia Tech	90	134	224	W, 28-7
18.	11/24/17	Miami	45	187	232	W, 24-14
19.	11/27/21	@Syracuse	25	217	242	W, 31-14
20.	11/2/18	@Virginia	44	205	249	W, 23-13

Entries in **bold** denote 2022 season

* Sun Bowl (El Paso, Texas)

GROUND DEFENSE:

- ✓ Pitt ranks seventh nationally and first in the ACC against the run, yielding just 95.5 yards per contest.
- ✓ The Panthers have ranked among the country's top 12 rushing defenses in each of the past three seasons (2019-21). Only three other schools can make that claim: Georgia, Wisconsin and San Diego State.
- ✓ The Panthers also boasted the ACC's stingiest defense against the run each season over that span.

PITT RUSH DEFENSE RANKINGS: 2019-PRESENT

Year	Rush Yards/Game	NCAA Rank	ACC Rank
2019	108.5	12th	1st
2020	93.5	3rd	1st
2021	89.3	6th	1st
2022	95.5	7th	1st

DUZZ'S STINGY RUSH "D":

- ✓ In their 37-7 win at Virginia (Nov. 12), the Panthers held the Cavaliers to minus-8 rushing yards, the lowest defensive ground total of the Pat Narduzzi era. It was the lowest overall since Oct. 27, 2001, when Pitt held Temple to minus-36 rushing yards.
- ✓ Pitt is 33-10 under Pat Narduzzi when it holds an opponent under 100 rushing yards (5-2 this year).

LOWEST PITT OPPONENT RUSHING UNDER PAT NARDUZZI

No.	Date	Opponent	Att.	Yds.	Avg.	Result
1.	11/12/22	@Virginia	24-(-8)	(-0.33)		W, 37-7
2.	11/21/15	Louisville	24-(-1)	(-0.04)		W, 45-34
3.	9/12/20	Austin Peay	22-1	(0.05)		W, 55-0
4.	10/3/15	@Virginia Tech	33-9	0.27		W, 17-13
5.	9/24/16	@North Carolina	22-18	0.82		L, 36-37
6.	11/19/16	Duke	22-25	1.14		W, 56-14
	11/27/21	@Syracuse	30-25	0.83		W, 31-14
	11/5/22	Syracuse	25-25	1.00		W, 19-9
9.	11/20/21	Virginia	24-27	1.13		W, 48-38
10.	10/10/20	@Boston College	41-30	0.73		L, 30-31 (OT)
11.	9/7/19	Ohio	29-35	1.21		W, 20-10
12.	9/12/15	@Akron	24-42	1.75		W, 24-7
	9/4/21	Massachusetts	27-42	1.56		W, 51-7
14.	9/28/19	Delaware	31-43	1.39		W, 17-14
15.	11/2/18	@Virginia	26-44	1.69		W, 23-13
16.	11/24/17	Miami	23-45	1.96		W, 24-14
17.	11/12/16	@Clemson	25-50	2.00		W, 43-42
	9/17/22	@W. Michigan	29-50	1.72		W, 34-13
19.	10/18/19	@Syracuse	34-51	1.50		W, 27-20
	9/19/20	Syracuse	34-51	1.50		W, 21-10
21.	9/3/16	Villanova	33-53	1.61		W, 28-7
22.	10/26/19	Miami	27-54	2.00		L, 12-16
23.	9/30/17	Rice	23-55	2.39		W, 42-10
24.	12/30/21	vs. Michigan State*	36-56	1.55		L, 31-21
25.	9/1/18	Albany	28-60	2.14		W, 33-7
26.	10/3/20	NC State	30-62	2.07		L, 29-30
27.	9/24/22	Rhode Island	22-63	2.86		W, 45-24
	11/19/22	Duke	27-63	2.33		W, 28-26
29.	10/30/21	Miami	29-64	2.21		L, 34-38
30.	10/2/21	@Georgia Tech	31-73	2.35		W, 52-21
31.	9/10/16	Penn State	31-74	2.39		W, 42-39
32.	10/21/17	@Duke	26-76	2.92		W, 24-17
33.	10/13/18	@Notre Dame	38-80	2.11		L, 14-19
34.	12/4/21	vs. Wake Forest**	39-82	2.10		W, 45-21
35.	9/21/19	UCF	34-85	2.50		W, 35-34
36.	10/15/16	@Virginia	26-86	3.31		W, 45-31
	11/2/19	@Georgia Tech	29-86	2.97		W, 20-10
	10/29/22	@North Carolina	30-86	2.86		L, 24-42
39.	11/11/21	North Carolina	38-88	2.32		W, 30-23 (OT)
40.	10/16/21	@Virginia Tech	28-90	3.21		W, 28-7
41.	9/10/22	Tennessee	35-91	2.60		L, 27-34 (OT)
42.	11/9/17	North Carolina	32-96	3.00		L, 31-34
43.	12/10/20	@Georgia Tech	29-98	3.37		W, 34-20

Entries in **bold** denote 2022 season

*Chick-fil-A Peach Bowl (Atlanta, Ga.)

**Subway ACC Championship Game (Charlotte, N.C.)

SPECIAL TEAMS NOTES

BETTER CALL SAULS:

- ✓ Through 12 contests, placekicker Ben Sauls ranks second for Pitt in scoring with 90 points.
- ✓ Sauls has converted 15-of-19 field goals (79%) and each of his 45 extra-point tries on the year.
- ✓ Sauls has made 10 of his last 11 field goal tries, the lone miss from 54 yards.
- ✓ In Pitt's 37-7 win at Virginia (Nov. 12), he tallied a career-high 13 points, converting 3-of-4 field goals and each of his four extra-point attempts.
- ✓ Sauls has two double-digit scoring games this season. His first was a 10-point effort in the Panthers' 34-13 win at Western Michigan (Sept. 17), where he converted 2-of-3 field goals and each of his four extra-point kicks.

BIG FOOT:

- ✓ In Pitt's 28-26 win over Duke (Nov. 19), Ben Sauls converted a 51-yard field goal, the Panthers' longest since Nov. 21, 2020, when Alex Kessman made kicks of 52 and 53 yards against Virginia Tech.
- ✓ There are only 25 field goals of 50 yards or more on record at Pitt.

ALL-TIME LONGEST PITT FIELD GOALS

No.	Date	Name	Opponent	Distance
1.	10/10/20	Alex Kessman	@Boston College	58
2.	10/7/17	Alex Kessman	@Syracuse	56
	10/17/15	Chris Blewitt	@Georgia Tech	56
4.	10/6/18	Alex Kessman	Syracuse	55
	9/23/17	Alex Kessman	@Georgia Tech	55
6.	10/26/19	Alex Kessman	Miami	54
	10/27/18	Alex Kessman	Duke	54
	10/6/18	Alex Kessman	Syracuse	54
	9/3/94	David Merrick	Texas	54
10.	11/21/20	Alex Kessman	Virginia Tech	53
	11/2/18	Alex Kessman	@Virginia	53
12.	11/21/20	Alex Kessman	Virginia Tech	52
	1/2/15	Chris Blewitt	vs. Houston	52*
	11/5/11	Kevin Harper	Cincinnati	52
	9/29/84	Mark Brasco	West Virginia	52
	11/16/74	Carson Long	@Notre Dame	52
	11/11/61	Fred Cox	Notre Dame	52
18.	11/19/22	Ben Sauls	Duke	51
	11/7/20	Alex Kessman	@Florida State	51
	12/26/19	Alex Kessman	vs. Eastern Michigan	51**
	11/14/15	Chris Blewitt	@Duke	51
	11/11/78	David Trout	West Virginia	51
23.	9/24/16	Chris Blewitt	@North Carolina	50
	9/25/76	Carson Long	Temple	50
	11/24/73	Carson Long	@Penn State	50

* Lockheed Martin Armed Forces Bowl (Fort Worth, Texas)

** Quick Lane Bowl (Detroit, Mich.)

PITT GAME NOTES AND ANECDOTES



PILING UP POINTS:

- ✓ In his initial season as Pitt's starting placekicker, Ben Sauls has totaled 90 points.
- ✓ He is averaging 7.5 points per contest. That average ranks fifth among ACC placekickers.

PITT KICK SCORING IN A SEASON

No.	Name (Year)	PAT	FG	Pts.
1.	Sam Scarton (2021)	69	17	120
2.	Dan Hutchins (2009)	46	23	115
3.	Kevin Harper (2012)	40	20	100
	Alex Kessman (2020)	31	23	100
5.	Carson Long (1976)	45	18	99
6.	Conor Lee (2008)	38	20	98
	Chris Blewitt (2014)	50	16	98
8.	Chris Blewitt (2016)	66	10	96
9.	Kevin Harper (2011)	32	21	95
	Alex Kessman (2019)	29	22	95
11.	Dan Hutchins (2010)	40	18	94
12.	Ben Sauls (2022)	45	15	90

LEGENDARY COMPANY:

- ✓ M.J. Devonshire opened the scoring against Rhode Island (Sept. 24) with an 82-yard punt return touchdown. It was Pitt's first punt return TD (non-block) since Rafael Araujo-Lopes' 86-yarder at UCF on Sept. 29, 2018.
- ✓ Devonshire now has three return touchdowns this season, including two pick sixes.
- ✓ He had a game-winning 56-yard pick six in the Panthers' 38-31 victory over West Virginia (Sept. 1) and most recently had a 29-yard interception return TD in the 37-7 win at Virginia (Nov. 12).
- ✓ Devonshire is the first Pitt player to score TDs via both punt and INT returns in the same season since Darrelle Revis in 2006.
- ✓ Revis had two interception return touchdowns and one punt return TD in 2006.

HARDLY AVERAGE:

- ✓ M.J. Devonshire is averaging 9.9 yards per punt return (23 returns for 227 yards).
- ✓ Devonshire ranks first in the ACC and 15th nationally in punt return average (NCAA minimum 1.2 returns per game).
- ✓ He is tied for the ACC lead with one punt return touchdown (sixth nationally).

RETURN GAME TOUCHDOWNS:

- ✓ Since the 2000 season, Pitt has 28 kick returns for touchdowns (14 on kickoffs and 14 on punts). Sixteen of those TDs have occurred during Pat Narduzzi's tenure.

PITT KICKOFF RETURN TDs SINCE 2000

Date	Opponent	Player	Yards
9/23/00	Rutgers	Torrie Cox	86
9/18/04	Nebraska	Marcus Furman	96
9/9/05	@Ohio	LaRod Stephens-Howling	95
11/3/05	@Louisville	Terrell Allen	97
10/13/06	@UCF	Lowell Robinson	97
10/15/11	Utah	Buddy Jackson	98
9/5/15	YSU	Avonte Maddox	89
12/28/15	vs. Navy*	Quadree Henderson	100
9/3/16	Villanova	Quadree Henderson	96
10/15/16	@Virginia	Quadree Henderson	93
11/5/16	@Miami	Quadree Henderson	100
9/1/18	Albany	Maurice Ffrench	91
10/13/18	@Notre Dame	Maurice Ffrench	99
11/20/21	Virginia	Israel Abanikanda	98

* Military Bowl (Annapolis, Md.)

PITT PUNT RETURN TDs SINCE 2000

Date	Opponent	Player	Yards
12/26/02	Oregon State*	Shawn Robinson	66
10/8/05	Cincinnati	Darrelle Revis	79
11/16/06	West Virginia	Darrelle Revis	73
10/15/11	Utah+	Antwuan Reed	10 (BLK)
10/13/12	Louisville\$	Todd Thomas	41 (BLK)
12/26/13	Bowling Green#	Tyler Boyd	54
9/19/15	@Iowa%	Pat Amara Jr.	28 (BLK)
11/19/16	Duke	Quadree Henderson	65
9/23/17	@Georgia Tech	Quadree Henderson	80
10/28/17	Virginia	Quadree Henderson	75
9/29/18	@UCF	Rafael Araujo-Lopes	86
9/21/19	UCF^	Wendell Davis	18 (BLK)
9/12/20	Austin Peay**	Todd Sibley Jr.	11 (BLK)
9/24/22	Rhode Island	M.J. Devonshire	82

Names in **bold** denote current players.

* Insight Bowl (Phoenix, Ariz.)

+ Antwuan Reed returned blocked punt by Andrew Taglianetti for TD

\$ Todd Thomas recovered his own blocked punt in end zone

Little Caesars Pizza Bowl (Detroit, Mich.)

% Pat Amara Jr. returned blocked punt by Ryan Lewis for TD

^ Wendell Davis returned blocked punt by Aaron Mathews for TD

** Todd Sibley Jr. returned his own blocked punt for TD

BLOCK PARTY:

- ✓ Pitt ranks 19th nationally and third in the ACC with three blocked kicks overall this season (two punts and one PAT).
- ✓ The Panthers are 13th nationally and tied for the ACC lead with two blocked punts.
- ✓ Pitt blocked two kicks in its 45-29 win over Virginia Tech (Oct. 8): an extra point by Deandre Jules and a punt by Habakkuk Baldonado.
- ✓ It was the first time Pitt blocked two kicks in a game since Nov. 22, 2008 (at Cincinnati).
- ✓ Under Pat Narduzzi, the Panthers have blocked 18 kicks since the 2015 season.

PITT'S BLOCKED KICKS UNDER PAT NARDUZZI

Date	Opponent	Player	Type
9/19/15	@Iowa	Ryan Lewis	Punt*
10/10/15	Virginia	Ejuan Price	PAT
10/17/15	@Georgia Tech	Shakir Soto	Field Goal
10/29/15	North Carolina	Quintin Wirginis	Punt
12/28/15	vs. Navy	Avonte Maddox	PAT**
9/17/16	@Oklahoma State	George Aston	Punt
11/26/16	Syracuse	Ejuan Price	PAT
12/28/16	vs. Northwestern	Chawntez Moss	Punt***
9/2/17	Youngstown State	James Folston Jr.	Punt
10/21/17	@Duke	Alex Bookser	Field Goal
9/21/19	UCF	Aaron Mathews	Punt^
9/28/19	Delaware	Wendell Davis	Punt
9/12/20	Austin Peay	Todd Sibley Jr.	Punt^^
11/28/20	@Clemson	John Petrishen	Punt
10/2/21	@Georgia Tech	SirVocea Dennis	Field Goal
9/10/22	Tennessee	Phillip O'Brien Jr.	Punt
10/8/22	Virginia Tech	Deandre Jules	PAT
10/8/22	Virginia Tech	Habakkuk Baldonado	Punt

Entries in **bold** denote 2022 season

* returned 28 yards for a TD by Pat Amara Jr.

** Military Bowl (Annapolis, Md.)

*** Pinstripe Bowl (Bronx, N.Y.)

^ returned 18 yards for a TD by Wendell Davis

^^ returned 11 yards for a TD by Todd Sibley Jr.

ISRAEL ABANIKANDA—RUNNING BACK

CBS Sports All-American (first team)
ESPN All-American (first team)
Football Writers Association of America All-American (second team)
Associated Press All-American (third team)
All-ACC (first team)
Doak Walker Award Semifinalist
Maxwell Award Semifinalist
Walter Camp Award Semifinalist
Doak Walker National Running Back of the Week (Virginia Tech)
Walter Camp National Offensive Player of the Week (Virginia Tech)
Pro Football Focus National Offensive Player of the Week (Virginia Tech)
ESPN College Football Final "Helmet Sticker" (Virginia Tech)
ACC Running Back of the Week (Tennessee)
ACC Running Back of the Week (Rhode Island)
ACC Running Back of the Week (Virginia Tech)
ACC Running Back of the Week (Duke)
Paul Hornung Award Honor Roll (Western Michigan)
Paul Hornung Award Watch List

DESLIN ALEXANDRE—DEFENSIVE END

Honorable Mention All-ACC
Allstate AFCA Good Works Team
Coach Wooden Citizen Cup Finalist
Jason Witten Collegiate Man of the Year Finalist
Wuerffel Trophy Semifinalist
ACC Defensive Lineman of the Week (Syracuse)
Shrine Bowl 1000

HABAKKUK BALDONADO—DEFENSIVE END

National Football Foundation William V. Campbell Trophy Semifinalist
Chuck Bednarik Award Watch List
Senior Bowl Watch List
Shrine Bowl 1000

GAVIN BARTHOLOMEW—TIGHT END

John Mackey Award Tight End of the Week (Tennessee)
John Mackey Award Watch List

SIRVOCEA DENNIS—LINEBACKER

All-ACC (first team)
Butkus Award Semifinalist
Pro Football Focus All-American (third team)
ACC Linebacker of the Week (Duke)
Rotary Lombardi Award Watch List
Senior Bowl Watch List
Shrine Bowl 1000

M.J. DEVONSHIRE—CORNERBACK

All-ACC (second team RS; Honorable Mention CB)
Paycom Jim Thorpe Award Player of the Week (West Virginia)
ACC Defensive Back of the Week (West Virginia)

MATT GONCALVES—OFFENSIVE TACKLE

All-ACC (third team)

ERICK HALLETT II—SAFETY

Football Writers Association of America All-American (second team)
Paycom Jim Thorpe Award Semifinalist
All-ACC (second team)
ACC Co-Defensive Back of the Week (Miami)
Pro Football Focus National Team of the Week (Western Michigan)
Pro Football Focus National Team of the Week (Miami)
Shrine Bowl 1000

RODNEY HAMMOND JR.—RUNNING BACK

ACC Running Back of the Week (Syracuse)

DAYON HAYES—DEFENSIVE END

ACC Defensive Lineman of the Week (Miami)

BRANDON HILL—SAFETY

Honorable Mention All-ACC
ACC Defensive Back of the Week (Duke)
Paycom Jim Thorpe Award Watch List

GABE HOUY—OFFENSIVE TACKLE

Shrine Bowl 1000

CALIJAH KANCEY—DEFENSIVE TACKLE

American Football Coaches Association All-American (first team)
Associated Press All-American (first team)
Football Writers Association of America All-American (first team)
Sporting News All-American (first team)
Walter Camp Football Foundation All-American (first team)
CBS Sports All-American (first team)
ESPN All-American (first team)
Pro Football Focus All-American (first team)
College Football Network National Defensive Tackle of the Year
ACC Defensive Player of the Year
All-ACC (first team)
Bronko Nagurski Trophy Finalist
Outland Trophy Finalist
Chuck Bednarik Award Semifinalist
Pro Football Focus National Team of the Week (Georgia Tech)
Pro Football Focus Highest Graded Defensive Tackle (Georgia Tech)
ACC Co-Defensive Lineman of the Week (Virginia)
Lott IMPACT Trophy Watch List
Rotary Lombardi Award Watch List
Walter Camp Player of the Year Watch List

JAKE KRADEL—OFFENSIVE GUARD

All-ACC (third team, OG; Honorable Mention OC)
Shrine Bowl 1000

CHRIS MALONEY—DEFENSIVE END

Academic All-District Football Team

JAVON MCINTYRE—SAFETY

ACC Rookie of the Week (Miami)

MARCUS MINOR—OFFENSIVE GUARD

All-ACC (first team)
ACC Offensive Lineman of the Week (Virginia Tech)
Senior Bowl Watch List

JOHN MORGAN III—DEFENSIVE END

DC Touchdown Club Washington Metro Honor Roll (West Virginia)

BEN SAULS—PLACEKICKER

ACC Co-Specialist of the Week (Duke)

SAM SCARTON—PLACEKICKER

Military Bowl 3M STEM Scholar-Athlete

KEDON SLOVIS—QUARTERBACK

Johnny Unitas Golden Arm Award Watch List
Senior Bowl Watch List
Shrine Bowl 1000

CARTER WARREN—OFFENSIVE TACKLE

Outland Trophy Watch List
Senior Bowl Watch List
Shrine Bowl 1000

JARED WAYNE—WIDE RECEIVER

All-ACC (second team)
ACC Receiver of the Week (Miami)
Pro Football Focus National Team of the Week (Miami)

MARQUIS WILLIAMS—CORNERBACK

Honorable Mention All-ACC
Pro Football Focus National Team of the Week (Virginia)

TYLAR WILTZ—LINEBACKER

Shrine Bowl 1000

NATE YARNELL—QUARTERBACK


ACC Rookie of the Week (Western Michigan)

(as of December 15)

KEY CONTRIBUTORS: OFFENSE




— QUARTERBACKS —

12  **QB**

- 19 career games with 2 starts for Pitt
- Career: 51-for-87, 558 yards, 4 TD, 1 INT
- 79 pass yards, 1 TD in relief vs. Tenn (9/10)
- Broke collarbone diving for TD early in the 2021 Chick-fil-A Peach Bowl after starting
- 8 total TD (4 pass, 4 rush) in Pitt career
- Also started for an injured Kenny Pickett in 2019 against Delaware; he passed for 271 yards, 2 TD, 1 INT in a 17-14 win


Nick Patti
SR* • 6-3 • 225

19  **QB**

- Texas native (via Austin's Lake Travis H.S.)
- 1 career game; start at W. Michigan (9/17)
- With Kedon Slovis and Nick Patti injured, guided Pitt to a 34-13 win in Kalamazoo
- Went 9-of-12 passing for 179 yards, 1 TD
- That start was his first football game since 2019, his junior year at Lake Travis
- Missed his senior season in 2020 due to injury and redshirted at Pitt in 2021


Nate Yarnell
FR* • 6-6 • 215

— WIDE RECEIVERS —

5  **WR**


- Second Team All-ACC
- 40 career games with 22 starts
- 2022: Pitt's leading receiver with 55 catches, 1,012 yards and 5 TDs
- 205 receiving yards at Miami (11/26), most at Pitt since Larry Fitzgerald in 2003
- Five career 100-yard receiving games
- Native of Peterborough, Ontario, Canada
- Father, Patrick, played LB in the CFL

Jared Wayne
SR • 6-3 • 210

14  **WR**

- Akron transfer with immediate eligibility
- 11 games at Pitt with 8 starts
- 2022: 51 receptions for 473 yards, 1 TD
- 2021 Freshman All-American selection
- 2021: Started all 12 games; led Zips in catches (63), yards (751) and TDs (8)
- Three career 100-yard receiving games
- Career-high 11 rec, 122 yds, 2 TD at Akron vs. W. Michigan (11/9/21)


Konata Mumpfield
SO • 6-1 • 180

15  **WR**

- Transfer from Louisiana Tech who received immediate eligibility at Pitt
- 12 games at Pitt with 6 starts
- 2022: 23 catches, 317 yards, TD
- 3 catches, 90 yards, 31-yard TD at UVA
- 2021 at LT: 22 catches, 430 yards, 2 TD
- Sat out the 2020 season
- Started career as DB at Tennessee


Bub Means
SO* • 6-2 • 215

— RUNNING BACKS —

2  **RB**


- 2022 CBS, ESPN First Team All-American
- 1st Team All-ACC, Doak Walker semifinalist
- 2022: 1,431 yds on 239 carries, 21 total TD
- Leads FBS in total TD (21), rush TD (20) and scoring (11.6) entering bowl season
- Nine 100-yard rushing games in 2022, most by a Pitt RB since Dion Lewis ('09)
- Historic 320-yard, 6-TD game vs. VT (10/8)

Israel Abanikanda
JR • 5-11 • 215

6  **RB**


- 19 career games, 1 start (vs. Syracuse)
- 2022: 366 yards on 84 carries, 3 TD
- Career-high 124 yards vs. Syracuse (11/5)
- Injury vs. WVU (9/1), return at LOU (10/22)
- 2021: 504 yards on 102 carries, 7 total TD
- TD catches vs. Wake, at Syracuse in 2021
- 100 yards rushing, 3 TD vs. UNH (9/25/21)
- Became the first Pitt freshman with a 3-TD game since Dion Lewis in 2009

Rodney Hammond Jr.
SO • 5-9 • 200

22  **RB**

- 48 career games with 16 starts
- 2022: 247 yards on 45 carries, 1 TD
- 2021: 593 yards on 142 carries, 4 TD
- 2020: 632 yards on 143 carries, 6 TD
- 17 career TD (16 rushing, 1 receiving)
- Career game at Georgia Tech in 2020, rushing for 247 yards, 1 TD on 25 carries
- Led Cardinal Gibbons to Florida 5A title


Vincent Davis
SR • 5-8 • 180

24  **RB**

- Graduate transfer from Notre Dame
- 37 career games (25 at ND, 12 at Pitt)
- 2022: 221 yards on 40 carries, 2 TD
- Season-high 89 yds, TD at Miami (11/26)
- Also scored rush TD vs. Syracuse (11/5)
- Plays on multiple special teams units
- Career stats at Notre Dame: 471 yards on 110 carries, 10 TD

C'Bo Flemister
SR* • 5-11 • 200

— TIGHT END —

86  **TE**

- 2022: 20 catches, 284 yards with 2 TD
- Viral 57-yd TD via hurdle vs. Tenn (9/10)
- Was an impact true freshman for Pitt
- 2021: Played in all 14 games, 8 starts
- Made 28 catches for 326 yards, 4 TD
- Developed reputation for violently breaking tackles and physical blocking
- Lower-profile prospect from rural PA who committed to Pitt late in 2021 cycle

Gavin Bartholomew
SO • 6-5 • 255

OFFENSIVE LINE

76  **LT**


Matthew Goncalves
JR* • 6-6 • 315

- 34 games, 20 total starts
- 2022 Third Team All-ACC
- 7 starts at RT; 5 at LT in '22
- Named 2020 Freshman All-American by FWAA

55  **LG**

Marcus Minor
SR+ • 6-4 • 325

- 25 career starts for Pitt
- 2022 First Team All-ACC
- '21 grad transfer (Maryland)
- 51 career games played in college with 42 starts

53  **C**

Jake Kradel
SR* • 6-3 • 305

- 42 games, 37 total starts
- Has started at C and RG
- 2022 Third Team All-ACC
- All-State honoree at nearby Butler Senior H.S.

68  **RG**

Blake Zubovic
SR* • 6-4 • 320

- 32 games, 14 total starts
- Has started at C and G during his career
- All-State honoree at nearby Belle Vernon Area

57  **RT**

Gabe Houy
SR+ • 6-6 • 325

- 48 games with 32 starts
- Has started at RG and RT
- 2021 Third Team All-ACC
- Pittsburgh native from nearby Upper St. Clair

KEY CONTRIBUTORS: DEFENSE



DEFENSIVE LINE

87

DE

95

DT

8

DT

50

DE

5

DE



'Haba' Baldonado
 SR* • 6-5 • 260

- 41 career games, 23 starts
- 2022: 5.0 TFL, 2.0 sacks
- 2021: 11.5 TFL, 9 sacks
- Native of Rome, Italy



Devin Danielson
 SR* • 6-2 • 300

- 51 career games, 13 starts
- 2022: 15 tackles, 2 TFL
- Pittsburgh native who is married (wife: Alexandra)



Calijah Kancey
 JR* • 6-0 • 280

- Unanimous All-American
- Nagurski, Outland Finalist
- 37 career games, 29 starts
- 2022: 14.5 TFL, 7.5 sacks



Dayon Hayes
 JR • 6-3 • 275

- 26 games - all in reserve
- 4 TFL, 3 sacks at Miami
- Career: 14 TFL, 7.5 sacks
- Pittsburgh city native



Deslin Alexandre
 SR+ • 6-4 • 275

- 58 games with 35 starts
- 2022: 6.5 TFL, 5.5 sacks
- Career: 27.5 TFL, 16.5 sacks
- 2-time captain (2021-22)

LINEBACKERS

11		LB	7		LB	32		LB
Bangally Kamara JR • 6-2 • 225			SirVocea Dennis SR • 6-1 • 230			Shayne Simon SR* • 6-3 • 235		
<ul style="list-style-type: none">• 37 career games, 10 starts• 2022: 44 tackles, 1.5 TFL• Won Conway Award as most improved player in spring			<ul style="list-style-type: none">• 2022 First Team All-ACC• 43 career games, 27 starts• 2022: 94 tackles, 12 TFL• Elected a Pitt captain			<ul style="list-style-type: none">• Grad transfer (Notre Dame)• 2022: 40 tackles, 4.5 TFL• 12 games, 12 starts at Pitt• 32 games, 8 starts for Irish		
10		LB	30		LB	23		LB
Tyler Wiltz SR+ • 6-1 • 210			Brandon George SR • 6-3 • 245			Solomon DeShields SO* • 6-2 • 230		
<ul style="list-style-type: none">• 2022: 45 tackles, 2 TFL• Grad transfer (Missouri St.)• 2021 FCS All-American• 33 games, 24 starts at MSU			<ul style="list-style-type: none">• 39 career games in reserve• 2022: 10 tackles, 1 sack• 2021: 34 tackles, 5 TFL• 2020: 16 tackles			<ul style="list-style-type: none">• 29 career games in reserve• 2022: 18 tackles, 4 sacks• 2021: 9 tackles• Former WR prospect		

DEFENSIVE BACKS

25



CB

A.J. Woods

SR • 5-11 • 195

- 46 career games, 9 starts
- 2022: 28 tackles, 1 INT
- Career: 3 INT, 22 PBU
- 73-yd INT ret. in ACC champ.

31



FS

Erick Hallett II

SR* • 5-11 • 190

- Second Team All-American
- 2022: 47 tackles, 3 INT, 3 FR
- 48 career games, 31 starts
- ACC champ. MVP (2 INT, 1 TD)

9



SS

Brandon Hill

JR* • 5-11 • 195

- 40 career games, 27 starts
- 2022: 67 tackles, 1 FR (TD)
- 2021: 81 stops, 2 INT, 6 PBU
- 2020: 27 stops, 1 INT (TD)

14



CB

Marquis Williams

SR* • 5-9 • 180

- 47 career games, 33 starts
- 2022: 2 INT (2 TD), FF
- Career: 5 INT, 8 PBU
- Uncle Tyrone Carter ('99 Thorpe)

12



CB

M.J. Devonshire

JR* • 5-11 • 190

- 2022: 32 tackles, 2 INT, 8 PBU
- INT TD returns vs. WVU, UVA
- All-ACC (2nd team) rtn. specialist

20



S

Javon McIntyre

FR* • 6-0 • 195

- 15 career games in reserve
- 2022: 10 tackles, 1 TFL
- First career INT at Miami

PITT CAREER HIGHS: OFFENSE



QUARTERBACKS

#12 NICK PATTI SR*

• Patti Career Highs

Pass Yards: 271 vs. Delaware (9-28-19)
Completions: 23 vs. Delaware (9-28-19)
Attempts: 37 vs. Delaware (9-28-19)
Pass TDs: 2 vs. Delaware (9-28-19)
INTs: 1 vs. Delaware (9-28-19)
Long Completion: 48 vs. Delaware (9-28-19)
Rush Yards: 27 vs. Michigan State (12-30-21)
Rush Attempts: 5 at Florida State (11-7-20)
Rush TDs: 2 at Florida State (11-7-20)
Long Rush: 16 (TD) vs. Michigan State (12-30-21)

#19 NATE YARNELL FR*

• Yarnell Career Highs

Pass Yards: 179 at Western Michigan (9-17-22)
Completions: 9 at Western Michigan (9-17-22)
Attempts: 12 at Western Michigan (9-17-22)
Pass TDs: 1 at Western Michigan (9-17-22)
INTs: 0
Long Completion: 39 at Western Michigan (9-17-22)
Rush Yards: -10 at Western Michigan (9-17-22)
Rush Attempts: 2 at Western Michigan (9-17-22)
Rush TDs: 0
Long Rush: 0 at Western Michigan (9-17-22)

RUNNING BACKS

#2 ISRAEL ABANIKANDA JR

• Abanikanda Career Highs

Rush Attempts: 36 vs. Virginia Tech (10-8-22)
Rush Yards: 320 vs. Virginia Tech (10-8-22)
Rush TDs: 6 vs. Virginia Tech (10-8-22)
Long Rush: 80 (TD) vs. Virginia Tech (10-8-22)
Receptions: 4, 3x, last at Duke (11-6-21)
Receiving Yards: 55 vs. New Hampshire (9-25-21)
Receiving TDs: 1, 3x, last vs. West Virginia (9-1-22)
Long Reception: 37 at Louisville (10-22-22)
Long Kick Return: 98 (TD) vs. Virginia (11-20-21)

#6 RODNEY HAMMOND JR. SO

• Hammond Career Highs

Rush Attempts: 28 vs. Syracuse (11-5-22)
Rush Yards: 124 vs. Syracuse (11-5-22)
Rush TDs: 3 vs. New Hampshire (9-25-21)
Long Rush: 29 at Louisville (10-22-22)
Receptions: 3 vs. Wake Forest (12-4-21)
Receiving Yards: 55 vs. West Virginia (9-1-22)
Receiving TDs: 1, twice, last vs. Wake (12-4-21)
Long Reception: 49 vs. West Virginia (9-1-22)

#22 VINCENT DAVIS SR

• V. Davis Career Highs

Rush Attempts: 25 at Georgia Tech (12-10-20)
Rush Yards: 247 at Georgia Tech (12-10-20)
Rush TDs: 2 vs. Austin Peay (9-12-20)
Long Rush: 74 at Georgia Tech (12-10-20)
Receptions: 5, twice, last vs. Va. Tech (11-21-20)
Receiving Yards: 41 vs. Va. Tech (11-21-20)
Receiving TDs: 1 at Clemson (11-28-20)
Long Reception: 28 vs. Eastern Michigan (12-26-19)

#4 DANIEL CARTER JR*

• Carter Career Highs

Rush Attempts: 7 vs. Rhode Island (9-24-22)
Rush Yards: 20, twice, last vs. UMass (9-4-21)
Rush TDs: 1, 4x, last at W. Michigan (9-17-22)
Long Rush: 11, twice, last vs. Virginia Tech (10-8-22)
Receptions: 1, 5x, last vs. Duke (11-19-22)
Receiving Yards: 11 at Duke (11-6-21)
Receiving TDs: 1 at Georgia Tech (10-2-21)

#24 C'BO FLEMISTER SR*

• Flemister Career Highs

Rush Attempts: 15 at Georgia Tech (10-31-20)*
Rush Yards: 127 vs. South Florida (9-19-20)*
Rush TDs: 2 at Boston College (11-14-20)*
Long Rush: 31 vs. South Florida (9-19-20)*
Receptions: 1, 3x, last at Boston College (11-14-20)*
Receiving Yards: 27 at Boston College (11-14-20)*
Receiving TDs: 0
**at Notre Dame*

WIDE RECEIVERS

#5 JARED WAYNE SR

• Wayne Career Highs

Receptions: 11 at Miami (11-26-22)
Receiving Yards: 205 at Miami (11-26-22)
Receiving TDs: 3 at Miami (11-26-22)
Long Reception: 66 (TD) at Miami (11-26-22)

#14 KONATA MUMPFIELD SO

• Mumpfield Career Highs

Receptions: 11 at W. Michigan (11-9-21)*
Receiving Yards: 122 at W. Michigan (11-9-21)*
Receiving TDs: 2, twice, last at W. Michigan (11-9-21)*
Long Reception: 48 at Bowling Green (10-9-21)*
**at Akron*

#15 BUB MEANS SO*

• Means Career Highs

Receptions: 6 vs. Rhode Island (9-24-22)
Receiving Yards: 94 at Mississippi State (9-4-21)*
Receiving TDs: 1, 3x, last at Virginia (11-12-22)
Long Reception: 72 at Mississippi State (9-4-21)*
**at Louisiana Tech*

TIGHT ENDS/FULLBACKS

#86 GAVIN BARTHOLOMEW SO

• Bartholomew Career Highs

Receptions: 5, twice, last vs. Tennessee (9-10-22)
Receiving Yards: 84 vs. Tennessee (9-10-22)
Receiving TDs: 1, 6x, last vs. Georgia Tech (10-1-22)
Long Reception: 57 (TD) vs. Tennessee (9-10-22)

#8 KARTER JOHNSON JR*

• Johnson Career Highs

Receptions: 2 vs. Georgia Tech (10-1-22)
Receiving Yards: 41 vs. Rhode Island (9-24-22)
Receiving TDs: 0
Long Reception: 41 vs. Rhode Island (9-24-22)

PLACEKICKER

#90 BEN SAULS SO*

• Sauls Career Highs

FG Made: 3 at Virginia (11-12-22)
FG Attempted: 4, twice, last at Virginia (11-12-22)
Long FG: 51 vs. Duke (11-19-22)
PATs Made: 6, 3x, last at Miami (11-26-22)
PATs Attempted: 6, 3x, last at Miami (11-26-22)
Points: 13 at Virginia (11-12-22)
Kickoffs: 12 vs. New Hampshire (9-25-21)
Touchbacks: 8, twice, last at Virginia (11-12-22)

PITT CAREER HIGHS: DEFENSE



DEFENSIVE TACKLES

#8 CALIJAH KANCEY JR*

• Kancey Career Highs

Tackles: 6 vs. North Carolina (11-11-21)
TFLs: 3.5, twice, last at Virginia (11-12-22)
Sacks: 3.5 at Virginia (11-12-22)
Forced Fumbles: 1 vs. Clemson (10-23-21)

#95 DEVIN DANIELSON SR*

• Danielson Career Highs

Tackles: 4 vs. NC State (10-3-20)
TFLs: 2 vs. Georgia Tech (10-1-22)
Sacks: 1, 4x, last vs. Michigan State (12-30-21)

#2 DAVID GREEN SR*

• Green Career Highs

Tackles: 4 at Duke (11-6-21)
TFLs: 1.5 at Duke (11-6-21)
Sacks: 1, 4x, last vs. Georgia Tech (10-1-22)
Forced Fumbles: 1 vs. Duke (11-19-22)

#92 TYLER BENTLEY SR*

• Bentley Career Highs

Tackles: 3, 4x, last at UNC (10-29-22)
TFLs: 1.5, twice, last at Syracuse (11-27-21)
Sacks: 1, twice, last at UNC (10-29-22)

DEFENSIVE ENDS

#5 DESLIN ALEXANDRE SR+

• Alexandre Career Highs

Tackles: 7, twice, last vs. Syracuse (11-5-22)
TFLs: 2.5, twice, last vs. Syracuse (11-5-22)
Sacks: 2.5 vs. Syracuse (11-5-22)
Fumble Recoveries: 1, twice, last vs. Syracuse (9-19-20)

#87 HABAKKUK BALDONADO SR*

• Baldonado Career Highs

Tackles: 7, twice, last vs. Wake Forest (12-4-21)
TFLs: 2.5 vs. Western Michigan (9-18-21)
Sacks: 2 at Tennessee (9-11-21)
Forced Fumbles: 1 at Tennessee (9-11-21)
Fumble Recoveries: 1, twice, last at Tennessee (9-11-21)

#50 DAYON HAYES JR

• Hayes Career Highs

Tackles: 5 at Miami (11-26-22)
TFLs: 4 at Miami (11-26-22)
Sacks: 3 at Miami (11-26-22)

#57 BAM BRIMA JR*

• Brima Career Highs

Tackles: 3 at Virginia Tech (10-16-21)
TFLs: 1 vs. Michigan State (12-30-21)
Sacks: 1 vs. Michigan State (12-30-21)
Fumble Recoveries: 1 vs. New Hampshire (9-25-21)

LINEBACKERS

#7 SIRVOCEA DENNIS SR

• Dennis Career Highs

Tackles: 14 vs. Duke (11-19-22)
TFLs: 4.5 at Boston College (10-10-20)
Sacks: 1.5 at Boston College (10-10-20)
Interceptions: 1, twice, last at Miami (11-26-22)
Forced Fumbles: 1, twice, last vs. Duke (11-19-22)
Fumble Recoveries: 1 at Syracuse (11-27-21)

#32 SHAYNE SIMON SR*

• Simon Career Highs

Tackles: 9 vs. Virginia Tech (10-8-22)
TFLs: 1.5 vs. Syracuse (11-5-22)
Sacks: 1, twice, last vs. Duke (11-19-22)
Forced Fumbles: 1 at UNC (10-29-22)
Fumble Recoveries: 1 vs. Virginia Tech (10-8-22)

#11 BANGALLY KAMARA JR

• Kamara Career Highs

Tackles: 9 vs. West Virginia (9-1-22)
TFLs: 1, 3x, last vs. Georgia Tech (10-1-22)
Sacks: 1, 3x, last vs. Georgia Tech (10-1-22)

#30 BRANDON GEORGE SR

• George Career Highs

Tackles: 8 vs. New Hampshire (9-25-21)
TFLs: 2 vs. New Hampshire (9-25-21)
Sacks: 1 vs. Tennessee (9-10-22)

#10 TYLAR WILTZ SR+

• Wiltz Career Highs

Tackles: 16 at Youngstown State (10-9-21)*
TFLs: 3 vs. Youngstown State (4-10-21)*
Sacks: 1, 4x, last at Miami (11-26-22)
Interceptions: 1, 3x, last vs. UT Martin (11-27-21)*
Forced Fumbles: 1, 5x, last vs. Tennessee (9-10-22)
Fumble Recoveries: 1, 3x, last at Dixie State (11-20-21)*
**at Missouri State*

SAFETIES

#9 BRANDON HILL JR*

• Hill Career Highs

Tackles: 11, twice, last vs. Georgia Tech (10-1-22)
TFLs: 1.5 vs. Austin Peay (9-12-20)
Interceptions: 1, 3x, last vs. Mich. State (12-30-21)
Forced Fumbles: 1, 3x, last vs. Miami (10-30-21)
Fumble Recoveries: 1, twice, last vs. Duke (TD) (11-19-22)

#31 ERICK HALLETT II SR*

• Hallett Career Highs

Tackles: 10 vs. Michigan State (12-30-21)
TFLs: 1, 7x, last at UNC (10-29-22)
Interceptions: 2, twice, last at W. Michigan (9-17-22)
Forced Fumbles: 2 at Miami (11-26-22)
Fumble Recoveries: 1, 4x, last at Miami (11-26-22)

#20 JAVON MCINTYRE FR*

• McIntyre Career Highs

Tackles: 4 vs. Rhode Island (9-24-22)
TFLs: 1 at Miami (11-26-22)
Interceptions: 1 at Miami (11-26-22)

#22 PHILLIP O'BRIEN JR. SO

• O'Brien Career Highs

Tackles: 5 vs. New Hampshire (9-25-21)
TFLs: 1 at Miami (11/26/22)
Interceptions: 0

CORNERBACKS

#14 MARQUIS WILLIAMS SR*

• Williams Career Highs

Tackles: 5, twice, last at Duke (11-6-21)
TFLs: 2 vs. Clemson (10-23-21)
Sacks: 0
Interceptions: 1, 5x, last at Virginia (11-12-22)
Forced Fumbles: 1 vs. West Virginia (9-1-22)

#25 A.J. WOODS SR

• Woods Career Highs

Tackles: 7 at Florida State (11-7-20)
TFLs: 1, 3x, last vs. Rhode Island (9-24-22)
Sacks: 0
Interceptions: 1, 3x, last at Louisville (10-22-22)
Forced Fumbles: 1 vs. Virginia (11-20-21)

#12 M.J. DEVONSHIRE JR*

• Devonshire Career Highs

Tackles: 6, twice, last vs. Virginia Tech (10-8-22)
TFLs: 1 vs. Wake Forest (12-4-21)
Sacks: 0
Interceptions: 1, 3x, last at Virginia (11-12-22)

PUNTERS

#92 CAM GUESS SO*

• Guess Career Highs

Punts: 5 at North Carolina (10-29-22)
Punt Average: 39.2 at North Carolina (10-29-22)
Long: 46 vs. Syracuse (11-5-22)
Inside 20: 2 at North Carolina (10-29-22)

#94 SAM VANDER HAAR FR

• Vander Haar Career Highs

Punts: 5 vs. West Virginia (9-1-22)
Punt Average: 42.8 vs. West Virginia (9-1-22)
Long: 53 vs. West Virginia (9-1-22)
Inside 20: 3 vs. Duke (11-19-22)

#95 CALEB JUNKO FR*

• Junko Career Highs

Punts: 3 at Virginia (11-12-22)
Punt Average: 49.5 at Miami (11-26-22)
Long: 59 at Miami (11-26-22)
Inside 20: 1, twice, last at Miami (11-26-22)

Coaching Staff Game Day Locations

- FIELD LEVEL -



Andre Powell
Special Teams Coordinator/
Running Backs



Charlie Partridge
Assistant Head Coach/
Defensive Line



Dave Borbely
Offensive Line



Archie Collins
Secondary




Ryan Manalac
Linebackers



Tim Salem
Tight Ends



Tiquan Underwood
Pass Game Coordinator/
Wide Receivers



Mickey Jacobs
Defensive G.A.

- PRESS BOX -



Frank Cignetti Jr.
Offensive Coordinator/
Quarterbacks




Randy Bates
Defensive Coordinator



Cory Sanders
Safeties



Alex Officer
Offensive G.A.



Jonathan DiBiao
Offensive G.A.



James Alexander
Defensive G.A.

2022 Pronunciation Guide

PLAYERS

Israel Abanikanda.....Ah-BANNA-can-dah
Deslin Alexandre.....Alexander
Ryan Baer.....Bear
Habakkuk Baldonado.....Haba-kook Baldo-na-dough
(prefers to be called "Haba")
Tamarion Crumpley.....Tah-mare-ee-un
SirVocea Dennis.....Sir-VOSS-ee-ay
Matt Goncalves.....Gun-ZALL-vez
Erick Hallett.....HAL-let
Dayon Hayes.....DAY-on
Gabe Houy.....HOY
Ryan Jacoby.....Jah-ko-bee
Nahki Johnson.....Nah-KY
Bangally Kamara.....Ban-GOLLY Ka-mare-ah

Calijah Kancey.....Kah-LIE-jah (rhymes with "Elijah")
Eli Kosanovich.....Ko-saw-nuh-vich
Kyle Louis.....Lewis, not lu-ee
Jake McConnachie.....Mc-con-uh-CHEE
Konata Mumpfield.....Ko-nah-TAY
Isaiah Nesmith.....NEE-smith
Che Nwabuko.....Che (like in che-ddar) Wah-BOO-ko
Samuel Okunlola.....Oh-KUN-low-lah
Anthony Summey.....SOME-ee
Sam Vander Haar.....Van-der-har
Marquis Williams.....Mar-QUEZ
Blake Zubovic.....Zoo-bow-VICK

OFFENSE

GAME	QB	RB	WR	WR	WR	TE	LT	LG	C	RG	RT
West Virginia	Slovis	Abanikanda	Carter*	Wayne	Jacoby*	Kradel*	Warren	Minor	Drexel	Zubovic	Goncalves
Tennessee	Slovis	Abanikanda	Mumpfield	Wayne	Means	Bartholomew	Warren	Minor	Drexel	Kradel	Goncalves
Western Michigan	Yarnell	Abanikanda	Mumpfield	Wayne	Davis	Jacoby	Warren	Minor	Kradel	Zubovic	Goncalves
Rhode Island	Slovis	Abanikanda	Mumpfield	Means	Carter^	Bartholomew	Warren	Minor	Kradel	Zubovic	Goncalves
Georgia Tech	Slovis	Abanikanda	Mumpfield	Wayne	Jacoby+	Bartholomew	Taylor	Minor	Kradel	Zubovic	Goncalves
Virginia Tech	Slovis	Abanikanda	Bradley	Wayne	Jacoby+	Johnson	Taylor	Minor	Kradel	Zubovic	Goncalves
Louisville	Slovis	Abanikanda	Carter#	Wayne	Johnson#	Bartholomew	Goncalves	Minor	Kradel	Zubovic	Houy
North Carolina	Slovis	Abanikanda	Mumpfield	Wayne	Means	Bartholomew	Goncalves	Minor	Kradel	Zubovic	Houy
Syracuse	Slovis	Hammond	Carter#	Wayne	Jacoby#	Bartholomew	Goncalves	Minor	Kradel	Zubovic	Houy
Virginia	Slovis	Abanikanda	Mumpfield	Wayne	Means	Bartholomew	Taylor	Minor	Drexel	Kradel	Goncalves
Duke	Slovis	Abanikanda	Mumpfield	Wayne	Means	Bartholomew	Goncalves	Minor	Drexel	Kradel	Houy
Miami	Slovis	Abanikanda	Mumpfield	Wayne	Means	Bartholomew	Goncalves	Minor	Drexel	Kradel	Houy

*Pitt started with seven offensive linemen and a fullback vs. West Virginia.

^Pitt started with a fullback vs. Rhode Island.

+Pitt started with a heavy two-tight end package vs. Georgia Tech and Virginia Tech.

#Pitt started with two tight ends and a fullback at Louisville and vs. Syracuse.

DEFENSE

GAME	DE	DT	DT	DE	OLB	MLB	OLB	SS	FS	CB	CB
West Virginia	Baldonado	Kancey	Danielson	Alexandre	Kamara	Dennis	Simon	Hill	Hallett	Williams	Woods
Tennessee	Baldonado	Kancey	Green	Morgan	Kamara	Dennis	Simon	Hill	Hallett	Williams	Devonshire
Western Michigan	Baldonado	Kancey	Green	Morgan	Kamara	Dennis	Simon	Hill	Hallett	Williams	Woods
Rhode Island	Brima	Kancey	Green	Morgan	Kamara	Dennis	Simon	Hill	Hallett	Devonshire	Woods
Georgia Tech	Baldonado	Kancey	Green	Alexandre	Kamara	Dennis	Simon	Hill	Hallett	Williams	Devonshire
Virginia Tech	Baldonado	Kancey	Green	Alexandre	Kamara	Dennis	Simon	Hill	Hallett	Williams	Woods
Louisville	Baldonado	Kancey	Bentley	Alexandre	Kamara	Dennis	Simon	Hill	Hallett	Williams	Devonshire
North Carolina	Baldonado	Kancey	Danielson	Alexandre	Wiltz	Dennis	Simon	Hill	Hallett	Williams	Woods
Syracuse	Baldonado	Kancey	Green	Alexandre	Kamara	Dennis	Simon	Hill	Hallett	Williams	Devonshire
Virginia	Baldonado	Kancey	Danielson	Alexandre	Kamara	Dennis	Simon	Hill	Hallett	Williams	Devonshire
Duke	Morgan	Kancey	Danielson	Alexandre	Wiltz	Dennis	Simon	Hill	Hallett	Williams	Devonshire
Miami	Morgan	Green	Danielson	Alexandre	Kamara	Dennis	Simon	Hill	Hallett	Williams	Devonshire

2022 PITT GAME-BY-GAME REVIEW



#17/16 PITT 38 WEST VIRGINIA 31 Sept. 1, 2022 • Acrisure Stadium • Attendance: 70,622

Pitt edged West Virginia, 38-31, in an epic back-and-forth battle as the 2022 season opened with the renewal of the Backyard Brawl... meeting for the 105th time—but the first since 2011—the Panthers and Mountaineers produced an instant classic in front of a Pittsburgh sports-record 70,622 fans at Acrisure Stadium and a national ESPN television audience...the game featured seven lead changes and neither team could build more than a seven-point cushion...M.J. Devonshire produced the winning score for Pitt with a 56-yard interception return touchdown with 2:58 remaining...USC transfer Kedon Slovis made his Pitt debut and passed for 308 yards, including a 24-yard TD strike to Israel Abanikanda that tied the game at 31 with 3:41 left... the scoring toss capped a clutch 92-yard drive during which Slovis completed all five of his passes...Rodney Hammond Jr. compiled 129 scrimmage yards (74 rushing, 55 receiving) and scored two TDs on the ground...the Panthers completed their first fourth-quarter comeback since the 2019 Quick Lane Bowl...Pitt beat WVU for the first time since 2008 and improved to 62-40-3 in the all-time series.

WEST VIRGINIA	0	10	7	14	31
PITT	3	7	14	14	38

First Quarter

PITT — Sauls 42-yard field goal 0:37

Second Quarter

WVU — Ford-Wheaton 10-yard pass from Daniels (Legg kick) 12:45
PITT — Hammond 4-yard run (Sauls kick) 3:23
WVU — Legg 24-yard field goal 0:00

Third Quarter

WVU — Donaldson 5-yard run (Legg kick) 13:08
PITT — Carter 1-yard run (Sauls kick) 5:54
PITT — Hammond 11-yard run (Sauls kick) 3:42

Fourth Quarter

WVU — Ford-Wheaton 16-yard pass from Daniels (Legg kick) 14:52
WVU — Daniels 1-yard run (Legg kick) 10:37
PITT — Abanikanda 24-yard pass from Slovis (Sauls kick) 3:41
PITT — Devonshire 56-yard interception return (Sauls kick) 2:58

Team Stats	WVU	PITT
First Downs	23	19
Rushes-Yards	33-190	38-76
Comp-Att-Int	23-40-1	16-24-0
Passing Yards	214	308
Total Yards	404	384
Punt Returns-Yards	2-25	1-3
Kick Returns-Yards	2-31	2-43
Interceptions-Yards	0-0	1-56
Fumbles-Lost	3-1	2-1
Punts-Average	6-41.2	6-35.7
Penalties-Yards	11-72	8-76
Third Down Conv.	8-16	5-12
Fourth Down Conv.	0-1	0-0
Sacks By-Yards	5-39	3-22
Possession Time	27:29	32:31

Rushing

WVU — Donaldson 7-125, 1 TD; Mathis 16-71; Johnson 4-12; Greene 1-5; Daniels 5-(-23), 1 TD.
PITT — Hammond 16-74, 2 TD; Abanikanda 8-15; Carter 2-4, 1 TD; Mumpfield 1-3; Means 1-2; Flemister 1-0; Team 2-(-2); Slovis 7-(-20).

Passing

WVU — Daniels 23-40-1, 214 yards, 2 TD.
PITT — Slovis 16-24-0, 308 yards, 1 TD.

Receiving

WVU — Ford-Wheaton 9-97, 2 TD; James 5-50; Prather 2-21; Johnson 2-11; Smith 2-10; Mathis 2-(-7); O'Laughlin 1-32.
PITT — Mumpfield 5-71; Wayne 3-89; Means 3-44; Hammond 2-55; Abanikanda 1-24, 1 TD; Bradley 1-16; Bartholomew 1-9.

#24/RV TENNESSEE 34 #17/14 PITT 27 (OT) Sept. 10, 2022 • Acrisure Stadium • Attendance: 59,785

For the second straight year, Pitt and Tennessee battled to the wire... but unlike the 2021 edition of the Johnny Majors Classic, this time the Volunteers came out on top, 34-27, in overtime...Pitt (1-1) twice opened up a 10-point lead in the first half, but the Volunteers (2-0) rallied to take a 24-17 intermission lead...playing without starting QB Kedon Slovis in the second half due to injury, the Panthers turned to Nick Patti, who forced overtime with a clutch fourth-down TD pass to Jared Wayne with 2:23 left...in the extra frame, Hendon Hooker's 28-yard strike to Cedric Tillman proved to be the winning score as Pitt came up empty on its OT possession...Israel Abanikanda rushed for a career-high 154 yards, including a 76-yard TD run, Pitt's longest since 2018...TE Gavin Bartholomew had a highlight score of his own, hurdling a defender on a 57-yard catch-and-run TD...Pitt hosted a program from the Southeastern Conference for the first time...it was also the Volunteers' first win in four games against the Panthers.

TENNESSEE	7	17	0	3	7	34
PITT	10	7	0	10	0	27

First Quarter

PITT — Sauls 30-yard field goal 10:27
PITT — Abanikanda 76-yard run (Sauls kick) 9:00
TENN — Small 1-yard run (McGrath kick) 1:02

Second Quarter

PITT — Bartholomew 57-yard pass from Slovis (Sauls kick) 13:25
TENN — McCoy 32-yard pass from Hooker (McGrath kick) 10:04
TENN — Small 1-yard run (McGrath kick) 4:56
TENN — McGrath 37-yard field goal 0:00

Third Quarter

No scoring

Fourth Quarter

PITT — Sauls 35-yard field goal 14:07
TENN — McGrath 51-yard field goal 8:57
PITT — Wayne 4-yard pass from Patti (Sauls kick) 2:23

Overtime

TENN — Tillman 28-yard pass from Hooker (McGrath kick)

Team Stats	TENN	PITT
First Downs	20	21
Rushes-Yards	35-91	39-141
Comp-Att-Int	27-42-0	23-44-1
Passing Yards	325	274
Total Yards	416	415
Punt Returns-Yards	2-3	1-30
Kick Returns-Yards	1-29	2-30
Interceptions-Yards	1-0	0-0
Fumbles-Lost	2-2	2-1
Punts-Average	6-35.5	3-37.0
Penalties-Yards	7-70	5-28
Third Down Conv.	6-16	4-18
Fourth Down Conv.	1-2	3-5
Sacks By-Yards	4-34	3-15
Possession Time	25:05	34:55

Rushing

TENN — Wright 9-47; Hooker 15-27; Small 10-17, 2 TD; Hyatt 1-0.
PITT — Abanikanda 25-154, 1 TD; Davis 5-14; Team 1-(-1); Slovis 4-(-13); Patti 4-(-13).

Passing

TENN — Hooker 27-42-0, 325 yards, 2 TD.
PITT — Slovis 14-24-1, 195 yards, 1 TD; Patti 9-20-0, 79 yards, 1 TD.

Receiving

TENN — Hyatt 11-73; Tillman 9-162, 1 TD; McCoy 4-58, 1 TD; Warren 1-24; Fant 1-8; Small 1-0.
PITT — Wayne 7-82, 1 TD; Bartholomew 5-84, 1 TD; Mumpfield 4-34; Means 3-26; Barden 2-14; Abanikanda 1-21; Davis 1-13.

2022 PITT GAME-BY-GAME REVIEW



#23/25 PITT 34 WESTERN MICHIGAN 13 Sept. 17, 2022 • Waldo Stadium • Attendance: 22,875

Pitt rode a persistent running game and efficient performance from first-time starting QB Nate Yarnell to beat Western Michigan, 34-13... Yarnell, a redshirt freshman starting in place of the ailing Kedon Slovis, threw for 179 yards and a touchdown on 9-of-12 passing... the ground game was paced by Israel Abanikanda, who netted 133 yards and a TD on a career-high 31 carries, his second consecutive 100-yard performance...Pitt (2-1) compiled 238 rushing yards as a team...the Panthers never trailed but needed two touchdowns in the final period to finally put the Broncos (1-2) away...Pitt's defense was stout throughout, limiting WMU to 180 total yards and picking off three passes...Erick Hallett II had two interceptions himself, including one in the end zone...Marquis Williams had a 22-yard pick six, Pitt's fourth defensive TD in its last five games...Pitt won its seventh consecutive road game, extending its longest streak since 1980-82... the Panthers improved to 33-5 against the Mid-American Conference.

PITT	10	3	7	14	34
W. MICHIGAN	3	3	7	0	13

First Quarter

PITT — Sauls 48-yard field goal 7:26
PITT — Williams 22-yard interception return (Sauls kick) 2:39
WMU — Domschke 32-yard field goal 0:31

Second Quarter

PITT — Sauls 23-yard field goal 11:31
WMU — Domschke 40-yard field goal 7:17

Third Quarter

PITT — Abanikanda 4-yard run (Sauls kick) 1:30
WMU — Abbott 31-yard pass from Sambucci (Domschke kick) 0:23

Fourth Quarter

PITT — Mumpfield 6-yard pass from Yarnell (Sauls kick) 8:16
PITT — Carter 3-yard run (Sauls kick) 3:03

Team Stats	PITT	WMU
First Downs	23	10
Rushes-Yards	52-238	29-50
Comp-Att-Int	9-12-0	7-19-3
Passing Yards	179	130
Total Yards	417	180
Punt Returns-Yards	3-(-5)	1-12
Kick Returns-Yards	4-75	2-36
Interceptions-Yards	3-22	0-0
Fumbles-Lost	1-1	1-0
Punts-Average	2-38.5	5-42.2
Penalties-Yards	4-30	2-11
Third Down Conv.	5-10	2-11
Fourth Down Conv.	0-0	1-1
Sacks By-Yards	2-16	1-9
Possession Time	38:36	21:24

Rushing

PITT — Abanikanda 31-133, 1 TD; Davis 11-83; Flemister 4-28; Carter 2-6, 1 TD; Team 2-(-2); Yarnell 2-(-10).
WMU — Jefferson 7-35; Hrabowski 6-14; Tyler 9-13; Abdus-Salaam 2-2; Salopek 5-(-14).

Passing

PITT — Yarnell 9-12-0, 179 yards, 1 TD.
WMU — Salopek 6-18-3, 99 yards; Sambucci 1-1-0, 31 yards, 1 TD.

Receiving

PITT — Wayne 3-94; Mumpfield 3-35, 1 TD; Bartholomew 1-37; Means 1-18; Abanikanda 1-(-5).
WMU — Crooms 3-26; Galloway 2-29; Sambucci 1-44; Abbott 1-31, 1 TD.

#24/RV PITT 45 RHODE ISLAND 24 Sept. 24, 2022 • Acrisure Stadium • Attendance: 54,667

Israel Abanikanda's career day paced a potent rushing attack, lifting Pitt to a 45-24 victory over FCS foe Rhode Island...Abanikanda ran for a career-high 177 yards and four TDs on 19 carries (9.3 avg.)... it was his third consecutive 100-yard effort, the first time a Pitt back accomplished that feat since Darrin Hall in 2017...it was also the first time a Pitt player rushed for that many TDs since Hall also tallied four against North Carolina in 2017...the Panthers (3-1) compiled a season-high 271 rushing yards, while limiting Rhody to just 63... Kedon Slovis returned as the Panthers' starting quarterback, his first appearance since the first half of the Tennessee game, and completed 20-of-27 passes for 189 yards...M.J. Devonshire opened the scoring with an 82-yard punt return touchdown, Pitt's first non-blocked punt return TD since Rafael Araujo-Lopes' 86-yarder at UCF in 2018... Calijah Kancey had 1.5 sacks...Pitt improved to 20-1 all-time against FCS opponents...this was the first meeting between the Panthers and Rhode Island (2-2)...Pat Narduzzi, a 1990 URI grad, notched his 56th coaching win, third all-time at Pitt (tied with John Michelosen).

RHODE ISLAND	7	7	3	7	24
PITT	14	10	7	14	45

First Quarter

PITT — Devonshire 82-yard punt return (Sauls kick) 12:18
PITT — Abanikanda 67-yard run (Sauls kick) 6:03
URI — DeShields 63-yard run (Leonard kick) 5:09

Second Quarter

PITT — Abanikanda 12-yard run (Sauls kick) 12:28
PITT — Sauls 31-yard field goal 3:39
URI — DeShields 1-yard run (Leonard kick) 0:50

Third Quarter

PITT — Abanikanda 24-yard run (Sauls kick) 9:18
URI — Leonard 34-yard field goal 0:56

Fourth Quarter

PITT — Abanikanda 13-yard run (Sauls kick) 8:32
URI — Savedge 15-yard pass from Hill (Leonard kick) 1:21
PITT — Davis 18-yard run (Sauls kick) 1:11

Team Stats	URI	PITT
First Downs	16	25
Rushes-Yards	22-63	41-271
Comp-Att-Int	17-30-0	20-27-0
Passing Yards	223	189
Total Yards	286	460
Punt Returns-Yards	1-0	3-75
Kick Returns-Yards	2-36	4-49
Interceptions-Yards	0-0	0-0
Fumbles-Lost	0-0	2-0
Punts-Average	5-43.6	1-34.0
Penalties-Yards	7-50	9-97
Third Down Conv.	5-13	10-14
Fourth Down Conv.	2-2	1-2
Sacks By-Yards	0-0	4-30
Possession Time	24:51	35:09

Rushing

URI — DeShields 10-82, 2 TD; Smith 4-1; Lee 1-0; Sloat 1-(-8); Hill 6-(-12).
PITT — Abanikanda 19-177, 4 TD; Davis 7-51, 1 TD; Carter 7-19; Flemister 4-13; Slovis 1-7; Means 1-6; Team 2-(-2).

Passing

URI — Hill 17-30-0, 223 yards, 1 TD.
PITT — Slovis 20-27-0, 189 yards.

Receiving

URI — Summers 4-55; Lee 3-28; Warren 2-50; Woods 2-50; Savedge 2-23, 1 TD; Erby 2-6; Sloat 1-13; Smith 1-(-2).
PITT — Means 6-38; Mumpfield 5-42; Davis 3-34; Bradley 2-4; Johnson 1-41; Abanikanda 1-19; Thomson 1-8; Bartholomew 1-3.

2022 PITT GAME-BY-GAME REVIEW



GEORGIA TECH 26 #24/24 PITT 21

Oct. 1, 2022 • Acrisure Stadium • Attendance: 46,972

Turnovers, penalties and a stagnant offense early on doomed Pitt to a 26-21 loss to Georgia Tech on a wet night at Acrisure Stadium...the Panthers (3-2, 0-1) lost their ACC opener for the first time since 2019, while the Yellow Jackets (2-3, 1-1) ended a nine-game losing streak against FBS competition...defenses dominated the first three quarters before a late flurry of scoring produced a tense finish...Pitt QB Kedon Slovis passed for 305 yards and three scores, with two going to Jaden Bradley in the last two minutes as the Panthers attempted to rally...but the Yellow Jackets converted three second-half turnovers into 13 points and kept multiple drives alive thanks to untimely Pitt penalties...the Panthers piled up 11 TFLs and four sacks, but couldn't get the stop they needed in the frantic fourth quarter...DT Calijah Kancey amassed a career-best 3.5 tackles for loss with a sack...Pitt fell to Georgia Tech for the first time since 2017.

GEORGIA TECH	3	3	3	17	26
PITT	0	7	0	14	21

First Quarter

GT — Stewart 37-yard field goal 11:14

Second Quarter

GT — Stewart 33-yard field goal 2:50

PITT — Bartholomew 29-yard pass from Slovis (Sauls kick) 1:04

Third Quarter

GT — Stewart 40-yard field goal 8:36

Fourth Quarter

GT — Stewart 30-yard field goal 12:40

GT — Jenkins 21-yard pass from Sims (Stewart kick) 10:30

PITT — Bradley 26-yard pass from Slovis (Sauls kick) 1:57

GT — Sims 18-yard run (Stewart kick) 1:25

PITT — Bradley 18-yard pass from Slovis (Sauls kick) 0:16

Team Stats	GT	PITT
First Downs	17	25
Rushes-Yards	44-232	31-106
Comp-Att-Int	11-27-0	26-45-1
Passing Yards	102	305
Total Yards	334	411
Punt Returns-Yards	0-0	5-26
Kick Returns-Yards	1-4	3-72
Interceptions-Yards	1-0	0-0
Fumbles-Lost	1-0	2-2
Punts-Average	6-45.5	6-38.0
Penalties-Yards	4-43	12-75
Third Down Conv.	5-17	2-12
Fourth Down Conv.	0-1	1-2
Sacks By-Yards	2-13	4-27
Possession Time	31:04	28:56

Rushing

GT — Hall 20-157; Sims 19-81, 1 TD; McDuffie 2-4; Smith 1-0; Team 1-(-1); McCollum 1-(-9).

PITT — Davis 15-80; Abanikanda 10-31; Flemister 2-4; Team 1-(-1); Slovis 3-(-8).

Passing

GT — Sims 11-26-0, 102 yards, 1 TD; McCollum 0-1-0, 0 yards.

PITT — Slovis 26-45-1, 305 yards, 3 TD.

Receiving

GT — McCollum 3-24; Leonard 3-15; Jenkins 2-54, 1 TD; Hall 2-4; Carter 1-5.

PITT — Mumpfield 7-75; Wayne 6-89; Bartholomew 3-55, 1 TD; Davis 3-14; Bradley 2-44, 2 TD; Johnson 2-20; Means 1-15; Jacoby 1-3; Minor 1-(-10).

PITT 45 VIRGINIA TECH 29

Oct. 8, 2022 • Acrisure Stadium • Attendance: 54,677

Israel Abanikanda achieved the most prolific rushing effort in Pitt history to spark a 45-29 Homecoming victory over Virginia Tech...Abanikanda broke Tony Dorsett's Pitt single-game rushing record (303 vs. Notre Dame) that had stood since 1975, finishing with 320 yards on the ground...he also tied the Pitt and ACC record with six rushing touchdowns...the Pitt rush TD record was initially set in 1910 (Norman Budd vs. Ohio), while the ACC mark was set by North Carolina's Kelvin Bryant (1981 vs. East Carolina)...the Panthers (4-2, 1-1) earned their first ACC win of the season...the Hokies (2-4, 1-2) led 16-7 but Pitt's rushing attack took over the game, spurring the Panthers to 24 unanswered points...Pitt's defense also made some timely plays...Erick Hallett II pulled in his third interception of the season...in a two-point game in the fourth quarter, John Morgan III's devastating hit forced a fumble that was recovered by Shayne Simon...Pitt never looked back as Abanikanda scored on two of the next three offensive plays...his sixth rushing score was an 80-yarder that sealed the win and marked Pitt's longest scrimmage play of the season to date...Pitt improved to 7-1 versus the Hokies at Acrisure Stadium.

VIRGINIA TECH	6	10	7	6	29
PITT	7	10	14	14	45

First Quarter

PITT — Abanikanda 38-yard run (Sauls kick) 3:53

VT — Thomas 5-yard run (Ross kick blocked) 2:50

Second Quarter

VT — Ross 18-yard field goal 11:59

VT — King 19-yard run (Ross kick) 10:45

PITT — Abanikanda 17-yard run (Sauls kick) 7:14

PITT — Sauls 47-yard field goal 4:11

Third Quarter

PITT — Abanikanda 29-yard run (Sauls kick) 9:54

PITT — Abanikanda 5-yard run (Sauls kick) 6:48

VT — Lofton 43-yard pass from Wells (Ross kick) 0:30

Fourth Quarter

VT — Johnson blocked punt recovery in end zone (Wells pass failed) 13:25

PITT — Abanikanda 10-yard run (Sauls kick) 10:40

PITT — Abanikanda 80-yard run (Sauls kick) 7:56

Team Stats	VT	PITT
First Downs	21	25
Rushes-Yards	30-126	43-326
Comp-Att-Int	25-47-1	15-28-1
Passing Yards	277	170
Total Yards	403	496
Punt Returns-Yards	5-17	0-0
Kick Returns-Yards	0-0	3-44
Interceptions-Yards	1-0	1-1
Fumbles-Lost	1-1	0-0
Punts-Average	9-32.7	7-33.7
Penalties-Yards	8-74	9-76
Third Down Conv.	4-16	6-15
Fourth Down Conv.	0-0	0-1
Sacks By-Yards	1-12	3-20
Possession Time	27:29	32:31

Rushing

VT — Thomas 15-84, 1 TD; King 5-26, 1 TD; Wells 9-15; Holston 1-1.

PITT — Abanikanda 36-320, 6 TD; Carter 1-11; Davis 4-3; Slovis 2-(-8).

Passing

VT — Wells 25-47-1, 277 yards, 1 TD.

PITT — Slovis 15-28-1, 170 yards.

Receiving

VT — Smith 9-152; Wright 5-47; Thomas 5-14; Lofton 2-47, 1 TD; King 2-11; Blue 1-8; Black 1-2.

PITT — Bradley 5-66; Wayne 4-36; Bartholomew 3-41; Means 2-13; Johnson 1-14.

2022 PITT GAME-BY-GAME REVIEW



LOUISVILLE 24 PITT 10

Oct. 22, 2022 • Cardinal Stadium • Attendance: 41,840

Pitt's seven-game road winning streak was snapped with a 24-10 setback at Louisville...the Panthers held a 10-7 lead at the end of the third quarter but gave up 17 unanswered points in the final period...four Pitt turnovers proved crucial...the last one, a sack strip by the Cardinals (4-3, 2-3), resulted in a 59-yard fumble return touchdown by Kei'Trel Clark with 3:03 to play and iced the final result...the Panthers (4-3, 1-2) actually finished with statistical advantages in total yards (326 to 312) and first downs (19 to 14)...once again, Israel Abanikanda was Pitt's biggest offensive spark, rushing for 129 yards and a touchdown on 28 carries (4.6 avg.)...it marked his fifth 100-yard rushing effort of the season, the most by a Pitt player since 2016 (James Conner, who had six)...Abanikanda also added a team-high 50 receiving yards on three catches...linebacker SirVocea Dennis led a solid Pitt defensive effort with six stops, two TFLs and an 11-yard sack...cornerback A.J. Woods forced Pitt's only turnover on an interception in the third quarter...the Panthers parlayed the INT into a 37-yard field goal by Ben Sauls to take a 10-7 lead before the Cardinals seized control...Pitt lost on the road for the first time since November 2020.

PITT	7	0	3	0	10
LOUISVILLE	0	7	0	17	24

First Quarter

PITT — Abanikanda 12-yard run (Sauls kick) 3:12

Second Quarter

LOU — Ford 25-yard pass from Cunningham (Turner kick) 14:55

Third Quarter

PITT — Sauls 37-yard field goal 1:47

Fourth Quarter

LOU — Lifson 9-yard pass from Cunningham (Turner kick) 9:45

LOU — Turner 48-yard field goal 4:21

LOU — Clark 59-yard fumble return (Turner kick) 3:03

Team Stats	PITT	LOU
First Downs	19	14
Rushes-Yards	37-168	30-122
Comp-Att-Int	16-29-2	13-27-1
Passing Yards	158	190
Total Yards	326	312
Punt Returns-Yards	3-(-3)	1-0
Kick Returns-Yards	0-0	0-0
Interceptions-Yards	1-27	2-28
Fumbles-Lost	4-2	0-0
Punts-Average	4-37.5	6-42.8
Penalties-Yards	7-57	6-70
Third Down Conv.	4-11	4-13
Fourth Down Conv.	0-2	0-2
Sacks By-Yards	2-14	2-6
Possession Time	32:32	27:28

Rushing

PITT — Abanikanda 28-129, 1 TD; Hammond 5-38; Davis 1-8; Team 1-(-1); Slovis 2-(-6).

LOU — Cooley 11-75; Cunningham 9-46; Jordan 5-13; Mitchell 1-2; Team 2-(-4); Domann 2-(-10).

Passing

PITT — Slovis 16-29-2, 158 yards.

LOU — Cunningham 10-21-1, 122 yards, 2 TD; Domann 2-5-0, 35 yards; Smith 1-1-0, 33 yards.

Receiving

PITT — Abanikanda 3-50; Bartholomew 2-24; Wayne 2-21; Davis 2-16; Mumpfield 2-10; Thomson 1-19; Carter 1-8; Johnson 1-7; Barden 1-5; Hammond 1-(-2).

LOU — Hudson 5-71; Ford 2-27, 1 TD; Cooley 2-14; Cunningham 1-33; Bell 1-29; Lifson 1-9, 1 TD; Smith 1-7.

#21/21 NORTH CAROLINA 42 PITT 24

Oct. 29, 2022 • Kenan Stadium • Attendance: 50,500

Pitt's frustrations in Chapel Hill continued with a 42-24 defeat to Coastal-leading North Carolina (7-1, 4-0)...the Panthers fell to 0-7 at UNC, which entered this contest ranked No. 21 in both major polls...Pitt (4-4, 1-3) gained a 24-14 lead early in the third quarter when Israel Abanikanda scored on a 22-yard run...it was Abanikanda's third rushing TD of the game but would be the Panthers' final score...the Tar Heels responded to the 10-point deficit with four unanswered touchdowns to seize the victory...Drake Maye fueled North Carolina by throwing for 388 yards and five TDs on 34-of-44 passing...his top target was Antoine Green, who had 10 catches for 180 yards (18.0 avg.) and two touchdowns...Pitt failed to generate a consistent pass rush in the second half, a challenge compounded by the loss of Calijah Kancey late in the second quarter due to a targeting infraction...Abanikanda finished with 127 yards on 26 attempts (4.9 avg.) and eclipsed 1,000 yards for the season...he became the first Pitt player to reach that milestone since 2018...Jared Wayne compiled a career-high 161 yards on seven catches (23.0 avg.).

PITT	7	10	7	0	24
NORTH CAROLINA	7	7	7	21	42

First Quarter

PITT — Abanikanda 6-yard run (Sauls kick) 11:30

UNC — A. Green 16-yard pass from Maye (Burnette kick) 4:46

Second Quarter

PITT — Abanikanda 4-yard run (Sauls kick) 13:20

PITT — Sauls 47-yard field goal 5:14

UNC — Paysour 1-yard pass from Maye (Burnette kick) 3:33

Third Quarter

PITT — Abanikanda 22-yard run (Sauls kick) 10:07

UNC — Downs 13-yard pass from Maye (Burnette kick) 6:05

Fourth Quarter

UNC — E. Green 2-yard run (Burnette kick) 14:07

UNC — Downs 25-yard pass from Maye (Burnette kick) 10:46

UNC — A. Green 13-yard pass from Maye (Burnette kick) 9:07

Team Stats	PITT	UNC
First Downs	14	26
Rushes-Yards	30-131	30-86
Comp-Att-Int	14-31-0	34-45-0
Passing Yards	236	388
Total Yards	367	474
Punt Returns-Yards	3-13	1-23
Kick Returns-Yards	2-35	1-14
Interceptions-Yards	0-0	0-0
Fumbles-Lost	2-1	1-0
Punts-Average	6-40.3	4-46.0
Penalties-Yards	5-48	6-52
Third Down Conv.	6-15	4-11
Fourth Down Conv.	0-1	2-3
Sacks By-Yards	2-11	1-10
Possession Time	28:32	31:28

Rushing

PITT — Abanikanda 26-127, 3 TD; Hammond 3-14; Slovis 1-(-10).

UNC — Maye 14-61; E. Green 8-18, 1 TD; Hampton 4-13; Hood 1-(-3); Team 3-(-3).

Passing

PITT — Slovis 14-31-0, 236 yards.

UNC — Maye 34-44-0, 388 yards, 5 TD; Criswell 0-1-0, 0 yards.

Receiving

PITT — Wayne 7-161; Mumpfield 4-22; Means 3-53.

UNC — Downs 11-102, 2 TD; A. Green 10-180, 2 TD; E. Green 3-14; Copenhaver 3-13; Morales 2-30; Blackwell 1-18; Hampton 1-15; Jones 1-12; Hood 1-3; Paysour 1-1, 1 TD.

2022 PITT GAME-BY-GAME REVIEW



PITT 19 #22/22 SYRACUSE 9

Nov. 5, 2022 • Acrisure Stadium • Attendance: 50,888

Pitt used one of its finest defensive performances in recent memory to smother Syracuse and claim a 19-9 win...the Panthers limited the No. 22 Orange to 145 total yards, including a mere 25 on the ground... Sean Tucker, the ACC's second-leading rusher at 94.8 yards per game, netted just 19 yards on 10 carries (1.9 avg.)...Pitt (5-4, 2-3) collected a season-high six sacks, led by Deslin Alexandre's 2.5...Alexandre was responsible for the game's final points when he sacked Carlos Del Rio-Wilson in the end zone for a safety with 1:35 left...offensively, the Panthers were sparked by Rodney Hammond Jr., who replaced injured starter Israel Abanikanda in the lineup, and rushed for a career-high 124 yards...Hammond's six-yard scoring run early in the second quarter put Pitt up 7-3, a lead the Panthers would not relinquish the rest of the game...Jared Wayne finished with 102 yards receiving on six catches, his second consecutive 100-yard effort...it was Pitt's 18th win in the past 21 games against the Orange...the Panthers beat Syracuse (6-3, 3-2) for the 10th consecutive time in Pittsburgh...Pitt topped a ranked foe for the seventh straight year under Pat Narduzzi.

SYRACUSE	3	3	0	3	9
PITT	0	10	7	2	19

First Quarter

SU — Szmyt 23-yard field goal 0:26

Second Quarter

PITT — Hammond 6-yard run (Sauls kick) 10:26

SU — Szmyt 48-yard field goal 3:44

PITT — Sauls 43-yard field goal 0:05

Third Quarter

PITT — Flemister 1-yard run (Sauls kick) 1:49

Fourth Quarter

SU — Szmyt 49-yard field goal 4:52

PITT — Safety (Alexandre sacked Del Rio-Wilson) 1:35

Team Stats	SU	PITT
First Downs	10	18
Rushes-Yards	25-25	48-161
Comp-Att-Int	8-23-0	16-24-2
Passing Yards	120	176
Total Yards	145	337
Punt Returns-Yards	3-14	2-29
Kick Returns-Yards	1-35	2-28
Interceptions-Yards	2-0	0-0
Fumbles-Lost	1-0	2-0
Punts-Average	7-40.3	7-36.9
Penalties-Yards	4-25	9-79
Third Down Conv.	3-14	7-16
Fourth Down Conv.	0-0	0-0
Sacks By-Yards	1-12	6-27
Possession Time	23:15	36:45

Rushing

SU — Tucker 10-19; Del Rio-Wilson 14-7; Team 1-(-1).

PITT — Hammond 28-124, 1 TD; Flemister 12-42, 1 TD; Davis 2-8; Team 3-(-3); Slovis 3-(-10).

Passing

SU — Del Rio-Wilson 8-23-0, 120 yards.

PITT — Slovis 16-23-1, 176 yards; Wayne 0-1-1, 0 yards.

Receiving

SU — Alford 2-48; Tucker 2-3; Adams 1-45; Pena 1-12; Cooper 1-7; Mang 1-5.

PITT — Wayne 6-102; Mumpfield 6-59; Davis 1-8; Bartholomew 1-4; Wright 1-3; Hammond 1-0.

PITT 37 VIRGINIA 7

Nov. 12, 2022 • Scott Stadium • Attendance: 36,529

Incredibly, Pitt returned interceptions for touchdowns on the first two plays from scrimmage and never looked back in a 37-7 rout at Virginia... M.J. Devonshire's interception of Brennan Armstrong and 29-yard return gave the Panthers a 7-0 lead just five seconds in...following a touchback, Marquis Williams picked off Armstrong, returning it for a 39-yard score and 14-0 lead at the 14:44 mark...Pitt posted two pick sixes in a game for the first time since 2006...the Panthers (6-4, 3-3) collected eight sacks, including a career-high three by Calijah Kancey... Pitt held Virginia to minus-8 yards rushing, the lowest ground total yielded by the Panthers in a game since 2001 (minus-36 vs. Temple)... after sitting out the Syracuse game due to injury, Israel Abanikanda made a healthy return and rushed for 121 yards and a touchdown...it was his seventh 100-yard game of the season, the most by a Pitt back since James Conner also had seven in 2014...QB Kedon Slovis was an efficient 14 of 24 for 208 yards, including a 31-yard TD to Bub Means that gave Pitt a 28-0 lead in the opening period...Ben Sauls kicked three second-half field goals and tallied a personal-high 13 points for the game (3-4 FG, 4-4 PAT)...the 30-point margin of victory was Pitt's largest in the 14-game series...the Panthers improved to 10-4 all-time vs. the Cavaliers (3-7, 1-6), winning for the sixth time in seven games.

PITT	28	0	3	6	37
VIRGINIA	0	0	7	0	7

First Quarter

PITT — Devonshire 29-yard interception return (Sauls kick) 14:55

PITT — Williams 39-yard interception return (Sauls kick) 14:44

PITT — Abanikanda 1-yard run (Sauls kick) 8:04

PITT — Means 31-yard pass from Slovis (Sauls kick) 2:33

Second Quarter

No scoring

Third Quarter

PITT — Sauls 25-yard field goal 7:21

UVA — Fields 9-yard pass from Armstrong (Bettridge kick) 3:48

Fourth Quarter

PITT — Sauls 27-yard field goal 8:21

PITT — Sauls 39-yard field goal 2:23

Team Stats	PITT	UVA
First Downs	21	15
Rushes-Yards	48-189	24-(-8)
Comp-Att-Int	14-24-0	17-33-2
Passing Yards	208	152
Total Yards	397	144
Punt Returns-Yards	6-85	1-0
Kick Returns-Yards	0-0	0-0
Interceptions-Yards	2-68	0-0
Fumbles-Lost	2-0	0-0
Punts-Average	4-37.8	8-51.1
Penalties-Yards	9-82	1-5
Third Down Conv.	6-15	2-13
Fourth Down Conv.	1-1	1-2
Sacks By-Yards	8-69	0-0
Possession Time	36:02	23:58

Rushing

PITT — Abanikanda 24-121, 1 TD; Hammond 13-39; Flemister 8-38; Team 3-(-9).

UVA — Hollins 8-23; Walker 4-10; Brown 2-5; Armstrong 10-(-46).

Passing

PITT — Slovis 14-24-0, 208 yards, 1 TD.

UVA — Armstrong 17-33-2, 152 yards, 1TD.

Receiving

PITT — Mumpfield 7-60; Means 3-90, 1 TD; Wayne 2-40; Davis 1-10; Abanikanda 1-8.

UVA — Fields 5-58, 1 TD; Kemp 4-38; Wilson 3-25; Hollins 3-22; Wood 1-5; Brown 1-4.

2022 PITT GAME-BY-GAME REVIEW



PITT 28 DUKE 26

Nov. 19, 2022 • Acrisure Stadium • Attendance: 45,362

Pitt's mastery of Duke continued with a 28-26 win on Senior Day...a defensive TD and 2-point conversion proved the difference...Brandon Hill scooped up a fumble forced by David Green and returned it 30 yards for a touchdown...Israel Abanikanda's subsequent 2-point conversion run gave the Panthers a 28-14 lead with 13:30 left...it was Pitt's fifth defensive TD of the season, tying the team record...Duke would rally with two touchdowns and trailed by two points with 47 seconds left...the Blue Devils' conversion attempt—a reverse pass—was snuffed out by SirVocea Dennis...Pitt (7-4, 4-3) defeated Duke for the seventh straight time...Abanikanda rushed for 113 yards and a touchdown on 17 carries (6.6 avg.)...it was his eighth 100-yard game of the season, the most by a Pitt player since Dion Lewis in 2009...Duke (7-4, 4-3) mustered just 63 rushing yards but stayed in contention thanks to the play of QB Riley Leonard, who threw for 290 yards and three scores, and Jordan Moore, who had 14 catches for 199 yards...kicker Ben Sauls also keyed the result, booming field goals of 47 and 51 yards under blustery and cold conditions...Pat Narduzzi earned his 60th win at Pitt, tying him for second all-time with the legendary Glenn Scobey "Pop" Warner.

DUKE	7	7	0	12	26
PITT	10	10	0	8	28

First Quarter

PITT — Sauls 47-yard field goal 12:08
DUKE — Calhoun 28-yard pass from Leonard (Pelino kick) 3:28
PITT — Abanikanda 6-yard run (Sauls kick) 1:25

Second Quarter

PITT — Sauls 51-yard field goal 9:12
DUKE — Leonard 1-yard run (Pelino kick) 3:01
PITT — Wayne 15-yard pass from Slovis (Sauls kick) 0:10

Third Quarter

No scoring

Fourth Quarter

PITT — Hill 30-yard fumble return (Sauls kick) 13:30
DUKE — Moore 49-yard pass from Leonard (Leonard pass failed) 9:28
DUKE — Coleman 19-yard pass from Leonard (Moore sacked) 0:47

Team Stats	DUKE	PITT
First Downs	18	16
Rushes-Yards	27-63	33-120
Comp-Att-Int	24-45-0	15-32-2
Passing Yards	290	190
Total Yards	353	310
Punt Returns-Yards	1-(-4)	2-15
Kick Returns-Yards	3-44	4-24
Interceptions-Yards	2-33	0-0
Fumbles-Lost	3-2	2-0
Punts-Average	6-39.3	5-35.4
Penalties-Yards	3-35	8-80
Third Down Conv.	7-18	6-15
Fourth Down Conv.	3-5	0-1
Sacks By-Yards	1-8	1-12
Possession Time	33:50	26:10

Rushing

DUKE — Waters 7-35; Coleman 12-33; Team 1-(-1); Leonard 7-(-4), 1 TD.
PITT — Abanikanda 17-113, 1 TD; Hammond 9-21; Flemister 2-7; Means 1-2; Slovis 2-0; Team 2-(-23).

Passing

DUKE — Leonard 24-45-0, 290 yards, 3 TD.
PITT — Slovis 15-32-2, 190 yards, 1 TD.

Receiving

DUKE — Moore 14-199, 1 TD; Calhoun 4-52, 1 TD; Hagans 3-18; Coleman 2-18, 1 TD; Finney 1-3.
PITT — Mumpfield 5-36; Wayne 4-93, 1 TD; Abanikanda 2-21; Bartholomew 2-19; Means 1-20; Carter 1-1.

PITT 42 MIAMI 16

Nov. 26, 2022 • Hard Rock Stadium • Attendance: 46,428

Pitt closed its 2022 regular season with a resounding 42-16 win at Miami...the Panthers (8-4, 5-3) completed a second consecutive undefeated November, extending their winning streak to eight games during that month...Pitt bolted out to a 28-0 halftime lead for the second time in as many road games...Israel Abanikanda and Jared Wayne each scored twice in the opening half to subdue the host Hurricanes (5-7, 3-5)...Wayne had a career game with 11 catches for 205 yards and three TDs...his receiving yardage was the most by a Pitt player since 2003 (Larry Fitzgerald's 207 at Rutgers)...even without Calijah Kancey, Pitt's pass rush altered the game, tallying six sacks and hurrying multiple Miami QBs into throwing costly interceptions...Dayon Hayes had a standout performance with four TFLs and three sacks...on the game's opening drive, SirVocea Dennis' 67-yard INT return flipped the field and set up Pitt's opening touchdown...Javon McIntyre also recorded his first career interception...Abanikanda posted his ninth 100-yard game of the season and added to his FBS-leading TD tally...the Panthers produced a season-high 510 yards...the 26-point margin of victory was Pitt's largest in 42 meetings with Miami.

PITT	14	14	7	7	42
MIAMI	0	0	3	13	16

First Quarter

PITT — Abanikanda 2-yard run (Sauls kick) 10:13
PITT — Wayne 66-yard pass from Slovis (Sauls kick) 0:50

Second Quarter

PITT — Abanikanda 11-yard run (Sauls kick) 11:46
PITT — Wayne 26-yard pass from Slovis (Sauls kick) 0:31

Third Quarter

MIAMI — Borregales 25-yard field goal 6:22
PITT — Wayne 7-yard pass from Slovis (Sauls kick) 0:36

Fourth Quarter

MIAMI — Mallory 4-yard pass from Garcia (Garcia pass failed) 11:52
PITT — Flemister 26-yard run (Sauls kick) 9:16
MIAMI — Restrepo 4-yard pass from Garcia (Borregales kick) 7:22

Team Stats	PITT	MIAMI
First Downs	27	20
Rushes-Yards	35-248	27-106
Comp-Att-Int	18-28-1	23-39-2
Passing Yards	262	279
Total Yards	510	385
Punt Returns-Yards	3-16	1-12
Kick Returns-Yards	1-21	3-43
Interceptions-Yards	2-67	1-4
Fumbles-Lost	7-1	2-1
Punts-Average	3-43.7	4-46.8
Penalties-Yards	5-65	8-80
Third Down Conv.	4-8	3-12
Fourth Down Conv.	0-1	0-2
Sacks By-Yards	6-44	0-0
Possession Time	32:18	27:42

Rushing

PITT — Abanikanda 15-111, 2 TD; Flemister 7-89, 1 TD; Hammond 10-56; Team 3-(-8).
MIAMI — Knighton 7-72; Parrish 7-36; Chaney 2-8; Borregales 1-7; Ladson 1-2; Brown 2-(-4); Garcia 7-(-15).

Passing

PITT — Slovis 18-28-1, 262 yards, 3 TD.
MIAMI — Garcia 17-28-0, 192 yards, 2 TD; Van Dyke 4-8-1, 83 yards; Brown 2-3-1, 4 yards.

Receiving

PITT — Wayne 11-205, 3 TD; Mumpfield 3-29; Abanikanda 2-8; Hammond 1-12; Bartholomew 1-8.
MIAMI — Mallory 9-103, 1 TD; Restrepo 4-22, 1 TD; George 3-39; Smith 2-9; Brinson 1-58; Redding 1-34; Knighton 1-10; Brantley 1-4; Young 1-0.

RUSHING INDIVIDUAL

200 yards rushing:

By Pitt: 320, Israel Abanikanda vs. Virginia Tech, 10-8-20 (36 att., 6 TD).
By Opponent: 224, Justin Jackson, Northwestern, 12-28-16 (Pinstripe Bowl) (32 att., 3 TD).

300 yards rushing:

By Pitt: 320, Israel Abanikanda vs. Virginia Tech, 10-8-20 (36 att., 6 TD).
By Opponent: DNA

30 or more rushing attempts:

By Pitt: 36, Israel Abanikanda vs. Virginia Tech, 10-8-22 (320 yards, 6 TD).
By Opponent: 32, AJ Dillon, Boston College, 11-30-19 (178 yards, 1 TD).

Three rushing touchdowns:

By Pitt: Israel Abanikanda at North Carolina, 10-29-22.
By Opponent: Justin Jackson, Northwestern, 12-28-16 (Pinstripe Bowl).

Four rushing touchdowns:

By Pitt: Israel Abanikanda (6) vs. Virginia Tech, 10-8-22.
By Opponent: Rennie Childs, Oklahoma State, 9-17-16.

50+ yard touchdown run:

By Pitt: 80, Israel Abanikanda vs. Virginia Tech, 10-8-22.
By Opponent: 63, Marques DeShields, Rhode Island, 9-24-22.

60+ yard touchdown run:

By Pitt: 80, Israel Abanikanda vs. Virginia Tech, 10-8-22.
By Opponent: 63, Marques DeShields, Rhode Island, 9-24-22.

70+ yard touchdown run:

By Pitt: 80, Israel Abanikanda vs. Virginia Tech, 10-8-22.
By Opponent: 88, Jordan Travis, Florida State, 11-7-20.

80+ yard touchdown run:

By Pitt: 80, Israel Abanikanda vs. Virginia Tech, 10-8-22.
By Opponent: 88, Jordan Travis, Florida State, 11-7-20.

90+ yard touchdown run:

By Pitt: 97, Qadree Ollison vs. Virginia Tech, 11-10-18.
By Opponent: 96, Antowain Smith, Houston, 9-14-96.

Two 100-yard rushers:

By Pitt: 11-10-18 vs. Virginia Tech, Qadree Ollison (235) and Darrin Hall (186).
By Opponent: 9-23-17, Georgia Tech, KirVonte Benson (196) and TaQuon Marshall (112).

Three 100-yard rushers:

By Pitt: 12-26-75 vs. Kansas (Sun Bowl), Tony Dorsett (142), Elliott Walker (123) and Robert Haygood (101).
By Opponent: DNA

Five different rushers with a touchdown:

By Pitt: 9-4-21 vs. UMass, A.J. Davis, Vincent Davis, Israel Abanikanda, Nick Patti and Daniel Carter.
By Opponent: Georgia Tech, 10-25-14, Broderick Snoddy (3), Justin Thomas, Tony Zenon, Matt Connors and Deon Hill.

PASSING INDIVIDUAL

300 yards passing:

By Pitt: 305, Kedon Slovis vs. Georgia Tech, 10-1-22 (26-for-45, 3 TD, 1 INT).
By Opponent: 388, Drake Maye, North Carolina, 10-29-22 (34-for-44, 5 TD, 0 INT).

400 yards passing:

By Pitt: 416, Kenny Pickett at Duke, 11-6-21 (28-for-43, 3 TD).
By Opponent: 487, Brennan Armstrong, Virginia, 11-20-21 (36-for-49, 3 TD, 1 INT).

Four touchdown passes:

By Pitt: Kenny Pickett at Syracuse, 11-27-21.
By Opponent: Drake Maye (5), North Carolina, 10-29-22.

Five touchdown passes:

By Pitt: Kenny Pickett vs. New Hampshire, 9-25-21.
By Opponent: Drake Maye, North Carolina, 10-29-22.

Six touchdown passes:

By Pitt: Kenny Pickett vs. Western Michigan, 9-18-21.
By Opponent: Mike Teel, Rutgers, 10-25-08.

Seven touchdown passes:

By Pitt: Pete Gonzalez at Rutgers, 10-25-97.
By Opponent: DNA

60+ yard TD pass:

By Pitt: 66, at Miami, 11-26-22, Kedon Slovis to Jared Wayne.
By Opponent: 76, North Carolina, 11-11-21, Sam Howell to Antoine Green.

70+ yard TD pass:

By Pitt: 75, vs. NC State, 10-3-20, Kenny Pickett to Jordan Addison.
By Opponent: 76, North Carolina, 11-11-21, Sam Howell to Antoine Green.

80+ yard TD pass:

By Pitt: 96, vs. Eastern Michigan, 12-26-19 (Quick Lane Bowl), Kenny Pickett to Maurice Ffrench.
By Opponent: 94, Syracuse, 10-18-19, Clayton Welch to Taj Harris.

90+ yard TD pass:

By Pitt: 96, vs. Eastern Michigan, 12-26-19 (Quick Lane Bowl), Kenny Pickett to Maurice Ffrench.
By Opponent: 94, Syracuse, 10-18-19, Clayton Welch to Taj Harris.

45 or more pass attempts:

By Pitt: 26-for-45, Kedon Slovis vs. Georgia Tech, 10-1-22 (305 yards, 3 TD, 1 INT).
By Opponent: 24-for-45, Riley Leonard, Duke, 11-19-22 (290 yards, 3 TD, 0 INT).

30 or more pass completions:

By Pitt: 39-for-55, Kenny Pickett vs. Miami, 10-30-21 (519 yards, 3 TD, 2 INT).
By Opponent: 34-for-44, Drake Maye, North Carolina, 10-29-22 (388 yards, 5 TD, 0 INT).

RECEIVING INDIVIDUAL

100+ yards receiving:

By Pitt: 205, Jared Wayne (11 receptions, 3 TD) at Miami, 11-26-22.
By Opponent: 103, Will Mallory (9 receptions, 1 TD), Miami, 11-26-22.

150+ yards receiving:

By Pitt: 205, Jared Wayne (11 receptions, 3 TD) at Miami, 11-26-22.
By Opponent: 199, Jordan Moore (14 receptions, 1 TD), Duke, 11-19-22.

200+ yards receiving:

By Pitt: 205, Jared Wayne (11 receptions, 3 TD) at Miami, 11-26-22.
By Opponent: 202, Mike Williams, Clemson, 11-12-16 (15 receptions, 1 TD).

Two 100-yard receivers:

By Pitt: 121, Taysir Mack (5 receptions, 1 TD) and 117, Jordan Addison (6 receptions, 1 TD), at Georgia Tech, 10-2-21.
By Opponent: 180, Antoine Green (10 receptions, 2 TD) and 102, Josh Downs (11 receptions, 2 TD), North Carolina, 10-29-22.

10 or more receptions:

By Pitt: 11, Jared Wayne (205 yards, 3 TD) at Miami, 11-26-22.
By Opponent: 14, Jordan Moore (199 yards, 1 TD), Duke, 11-19-22.

Three receiving touchdowns:

By Pitt: Jared Wayne at Miami, 11-26-22.
By Opponent: Zay Flowers, Boston College, 10-10-20.

Four receiving touchdowns:

By Pitt: Jordan Addison vs. Virginia, 11-20-21.
By Opponent: Amba Etta-Tawo (5), Syracuse, 11-26-16.

60+ yard TD reception:

By Pitt: 66, at Miami, 11-26-22, Kedon Slovis to Jared Wayne.
By Opponent: 76, North Carolina, 11-11-21, Sam Howell to Antoine Green.

70+ yard TD reception:

By Pitt: 75, vs. NC State, 10-3-20, Kenny Pickett to Jordan Addison.
By Opponent: 76, North Carolina, 11-11-21, Sam Howell to Antoine Green.

80+ yard TD reception:

By Pitt: 96, vs. Eastern Michigan, 12-26-19 (Quick Lane Bowl), Kenny Pickett to Maurice Ffrench.
By Opponent: 94, Syracuse, 10-18-19, Clayton Welch to Taj Harris.

90+ yard TD reception:

By Pitt: 96, vs. Eastern Michigan, 12-26-19 (Quick Lane Bowl), Kenny Pickett to Maurice Ffrench.
By Opponent: 94, Syracuse, 10-18-19, Clayton Welch to Taj Harris.

COMBOS

100 yards rushing and 100 yards passing (one player):

By Pitt: Billy Daniels vs. Syracuse (165 rushing/121 passing), 11-3-73.
By Opponent: Keenan Reynolds, Navy (144 rushing/126 passing), 12-28-15 (Military Bowl).

100-yard rusher and 300-yard passer:

By Pitt: 11-20-21 vs. Virginia, Vincent Davis (100 rushing) and Kenny Pickett (340 passing).
By Opponent: 11-14-19, North Carolina, Antonio Williams (107 rushing) and Sam Howell (322 passing).

100-yard rusher and 400-yard passer:

By Pitt: 9-25-21 vs. New Hampshire, Rodney Hammond Jr. (100 rushing) and Kenny Pickett (403 passing).
By Opponent: 9-17-16, Oklahoma State, Rennie Childs (101 rushing) and Mason Rudolph (540 passing).

100-yard rusher, 100-yard receiver and 300-yard passer:

By Pitt: 11-20-21 vs. Virginia, Vincent Davis (100 rushing), Jordan Addison (202 receiving) and Kenny Pickett (340 passing).
By Opponent: 11-14-19, North Carolina, Antonio Williams (107 rushing), Dazz Newsome (170 receiving) and Sam Howell (322 passing).

200-yard rusher, 200-yard receiver and 300-yard passer:

By Pitt: 10-21-00 vs. Boston College, Kevan Barlow (209 rushing), Antonio Bryant (222 receiving) and John Turman (332 passing).
By Opponent: DNA

SCORING INDIVIDUAL

Three total touchdowns:

By Pitt: Jared Wayne (three receiving) at Miami, 11-26-22.
By Opponent: Zay Flowers, Boston College (three receiving), 10-10-20.

Four total touchdowns:

By Pitt: Israel Abanikanda (six rushing) vs. Virginia Tech, 10-8-22.
By Opponent: Amba Etta-Tawo (5), Syracuse (five receiving), 11-26-16.

Five total touchdowns:

By Pitt: Israel Abanikanda (six rushing) vs. Virginia Tech, 10-8-22.
By Opponent: Amba Etta-Tawo, Syracuse (five receiving), 11-26-16.

Two-point conversion (rushing):

By Pitt: Israel Abanikanda vs. Duke, 11-19-22.
By Opponent: Jalon Calhoun, Duke, 10-5-19.

Two-point conversion (passing):

By Pitt: Kenny Pickett to DJ Turner, at Georgia Tech, 12-10-20.
By Opponent: Payton Thorne to Jalen Nailor, Michigan State, 12-30-21 (Chick-fil-A Peach Bowl).

Defensive two-point conversion:

By Pitt: Doug Hetzler returned blocked PAT attempt at Syracuse, 9-22-90.
By Opponent: Matt Taffoni, West Virginia, interception return, 10-15-94.

Safety:

By Pitt: 11-5-22 vs. Syracuse (Deslin Alexandre sacked Carlos Del Rio-Wilson).
By Opponent: 11-6-21, Duke (Shaka Heyward, Caleb Oppan tackled Vincent Davis).

Two safeties in same game:

By Pitt: 9-13-14 at FIU (Punter Chris Ayers kicks ball out of end zone on bad snap; E.J. Hilliard intentional grounding in end zone).
By Opponent: DNA

One player throw, catch and rush for touchdown (same game):

By Pitt: Jawan Walker at Boston College, 11-1-03 (35-yard pass to Larry Fitzgerald; 47-yard catch from Rod Rutherford; 3-yard rush).
By Opponent: DNA

SPECIAL TEAMS INDIVIDUAL

Three field goals:

By Pitt: Ben Sauls at Virginia, 11-12-22.

By Opponent: Andre Szmyt, Syracuse, 11-5-22.

Four field goals:

By Pitt: Sam Scarton at Duke, 11-6-21.

By Opponent: Gavin Stewart, Georgia Tech, 10-1-22.

Five field goals:

By Pitt: Conor Lee at Notre Dame, 11-1-08.

By Opponent: Joey Slye (6), Virginia Tech, 10-27-16.

50-yard field goal:

By Pitt: 51, Ben Sauls vs. Duke, 11-19-22.

By Opponent: 51, Chase McGrath, Tennessee, 9-10-22.

55-yard field goal:

By Pitt: 58, Alex Kessman at Boston College, 10-10-20.

By Opponent: 57, Jordan Stout, Penn State, 9-14-19.

Missed PAT kick (not blocked):

By Pitt: Sam Scarton vs. North Carolina, 11-11-21.

By Opponent: Parker Sampson, Western Michigan, 9-18-21.

Blocked PAT kick:

By Pitt: Deandre Jules vs. Virginia Tech (VT kicker Will Ross), 10-8-22.

By Opponent: Carlos Basham, Wake Forest

(Pitt kicker Alex Kessman), 11-17-18.

70+ yard punt:

By Pitt: 73 yards, Kirk Christodoulou at Miami, 11-24-18.

By Opponent: 71 yards, Andrew Osteen, UCF, 9-21-19.

Blocked punt:

By Pitt: Habakkuk Baldonado vs. Virginia Tech, 10-8-22.

By Opponent: Chandler Rivers, Duke, 11-19-22.

Blocked punt for a touchdown:

By Pitt: Todd Sibley Jr. vs. Austin Peay, 11-yard return

(blocked by Todd Sibley Jr.), 9-12-20.

By Opponent: Nyke Johnson, Virginia Tech, recovered in end zone

(blocked by P.J. Prioleau), 10-8-22.

Blocked field goal:

By Pitt: SirVocea Dennis at Georgia Tech, 10-2-21.

By Opponent: Jahlil Taylor, North Carolina, 11-11-21.

Blocked field goal for a touchdown:

By Pitt: Bernard "Josh" Lay vs. Connecticut, 71 yards, 11-12-05.

By Opponent: Ronyell Whitaker, Virginia Tech, 71 yards, 11-3-01.

Kickoff return for a touchdown:

By Pitt: Israel Abanikanda vs. Virginia, 98 yards, 11-20-21.

By Opponent: Jaylen Stinson, Duke, 86 yards, 11-6-21.

Punt return for a touchdown (not blocked):

By Pitt: M.J. Devonshire vs. Rhode Island, 82 yards, 9-24-22.

By Opponent: Otis Anderson, UCF, 87 yards, 9-21-19.

DEFENSE INDIVIDUAL

15+ tackles:

By Pitt: 15, Matt Galambos vs. Northwestern (Military Bowl), 12-28-16.

By Opponent: 16, Mikel Jones, Syracuse, 11-27-21.

20+ tackles:

By Pitt: 20, H.B. Blades at Louisville, 11-3-05.

By Opponent: 20, David Bavaro, Syracuse, 12-3-88.

Three sacks:

By Pitt: 3, Dayon Hayes at Miami, 11-26-22.

By Opponent: 3, Greg Rousseau, Miami, 10-26-19.

Four sacks:

By Pitt: 5, Ejuan Price vs. Louisville, 11-21-15.

By Opponent: 4, Brandon Sharpe, Syracuse, 10-5-12.

Four tackles for loss:

By Pitt: 4, Dayon Hayes at Miami, 11-26-22.

By Opponent: 4, Quincy Roche, Miami, 10-17-20.

Two forced fumbles:

By Pitt: 2, Erick Hallett II at Miami, 11-26-22.

By Opponent: 2, Yasir Abdullah, Louisville, 9-26-20.

Two fumble recoveries:

By Pitt: 2, Rashad Weaver vs. Penn State, 9-8-18.

By Opponent: 2, Zaire Barnes, Western Michigan, 9-18-21.

Two interceptions:

By Pitt: Erick Hallett II at Western Michigan, 9-17-22.

By Opponent: Mario Goodrich, Clemson, 11-28-20.

Three interceptions:

By Pitt: Shawntae Spencer, vs. Ohio, 8-31-02.

By Opponent: Keion Carpenter, Virginia Tech, 9-26-98.

Interception return for a touchdown:

By Pitt: M.J. Devonshire (29 yards) and Marquis Williams (39 yards) at Virginia, 11-12-22.

By Opponent: Cal Haladay, Michigan State, 78 yards, 12-30-21

(Chick-fil-A Peach Bowl).

Two interception returns for touchdowns (same game):

By Pitt: M.J. Devonshire (29 yards) and Marquis Williams (39 yards) at Virginia, 11-12-22.

By Opponent: USF, Nate Allen, 37 yards, followed by Trae Williams, 21 yards, 11-24-07.

Fumble return for a touchdown:

By Pitt: Brandon Hill vs. Duke, 30 yards, 11-19-22.

By Opponent: Kei'Trel Clark, Louisville, 59 yards, 10-22-22.

Two defensive touchdowns (same game):

By Pitt: M.J. Devonshire (29-yard interception return) and Marquis Williams (39-yard interception return) at Virginia, 11-12-22.

By Opponent: USF, Nate Allen (37-yard interception return) and Trae Williams (21-yard interception return), 11-24-07.

TEAM SCORING

40 points scored by team:

By Pitt: 42 at Miami, 11-26-22.

By Opponent: 42, North Carolina, 10-29-22.

50 points scored by team:

By Pitt: 54 at Duke, 11-6-21.

By Opponent: 52, Clemson, 11-28-20.

60 points scored by team:

By Pitt: 77 vs. New Hampshire, 9-25-21.

By Opponent: 61, Syracuse, 11-26-16.

70 points scored by team:

By Pitt: 77 vs. New Hampshire, 9-25-21.

By Opponent: 72, Ohio State, 9-21-16.

40+ point margin of victory (vs. FBS teams only):

By Pitt: 51-7 vs. UMass, 9-4-21.

By Opponent: 45-3 vs. Notre Dame, 10-24-20.

50+ point margin of victory (vs. FBS teams only):

By Pitt: 76-0 at Temple, 9-24-76.

By Opponent: 60-6 at Notre Dame, 11-16-96.

20 first-quarter points:

By Pitt: 28 at Virginia, 11-12-22.

By Opponent: 21, Wake Forest (ACCF CG), 12-4-21.

20 second-quarter points:

By Pitt: 24 vs. Virginia, 11-20-21.

By Opponent: 21, Notre Dame, 10-24-20.

20 third-quarter points:

By Pitt: 21 vs. New Hampshire, 9-25-21.

By Opponent: 21, UCF, 9-21-19.

20 fourth-quarter points:

By Pitt: 20 vs. Syracuse, 11-26-16.

By Opponent: 21, North Carolina, 10-29-22.

30 points scored in first half:

By Pitt: 30 at Duke, 11-6-21.

By Opponent: 31, Miami, 10-30-21.

30 points scored in second half:

By Pitt: 41 vs. Syracuse, 11-26-16.

By Opponent: 40, Syracuse, 11-26-16.

Failed to score a touchdown:

By Pitt: vs. Notre Dame, 10-24-20 (Pitt lost, 45-3).

By Opponent: Syracuse, 11-5-22 (Pitt won, 19,9).

Shutout:

By Pitt: 55-0 vs. Austin Peay, 9-12-20.

By Opponent: Virginia Tech, 28-0, 11-23-19.

Shutout at home:

By Pitt: 55-0 vs. Austin Peay, 9-12-20.

By Opponent: Virginia Tech, 28-0, 11-23-19.

Shutout on the road:

By Pitt: 42-0 at Rutgers, 11-10-01.

By Opponent: West Virginia, 34-0, 8-31-96.

First half shutout:

By Pitt: 28-0 at Miami, 11-26-22 (Pitt won, 42-16).

By Opponent: Virginia Tech, 21-0, 11-23-19 (Pitt lost, 28-0).

Second half shutout:

By Pitt: 21-0 vs. Wake Forest (ACCF CG), 12-4-21 (Pitt won, 45-21).

By Opponent: North Carolina, 16-0, 11-11-21 (Pitt won, 30-23).

TEAM OFFENSE

500 yards in total offense:

By Pitt: 510 at Miami, 11-26-22 (262 pass, 248 rush).

By Opponent: 514, Virginia, 11-20-21 (487 pass, 27 rush).

600 yards in total offense:

By Pitt: 636 at Duke, 11-6-21 (416 pass, 220 rush).

By Opponent: 619, Duke, 10-27-18 (396 pass, 223 rush).

700 yards in total offense:

By Pitt: 707 vs. New Hampshire, 9-25-21 (455 pass, 252 rush).

By Opponent: DNA.

300 yards passing:

By Pitt: 305 vs. Georgia Tech, 10-1-22 (26-for-45, 3 TD, 1 INT).

By Opponent: 388, North Carolina, 10-29-22 (34-for-45, 5 TD, 0 INT).

400 yards passing:

By Pitt: 416 at Duke, 11-6-21 (28-for-44, 3 TD).

By Opponent: 487, Virginia, 11-20-21 (36-for-51, 3 TD, 1 INT).

300 yards rushing:

By Pitt: 326 vs. Virginia Tech, 10-8-22 (43 att., 6 TD).

By Opponent: 301, Clemson, 12-1-18 (35 att., 4 TD).

400 yards rushing:

By Pitt: 492 vs. Virginia Tech, 11-10-18 (36 att., 6 TD).

By Opponent: 436, Georgia Tech, 9-23-17 (67 att., 5 TD).

40 minutes in possession time:

By Pitt: 41:09 at North Carolina, 9-24-16.

By Opponent: 40:15, Western Michigan, 9-18-21.

99-yard touchdown drive:

By Pitt: vs. Georgia Tech, 10-1-22 (9 plays, 1:54).

By Opponent: Georgia Tech, 9-15-18 (14 plays, 3:31).

15-play scoring drive:

By Pitt: vs. Rhode Island, 9-24-22 (16 plays, 82 yards, 7:35, TD).

By Opponent: Rhode Island, 9-24-22 (18 plays, 61 yards, 8:16, FG).

TEAM DEFENSE

Held opponent under 100 yards in total offense:

By Pitt: 64, vs. Delaware, 8-30-14 (33 rushing, 31 passing).
By Opponent: 94, Boston College, 10-7-95 (-11 rushing, 105 passing).

Held opponent under 100 yards passing:

By Pitt: 60 vs. New Hampshire, 9-25-21 (10-for-24, 1 TD, 1 INT).
By Opponent: 8, Clemson, 12-1-18 (4-for-16).

Held opponent under 50 yards passing:

By Pitt: 48 at Georgia Tech, 9-23-17 (4-for-7).
By Opponent: 8, Clemson, 12-1-18 (4-for-16).

Held opponent under 100 yards rushing:

By Pitt: 63 vs. Duke, 11-19-22 (27 att.).
By Opponent: 76, West Virginia, 9-1-22 (38 att.).

Held opponent under 75 yards rushing:

By Pitt: 63 vs. Duke, 11-19-22 (27 att.).
By Opponent: 68, Miami, 10-30-21 (23 att.).

Held opponent under 50 yards rushing:

By Pitt: -8 at Virginia, 11-12-22 (24 att.).
By Opponent: 16, Clemson, 11-28-20 (24 att.).

Held opponent under 25 yards rushing:

By Pitt: -8 at Virginia, 11-12-22 (24 att.).
By Opponent: 16, Clemson, 11-28-20 (24 att.).

Held an opponent to negative yards rushing:

By Pitt: -8 at Virginia, 11-12-22 (24 att.).
By Opponent: -5, Georgia Tech, 11-2-13 (21 att.).

Forced six turnovers:

By Pitt: 6 at Duke, 10-5-19 (3 interceptions, 3 fumbles).
By Opponent: 6, Georgia Tech, 10-25-14 (6 fumbles).

Forced five turnovers:

By Pitt: 6 at Duke, 10-5-19 (3 interceptions, 3 fumbles).
By Opponent: 6, Georgia Tech, 10-25-14 (6 fumbles).

Forced four turnovers:

By Pitt: 4 vs. Wake Forest (ACCFG), 12-4-21 (4 interceptions).
By Opponent: 4, Louisville, 10-22-22 (2 interceptions, 2 fumbles).

Forced three interceptions:

By Pitt: 3 at Western Michigan, 9-17-22.
By Opponent: 4, Clemson, 11-28-20.

Recovered three fumbles:

By Pitt: 3 at Duke, 10-5-19.
By Opponent: 3, Boston College, 11-30-19.

PENALTIES

100+ yards in penalties:

By Pitt: 107 vs. Miami, 9 penalties, 10-30-21.
By Opponent: 104, North Carolina, 12 penalties, 11-11-21.

10+ penalties

By Pitt: 12 vs. Georgia Tech, 75 yards, 10-1-22.
By Opponent: 11, West Virginia, 72 yards, 9-1-22.

Zero penalties:

By Pitt: vs. Youngstown State, 9-2-17.
By Opponent: West Virginia, 11-13-76.

OVERTIME GAMES

Overtime win at home:

By Pitt: 30-23 vs. North Carolina, 11-11-21.
By Opponent: Boston College, 31-30, 10-10-20.

Overtime win on the road:

By Pitt: 36-33 (4OT) at Notre Dame, 11-1-08.
By Opponent: Tennessee, 31-24, 9-10-22.

PITT HISTORY IN OVERTIME GAMES

All-Time OT Games: 21 (10-11)

1OT Games: 12 (7-5)

2OT Games: 6 (1-5)

3OT Games: 2 (1-1)

4OT Games: 1 (1-0)

DATE	OPPONENT	RESULT
Sept. 14, 1996	Houston	L, 42-35
Oct. 25, 1997	at Rutgers	W, 55-48 (2OT)
Nov. 28, 1997	at West Virginia	W, 41-38 (3OT)
Oct. 7, 2000	at Syracuse	L, 24-17 (2OT)
Oct. 26, 2002	Boston College	W, 19-16
Sept. 25, 2004	Furman	W, 41-38
Oct. 16, 2004	Boston College	W, 20-17
Nov. 6, 2004	at Syracuse	L, 38-31 (2OT)
Sept. 9, 2005	at Ohio	L, 16-10
Nov. 11, 2006	at Connecticut	L, 46-45 (2OT)
Oct. 10, 2007	Navy	L, 48-45 (2OT)
Nov. 1, 2008	at Notre Dame	W, 36-33 (4OT)
Sept. 2, 2010	at Utah	L, 27-24
Nov. 3, 2012	at Notre Dame	L, 29-26 (3OT)
Nov. 1, 2014	Duke	L, 51-48 (2OT)
Sept. 2, 2017	Youngstown State	W, 28-21
Oct. 6, 2018	Syracuse	W, 44-37
Nov. 14, 2019	North Carolina	W, 34-27
Oct. 10, 2020	at Boston College	L, 31-30
Nov. 11, 2021	North Carolina	W, 30-23
Sept. 10, 2022	Tennessee	L, 34-27

Pitt wins in bold

PITT BOWL RECORDS



INDIVIDUAL RUSHING

Most Attempts: 32, Tony Dorsett (Sugar, 1977)

Most Yards: 229, James Conner (Little Caesars Pizza, 2013)

Longest Rush: 69, Toby Uansa (Rose 1930)

Rushing Touchdowns: 2, Tony Dorsett (Sun, 1975);
James Conner (Armed Forces, 2015)

INDIVIDUAL PASSING

Most Attempts: 44, John Congemi (Fiesta, 1984)

Most Completions: 31, John Congemi (Fiesta, 1984)

Most Yards: 387, Matt Cavanaugh (Gator, 1977)

Most Touchdowns: 4, Matt Cavanaugh (Gator, 1977)

Most Interceptions: 3, Nathan Peterman (Military, 2015),
Rick Trocano (Tangerine, 1978), Billy Daniels (Fiesta, 1973)

Longest Passing Play: 96, Kenny Pickett to Maurice Ffrench
(Quick Lane, 2019)

INDIVIDUAL TOTAL OFFENSE

Most Yards: 402, Matt Cavanaugh (Gator, 1977) (387 pass, 15 rush)

Touchdown Responsibility: 4, Matt Cavanaugh (Gator, 1977)
(4 pass, 0 rush)

INDIVIDUAL RECEIVING

Most Receptions: 12, Maurice Ffrench (Quick Lane, 2019)

Most Yards: 173, Tyler Boyd (Little Caesars Pizza, 2013)

Most Touchdown Receptions: 3, Elliott Walker (Gator, 1977)

Longest Pass Reception: 96, Maurice Ffrench from Kenny Pickett
(Quick Lane, 2019)

INDIVIDUAL PUNTING

Most Times Punted: 9, Dave Brytus (Sun, 2008)

Highest Average: 45.0, Dan Hutchins (Meineke Car Care, 2009)

Longest Punt: 58, Kirk Christodoulou (Sun, 2018)

INDIVIDUAL INTERCEPTIONS

Most Interceptions: 2, four times

Most Interception Return Yards: 71, Bill Daddio, 1 INT. (Rose, 1937)

Longest Interception Return: 71, Bill Daddio, (Rose, 1937)

Interception Return for a Touchdown: 71, Bill Daddio, (Rose, 1937)

INDIVIDUAL RETURNS

Most Punt Returns: 6, T.J. Porter (Sun, 2008)

Most Punt Return Yards: 86, T.J. Porter (Sun, 2008)

Longest Punt Return: 66, Shawn Robinson (Insight, 2002)

Most Kickoff Return Yards: 162, Quadree Henderson (Military, 2015)

Longest Kickoff Return: 100, Quadree Henderson (Military, 2015)

Returns for a Touchdown: 1, Shawn Robinson (Insight, 2002)
(66-yard punt return); Tyler Boyd (Little Caesars Pizza, 2013)
(54-yard punt return); Quadree Henderson (Military, 2015)
(100-yard kickoff return)

INDIVIDUAL SCORING

Most Touchdowns Scored: 3, Elliott Walker (Gator, 1977)

Most Points Scored: 18, Elliott Walker (Gator, 1977)

Most Points Scored (Kicking): 13, Dave Trout (Gator, 1980),
Dan Hutchins (Meineke Car Care, 2009)

Most PAT Att.: 4, six times, last, Alex Kessman (Quick Lane, 2019)

Most PAT Made: 4, five times, last, Alex Kessman (Quick Lane, 2019)

Most FG Attempted: 5, Dan Hutchins (Meineke Car Care, 2009)

Most FG Made: 4, Dan Hutchins (Meineke Car Care, 2009)

Longest FG Made: 52, Chris Blewitt (Armed Forces, 2015)

INDIVIDUAL MISCELLANEOUS

Fumble Returned for TD: Cam Bright, 26 yards (Peach, 2021);
Jordan Whitehead, 22 yards (Military, 2015); Tyre Young, 16 yards
(Tangerine, 2001); Jimmy Hagan, 20 yards (Rose, 1928)

Three 100-yard Rushers: Tony Dorsett (142), Elliott Walker (123),
and Robert Haywood (101) (Sun, 1975)

TEAM RUSHING

Most Attempts: 66 (Sugar, 1977)

Most Net Yards: 288 (Sugar, 1977)

Rushing Touchdowns: 3 (Sun, 1975; Insight, 2002;
Armed Forces, 2015)

TEAM PASSING

Most Attempts: 46 (Fiesta, 1984)

Most Completions: 31 (Fiesta, 1984)

Most Yards: 387 (Gator, 1977)

Most Touchdowns: 4 (Gator, 1977)

Most Interceptions: 4 (Fiesta, 1973)

PITT BOWL RECORDS



TEAM TOTAL OFFENSE

Most Plays: 88 (Gator, 1977)

Most Yards: 566 (Gator, 1977) (179 pass, 387 rush)

TEAM PUNTING

Most Times Punted: 10 (Sun, 2008)

Highest Average: 45.0 (Meineke Car Care, 2009)

TEAM INTERCEPTIONS

Most Interceptions: 5 (Rose, 1928)

Most Interception Return Yards: 78 (Rose, 1937)

TEAM PUNT RETURNS

Most Returned: 6 (Gator, 1980; Sun, 2008)

Most Yards: 86 (Sun, 2008)

TEAM KICKOFF RETURNS

Most Returned: 7 (Insight.com, 2000)

Most Yards: 162 (Military, 2015)

TEAM SCORING

Most Points Scored: 38 (Insight, 2002)

Most Points in a Quarter: 21, second quarter (Tangerine, 2001)

Most Points in a Half: 28, second half (Insight, 2002)

Most Touchdowns Scored: 5, vs. Oregon State (Insight, 2002)

Most Field Goals Made: 4 (Meineke Car Care, 2009)

TEAM MISCELLANEOUS

Most First Downs: 30 (Gator, 1977)

Most First Downs Rushing: 18 (Sugar, 1977)

Most First Downs Passing: 18 (Gator, 1977)

Most Penalties: 14 (Sugar, 1982)

Most Penalty Yards: 96 (Sugar, 1982)

Most Fumbles: 5, three times

Most Fumbles Lost: 4 (Fiesta, 1973)

Most Blocked Extra Points: 3 (Fiesta, 1973)

OPPONENT INDIVIDUAL RECORDS

Most Rushing Yards: 224, Justin Jackson, Northwestern (Pinstripe, 2016)

Most Rushing TDs: 3, Justin Jackson, Northwestern (Pinstripe, 2016); Keenan Reynolds, Navy (Military, 2015); Woody Green, Arizona State (Fiesta, 1973)

Most Passing Yards: 368, Brett Stafford, Texas (Bluebonnet, 1987)

Most Passing TDs: 4, Alex Smith, Utah (Fiesta, 2004)

Most Receiving Yards: 242, Tony Jones, Texas (Bluebonnet, 1987)

Most Receiving TDs: 2, Jayden Reed, Michigan State (Peach, 2021); Deontay Greenberry, Houston (Armed Forces, 2015); Greg Little, North Carolina (Meineke Car Care, 2009); Paris Warren, Utah (Fiesta, 2004); Chris Anthony, Iowa State (Insight.com, 2000); Tony Jones, Texas (Bluebonnet, 1987)

Most Interceptions: 2, Brendon Clements, Navy (Military, 2015), Dave Liggins, Arizona (Fiesta, 1979); Mike Haynes, Arizona State (Fiesta, 1973)

PITT ALL-TIME BOWL HISTORY (14W-22L)

Season	Bowl	Opponent	Result
1927*	Rose	Stanford	L, 6-7
1929*	Rose	Southern Cal	L, 14-47
1932*	Rose	Southern Cal	L, 0-35
1936*	Rose	Washington	W, 21-0
1955*	Sugar	Georgia Tech	L, 0-7
1956	Gator	Georgia Tech	L, 14-21
1973	Fiesta	Arizona State	L, 7-28
1975	Sun	Kansas	W, 33-19
1976*	Sugar	Georgia	W, 27-3
1977	Gator	Clemson	W, 34-3
1978	Tangerine	NC State	L, 17-30
1979	Fiesta	Arizona	W, 16-10
1980	Gator	South Carolina	W, 37-9
1981*	Sugar	Georgia	W, 24-20
1982*	Cotton	Southern Methodist	L, 3-7
1983*	Fiesta	Ohio State	L, 23-28
1987	Bluebonnet	Texas	L, 27-32
1989	John Hancock (Sun)	Texas A&M	W, 31-28
1997	Liberty	Southern Mississippi	L, 7-41
2000	Insight.com	Iowa State	L, 29-37
2001	Tangerine	NC State	W, 34-19
2002	Insight	Oregon State	W, 38-13
2003	Continental Tire	Virginia	L, 16-23
2004*	Fiesta	Utah	L, 7-35
2008	Sun	Oregon State	L, 0-3
2009	Meineke Car Care	North Carolina	W, 19-17
2010*	BBVA Compass	Kentucky	W, 27-10
2011*	BBVA Compass	Southern Methodist	L, 6-28
2012*	BBVA Compass	Mississippi	L, 17-38
2013	Little Caesars Pizza	Bowling Green	W, 30-27
2014*	Armed Forces	Houston	L, 34-35
2015	Military	Navy	L, 28-44
2016	Pinstripe	Northwestern	L, 24-31
2018	Sun	Stanford	L, 13-14
2019	Quick Lane	Eastern Michigan	W, 34-30
2021	Peach	Michigan State	L, 21-31

*Game played the following calendar year.

NCAA Statistics

Pittsburgh - 2022-23 Football Ranking Summary thru games 12/03/2022

Statistic	National Rank	Conference Rank	Value	National Leader	Value	Conference Leader	Value
3rd Down Conversion Pct (131 ranked)	52	6	0.404	Washington	0.571	Florida St.	0.519
3rd Down Conversion Pct Defense (131 ranked)	17	2	0.312	Marshall	0.234	NC State	0.310
4th Down Conversion Pct (131 ranked)	120	13	0.353	Michigan	0.895	Clemson	0.667
4th Down Conversion Pct Defense (131 ranked)	54	7	0.476	Louisville	0.158	Louisville	0.158
Blocked Kicks (70 ranked)	19	3	3	Central Mich. Notre Dame	7	Clemson	5
Blocked Kicks Allowed (130 ranked)	106	11	3	32 teams tied	0	Duke Florida St. NC State	0 0 0
Blocked Punts (30 ranked)	13	1	2	Notre Dame	7	Clemson Duke Pittsburgh	2 2 2
Blocked Punts Allowed (129 ranked)	124	13	3	66 teams tied	0	6 teams tied	0
Completion Percentage (131 ranked)	93	12	0.580	Fresno St.	0.714	North Carolina	0.664
Defensive TDs (67 ranked)	2	1	5	Western Ky.	6	Pittsburgh	5
Fewest Penalties (131 ranked)	116	13	90	Navy	38	Wake Forest	56
Fewest Penalties Per Game (131 ranked)	117	13	7.50	Navy	3.45	Wake Forest	4.67
Fewest Penalty Yards (131 ranked)	119	13	793	Navy	311	Wake Forest	465
Fewest Penalty Yards Per Game (131 ranked)	119	13	66.08	Navy	28.27	Wake Forest	38.75
First Downs Defense (128 ranked)	19	3	209	James Madison	152	NC State	198
First Downs Offense (131 ranked)	66	7	253	UTSA Utah	342 342	North Carolina	326
Fumbles Lost (131 ranked)	81	9	9	5 teams tied	2	Duke Georgia Tech Syracuse	4 4 4
Fumbles Recovered (131 ranked)	67	10	7	Duke Florida	15 15	Duke	15
Kickoff Return Defense (131 ranked)	17	2	17.00	Missouri	13.64	Louisville	16.86
Kickoff Returns (131 ranked)	121	14	16.67	Mississippi St.	27.83	Syracuse	26.62
Net Punting (131 ranked)	120	11	35.09	Michigan St.	45.53	Miami (FL)	43.04
Passes Had Intercepted (130 ranked)	74	9	10	Air Force	2	NC State Duke Florida St.	6 6 6
Passes Intercepted (131 ranked)	59	6	10	Illinois	22	NC State	17
Passing Offense (131 ranked)	79	10	221.2	Washington	376.7	North Carolina	317.2
Passing Yards Allowed (131 ranked)	67	8	224.2	Texas A&M	156.2	Florida St.	158.9
Passing Yards per Completion (131 ranked)	30	4	13.14	Army West Point	22.30	Florida St.	13.94
Punt Return Defense (131 ranked)	33	4	4.83	Rutgers	-1.38	Virginia Tech	2.91
Punt Returns (131 ranked)	58	7	8.27	Duke Fresno St.	19.92 19.92	Duke	19.92
Red Zone Defense (131 ranked)	52	5	0.814	Georgia	0.607	Louisville	0.738
Red Zone Offense (131 ranked)	92	11	0.805	Georgia	0.972	Clemson	0.966
Rushing Defense (131 ranked)	7	1	95.5	Georgia	77.0	Pittsburgh	95.5
Rushing Offense (131 ranked)	44	4	181.2	Air Force	330.9	Florida St.	217.8
Sacks Allowed (131 ranked)	34	2	1.50	Oregon	0.33	Duke	1.42
Scoring Defense (131 ranked)	41	7	23.4	Illinois	12.2	NC State	19.4
Scoring Offense (131 ranked)	47	6	30.8	Tennessee	47.3	Wake Forest	36.8
Tackles for Loss Allowed (131 ranked)	33	2	4.58	Washington	2.58	Duke	4.00
Team Passing Efficiency (131 ranked)	91	8	127.76	Tennessee	181.60	Wake Forest	161.12
Team Passing Efficiency Defense (131 ranked)	30	3	121.22	Illinois	89.77	NC State	113.69
Team Sacks (131 ranked)	1	1	3.75	Pittsburgh	3.75	Pittsburgh	3.75
Team Tackles for Loss (131 ranked)	21	4	6.8	Liberty	9.1	Clemson	7.9
Time of Possession (131 ranked)	11	1	32:55	Air Force	36:16	Pittsburgh	32:55
Total Defense (131 ranked)	17	2	319.7	Air Force	256.4	Florida St.	307.2
Total Offense (131 ranked)	57	7	402.5	Tennessee	538.1	Florida St.	475.7
Turnover Margin (131 ranked)	82	9	-0.17	Southern California	1.69	Duke	1.17
Turnovers Gained (131 ranked)	62	8	17	Illinois Western Ky.	30 30	Louisville	28
Turnovers Lost (131 ranked)	83	9	19	San Jose St. Southern California	6 6	Duke	10
Winning Percentage (128 ranked)	31	4	0.667	Georgia Michigan	1.000 1.000	Clemson	0.846

Statistic	Player	National Rank	Conference Rank	Value	National Leader	Value	Conference Leader	Value
All Purpose (200 ranked)	Israel Abanikanda Jared Wayne	2 97	1 8	164.09 92.00	Zach Charbonnet, UCLA	168.00	Israel Abanikanda, Pittsburgh	164.09
Blocked Kicks (5 ranked)					4 players tied	3		
Combined Kick Returns (198 ranked)	Israel Abanikanda M.J. Devonshire	109 110	10 11	228 227	Johnnie Lang, Arkansas St.	973	Jaelen Gill, Boston College	533
Completion Percentage (112 ranked)	Kedon Slovis	88	11	0.584	Clay Millen, Colorado St.	0.722	Drake Maye, North Carolina	0.672
Completions Per Game (100 ranked)	Kedon Slovis	72	8	16.73	Will Rogers, Mississippi St.	32.17	Drake Maye, North Carolina	24.92
Field Goal Percentage (112 ranked)	Ben Sauls	52	8	0.789	Joshua Karty, Stanford	1.000	Christopher Dunn, NC State	0.960
Field Goals Per Game (138 ranked)	Ben Sauls	45	6	1.25	Christopher Dunn, NC State Jake Moody, Michigan	2.00 2.00	Christopher Dunn, NC State	2.00
Forced Fumbles (11 ranked)					6 players tied	0.33	Yasir Abdullah, Louisville Ayinde Eley, Georgia Tech	0.33 0.33
Fumbles Recovered (22 ranked)	Erick Hallett II Byron Floyd	3 22	1 5	3 2	Jackson Mitchell, UConn	5	4 players tied	3
Interceptions Per Game (126 ranked)	Erick Hallett II Marquis Williams	53 126	3 12	0.2 0.2	Marcus Fuqua, Buffalo	0.6	Kamren Kinchens, Miami (FL)	0.5
Kickoff Return TDs (2 ranked)					Jaylin Lucas, Indiana	2	4 players tied	1
Kickoff Returns (58 ranked)					Lideatrick Griffin, Mississippi St.	32.3	Jaylen Stinson, Duke	25.3
Passes Defended (27 ranked)	A.J. Woods	21	4	1.2	Quinyon Mitchell, Toledo	1.9	Fentrell Cypress II, Virginia	1.6
Passing Efficiency (112 ranked)	Kedon Slovis	86	9	127.1	C.J. Stroud, Ohio St.	176.2	Sam Hartman, Wake Forest	160.2
Passing TDs (161 ranked)	Kedon Slovis	100	9	10	C.J. Stroud, Ohio St. Clayton Tune, Houston Caleb Williams, Southern California	37 37 37	Sam Hartman, Wake Forest Drake Maye, North Carolina	35 35
Passing Yards (130 ranked)	Kedon Slovis	69	6	2,397	Michael Penix Jr., Washington	4,354	Drake Maye, North Carolina	4,115
Passing Yards Per Game (130 ranked)	Kedon Slovis	62	6	217.9	Michael Penix Jr., Washington	362.8	Drake Maye, North Carolina	316.5
Passing Yards per Completion (112 ranked)	Kedon Slovis	30	4	13.03	Austin Aune, North Texas	15.39	Jordan Travis, Florida St.	14.05
Points Responsible For (199 ranked)	Israel Abanikanda Ben Sauls	56 134	7 14	128 90	Caleb Williams, Southern California	282	Drake Maye, North Carolina	254
Points Responsible For Per Game (200 ranked)	Israel Abanikanda Ben Sauls	54 152	8 15	11.6 7.5	Caleb Williams, Southern California	21.7	Sam Hartman, Wake Forest	19.8
Punt Return TDs (6 ranked)	M.J. Devonshire	6	1	1	5 players tied	2	5 players tied	1
Punt Returns (45 ranked)	M.J. Devonshire	15	1	9.9	Anthony Gould, Oregon St.	18.3	M.J. Devonshire, Pittsburgh	9.9
Punting (87 ranked)					Bryce Baringer, Michigan St.	49.0	Daniel Sparks, Virginia	45.9
Receiving TDs (170 ranked)	Jared Wayne	113	9	5	Nathaniel Dell, Houston Jalin Hyatt, Tennessee	15 15	Zay Flowers, Boston College	12
Receiving Yards (200 ranked)	Jared Wayne	25	4	1,012	Charlie Jones, Purdue	1,361	Zay Flowers, Boston College	1,077
Receiving Yards Per Game (200 ranked)	Jared Wayne	15	2	92.0	Rashee Rice, SMU	112.9	Josh Downs, North Carolina	93.5
Receptions Per Game (200 ranked)	Jared Wayne Konata Mumpfield	69 94	7 10	5.0 4.6	Xavier Hutchinson, Iowa St.	8.9	Josh Downs, North Carolina	8.5
Rush Yards Per Carry (151 ranked)	Israel Abanikanda	25	2	5.99	Donovan Edwards, Michigan	7.45	Trey Benson, Florida St.	6.84
Rushing TDs (172 ranked)	Israel Abanikanda	1	1	20	Israel Abanikanda, Pittsburgh	20	Israel Abanikanda, Pittsburgh	20
Rushing Yards (200 ranked)	Israel Abanikanda	9	1	1,431	DeWayne McBride, UAB	1,713	Israel Abanikanda, Pittsburgh	1,431
Rushing Yards Per Game (200 ranked)	Israel Abanikanda	7	1	130.1	DeWayne McBride, UAB	155.7	Israel Abanikanda, Pittsburgh	130.1
Sacks (150 ranked)	Calijah Kancey Deslin Alexandre SirVocea Dennis	30 47 51	4 10 11	0.68 0.61 0.58	Jose Ramirez, Eastern Mich.	1.09	TyJuan Garbutt, Virginia Tech	0.72
Scoring (199 ranked)	Israel Abanikanda Ben Sauls	1 54	1 6	11.6 7.5	Israel Abanikanda, Pittsburgh	11.6	Israel Abanikanda, Pittsburgh	11.6
Solo Tackles (25 ranked)					Shaun Dolac, Buffalo	7.5	Charlie Thomas, Georgia Tech	5.9
Tackles For Loss (20 ranked)	Calijah Kancey	16	2	1.3	Durrell Johnson, Liberty	1.9	TyJuan Garbutt, Virginia Tech	1.3
Total Interceptions (38 ranked)	Erick Hallett II	38	3	3	Marcus Fuqua, Buffalo	7	Kamren Kinchens, Miami (FL)	6
Total Offense (200 ranked)	Kedon Slovis Israel Abanikanda	78 117	10 12	211.7 130.1	Michael Penix Jr., Washington	370.0	Drake Maye, North Carolina	366.8
Total Points Scored (137 ranked)	Israel Abanikanda Ben Sauls	3 49	1 7	128 90	Jake Moody, Michigan	136	Israel Abanikanda, Pittsburgh	128
Total Tackles (500 ranked)	SirVocea Dennis Brandon Hill	78 294	6 31	7.8 5.6	Jason Henderson, Old Dominion	15.5	Cedric Gray, North Carolina	10.5
Total Touchdowns (122 ranked)	Israel Abanikanda	1	1	21	Israel Abanikanda, Pittsburgh	21	Israel Abanikanda, Pittsburgh	21
Yards per Pass Attempt (112 ranked)	Kedon Slovis	54	6	7.61	Hendon Hooker, Tennessee	9.53	Jordan Travis, Florida St.	8.88
Yards per Reception (200 ranked)	Jared Wayne	19	3	18.40	Lavel Davis Jr., Virginia	23.19	Lavel Davis Jr., Virginia	23.19



2022-23 Pittsburgh Football
Game Results
All games

Page 1/1
as of Nov 29, 2022

Team Results

	Date	Opponent		Score	Overall	Conf	Time	Attend
	09/01/2022	West Virginia	W	38-31	1-0	0-0	4:07	70622
	09/10/2022	Tennessee	Lot1	27-34	1-1	0-0	4:06	59785
	09/17/2022	at Western Mich.	W	34-13	2-1	0-0	3:31	22875
	09/24/2022	Rhode Island	W	45-24	3-1	0-0	3:02	54667
*	10/01/2022	Georgia Tech	L	21-26	3-2	0-1	3:33	46972
*	10/08/2022	Virginia Tech	W	45-29	4-2	1-1	3:32	54677
*	10/22/2022	at Louisville	L	10-24	4-3	1-2	3:16	41840
*	10/29/2022	at North Carolina	L	24-42	4-4	1-3	3:41	50500
*	11/05/2022	Syracuse	W	19-9	5-4	2-3	3:12	50888
*	11/12/2022	at Virginia	W	37-7	6-4	3-3	3:07	36529
*	11/19/2022	Duke	W	28-26	7-4	4-3	3:30	45362
*	11/26/2022	at Miami (FL)	W	42-16	8-4	5-3	3:22	46428



2022-23 Pittsburgh Football
Overall Team Statistics
All games

Page 1/2
as of Nov 29, 2022

Team Statistics

	UP	OPP
Scoring	370	281
Points per game	30.8	23.4
Points Off Turnovers	91	40
First Downs	253	209
Rushing	132	65
Passing	108	114
Penalty	13	30
Rushing Yardage	2175	1146
Yards gained rushing	2422	1546
Yards lost rushing	247	400
Rushing attempts	475	356
Average per rush	4.6	3.2
Average per game	181.3	95.5
TDs Rushing	28	11
Passing Yardage	2655	2690
Comp-Att-Int	202-348-10	229-416-10
Average per pass	7.6	6.5
Average per catch	13.1	11.7
Average per game	221.3	224.2
TDs Passing	12	21
Total offense	4830	3836
Total plays	823	772
Average per play	5.9	5.0
Average per game	402.5	319.7
Kick returns: #-Yards	27-450	16-272
Punt returns: #-Yards	30-248	18-87
Int returns: #-Yards	10-241	10-65
Kick return average	16.7	17.0
Punt return average	8.3	4.8
Int return average	24.1	6.5
Fumbles-Lost	28-9	15-7
Penalties-Yards	90-793	67-587
Average per game	66.1	48.9
Punts-Yards	53-1967	71-2964
Average per punt	37.1	41.7
Net punt average	35.0	37.1
Kickoffs-Yards	71-4431	61-3558
Average per kick	62.4	58.3
Net kick average	39.9	37.9
Time of possession / game	32:55	27:05
3rd-down conversion	65/161	53/170
3rd-down pct	40%	31%
4rd-down conversion	6/17	10/21



2022-23 Pittsburgh Football
Overall Team Statistics
All games

Page 2/2
as of Nov 29, 2022

	UP	OPP
4rd-down pct	35%	48%
Sacks by-Yards	45-314	18-143
Misc Yards	0	0
Touchdowns scored	46	34
Field goals - attempts	15-19	16-19
On-Side kicks	0-0	0-3
Red-zone scores	(33-41) 80%	(35-43) 81%
Red-zone touchdowns	(25-41) 61%	(24-43) 56%
PAT-attempts	(45-45) 100%	(29-30) 97%
2-point conversion-attempts	(1-1) 100%	(0-4) 0%
Attendance	382973	198172
Games / Avg per game	7/54710	5/39634
Neutral site games	-	0/0

Score by Periods

Team	1st	2nd	3rd	4th	OT	TOT
Pittsburgh	110	88	69	103	0	370
Opponents	43	74	44	113	7	281



2022-23 Pittsburgh Football Individual Statistics All games

Page 1/4
as of Nov 29, 2022

Rushing

Player	gp	att	gain	loss	net	avg	td	lg	avg/g
Israel Abanikanda	11	239	1469	38	1431	6.0	20	80	130.1
Rodney Hammond Jr.	7	84	367	1	366	4.4	3	29	52.3
Vincent Davis	12	45	253	6	247	5.5	1	21	20.6
C'Bo Flemister	12	40	225	4	221	5.5	2	26	18.4
Daniel Carter	11	12	40	0	40	3.3	2	11	3.6
Bub Means	12	3	10	0	10	3.3	0	6	0.8
Konata Mumpfield	11	1	3	0	3	3.0	0	3	0.3
Nate Yarnell	1	2	0	10	-10	-5.0	0	0	-10.0
Nick Patti	2	4	5	18	-13	-3.3	0	5	-6.5
Kedon Slovis	11	25	50	118	-68	-2.7	0	14	-6.2
Team	12	20	0	52	-52	-2.6	0	0	-4.3
Total	12	475	2422	247	2175	4.6	28	80	181.3
Opponents	12	356	1546	400	1146	3.2	11	63	95.5

Passing

Player	gp	effic	comp-att-int	pct	yds	td	lg	avg/g
Kedon Slovis	11	127.1	184-315-9	58.4	2397	10	66	217.9
Nick Patti	2	94.7	9-20-0	45.0	79	1	21	39.5
Nate Yarnell	1	227.8	9-12-0	75.0	179	1	39	179.0
Jared Wayne	11	-200.0	0-1-1	0.0	0	0	0	0.0
Total	12	127.8	202-348-10	58.0	2655	12	66	221.3
Opponents	12	121.2	229-416-10	55.0	2690	21	61	224.2

Receiving

Player	gp	no.	yds	avg	td	lg	avg/g
Jared Wayne	11	55	1012	18.4	5	66	92.0
Konata Mumpfield	11	51	473	9.3	1	29	43.0
Bub Means	12	23	317	13.8	1	40	26.4
Gavin Bartholomew	12	20	284	14.2	2	57	23.7
Israel Abanikanda	11	12	146	12.2	1	37	13.3
Vincent Davis	12	11	95	8.6	0	22	7.9
Jaden Bradley	6	10	130	13.0	2	37	21.7
Rodney Hammond Jr.	7	5	65	13.0	0	49	9.3
Karter Johnson	11	5	82	16.4	0	41	7.5
Jaylon Barden	8	3	19	6.3	0	17	2.4
Daniel Carter	11	2	9	4.5	0	8	0.8
Gavin Thomson	6	2	27	13.5	0	19	4.5
Marcus Minor	12	1	-10	-10.0	0	0	-0.8
Ryan Jacoby	12	1	3	3.0	0	3	0.3
Kyi Wright	12	1	3	3.0	0	3	0.3
Total	12	202	2655	13.1	12	66	221.3
Opponents	12	229	2690	11.7	21	61	224.2

Punt Returns

Player	no.	yds	avg	td	lg
M.J. Devonshire	23	227	9.9	1	82
Vincent Davis	2	14	7.0	0	13
P.J. O'Brien	0	6	0.0	0	6
Tylar Wiltz	1	3	3.0	0	3
Konata Mumpfield	2	1	0.5	0	3
Jaylon Barden	2	-3	-1.5	0	0
Total	30	248	8.3	1	82
Opponents	18	87	4.8	1	23

Interceptions

Player	no.	yds	avg	td	lg
Erick Hallett II	3	1	0.3	0	1
M.J. Devonshire	2	85	42.5	2	56
Marquis Williams	2	61	30.5	2	39
A.J. Woods	1	27	27.0	0	27
SirVocea Dennis	1	67	67.0	0	67
Javon McIntyre	1	0	0.0	0	0
Total	10	241	24.1	4	67
Opponents	10	65	6.5	0	28

Kick Returns

Player	no.	yds	avg	td	lg
Israel Abanikanda	12	228	19.0	0	24
Rodney Hammond Jr.	6	107	17.8	0	28
C'Bo Flemister	3	54	18.0	0	31
Vincent Davis	2	31	15.5	0	17
M.J. Devonshire	1	0	0.0	0	0
Bub Means	1	29	29.0	0	29
Erick Hallett II	1	0	0.0	0	0
Karter Johnson	1	1	1.0	0	1
Total	27	450	16.7	0	31
Opponents	16	272	17.0	0	35

Fumble Returns

Player	no.	yds	avg	td	lg
Brandon Hill	1	30	30.0	1	30
Erick Hallett II	3	0	0.0	0	0
Byron Floyd	2	0	0.0	0	0
Shayne Simon	1	0	0.0	0	0
Total	7	30	4.3	1	30
Opponents	9	108	12.0	1	59



**2022-23 Pittsburgh Football
Individual Statistics
All games**

Page 2/4
as of Nov 29, 2022

Scoring

			PAT						
Player	td	fg	kick	rush	rcv	pass	dxp	saf	pts
Israel Abanikanda	21	-	-	1	-	-	-	-	128
Ben Sauls	-	15-19	45-45	-	-	-	-	-	90
Jared Wayne	5	-	-	-	-	-	-	-	30
M.J. Devonshire	3	-	-	-	-	-	-	-	18
Rodney Hammond Jr.	3	-	-	-	-	-	-	-	18
C'Bo Flemister	2	-	-	-	-	-	-	-	12
Daniel Carter	2	-	-	-	-	-	-	-	12
Marquis Williams	2	-	-	-	-	-	-	-	12
Jaden Bradley	2	-	-	-	-	-	-	-	12
Gavin Bartholomew	2	-	-	-	-	-	-	-	12
Bub Means	1	-	-	-	-	-	-	-	6
Brandon Hill	1	-	-	-	-	-	-	-	6
Vincent Davis	1	-	-	-	-	-	-	-	6
Konata Mumpfield	1	-	-	-	-	-	-	-	6
Deslin Alexandre	-	-	-	-	-	-	-	1	2
Total	46	15-19	45-45	1	0	0	0	1	370
Opponents	34	16-19	29-30	0	0	0	0	0	281

Field Goals

Player	fg	pct.	01-19	20-29	30-39	40-49	50-99	lg	blk
Ben Sauls	15-19	78.9	0-0	3-4	5-6	6-7	1-2	51	0
Opponents	16-19	84.2	1-1	3-3	6-7	5-7	1-1	51	0

FG Sequence

Team Name	Pittsburgh	Opponents
West Virginia	(42)	(24)
Tennessee	(30),46,36,(35)	(37),(51)
Western Mich.	(48),(23),27	(32),(40)
Rhode Island	(31)	(34)
Virginia Tech	(47)	(18),36
Louisville	(37)	(48)
North Carolina	(47)	
Syracuse	(43)	(23),(48),46,(49)
Virginia	54,(25),(27),(39)	43
Duke	(47),(51)	
Georgia Tech		(37),(33),(40),(30)
Miami (FL)		(25)

Numbers in parentheses indicate field goal was made

Total Offense

Player	g	plays	rush	pass	total	avg/g
Kedon Slovis	11	340	-68	2397	2329	211.7
Israel Abanikanda	11	239	1431	0	1431	130.1
Rodney Hammond Jr.	7	84	366	0	366	52.3
Vincent Davis	12	45	247	0	247	20.6
C'Bo Flemister	12	40	221	0	221	18.4
Nate Yarnell	1	14	-10	179	169	169.0
Nick Patti	2	24	-13	79	66	33.0
Daniel Carter	11	12	40	0	40	3.6
Bub Means	12	3	10	0	10	0.8
Konata Mumpfield	11	1	3	0	3	0.3
Team	12	0	-52	0	-52	-4.3
Total	12	823	2175	2655	4830	402.5
Opponents	12	772	1146	2690	3836	319.7

Punting

Player	no.	yds	avg	lg	tb	fc	i20	50+	blk
Sam Vander Haar	29	1131	39.0	53	1	10	11	1	0
Cam Guess	12	426	35.5	46	0	4	2	0	0
Caleb Junko	9	390	43.3	59	0	1	4	1	0
Team	3	20	6.7	0	0	0	0	0	3
Total	53	1967	37.1	59	1	15	17	2	3
Opponents	71	2964	41.7	63	2	16	15	14	2

Kickoffs

Player	no.	yds	avg	tb	ob	retn	net	ydln
Ben Sauls	71	4431	62.4	52	0			
Total	71	4431	62.4	52	0	17	39.9	25
Opponents	61	3558	58.3	30	0	28	37.9	27



2022-23 Pittsburgh Football
Individual Statistics
All games

Page 3/4
as of Nov 29, 2022

All Purpose

Player	g	rush	rcv	pr	kr	ir	total	avg/g
Israel Abanikanda	11	1431	146	0	228	0	1805	164.1
Jared Wayne	11	0	1012	0	0	0	1012	92.0
Rodney Hammond Jr.	7	366	65	0	107	0	538	76.9
Konata Mumpfield	11	3	473	1	0	0	477	43.4
Vincent Davis	12	247	95	14	31	0	387	32.3
Bub Means	12	10	317	0	29	0	356	29.7
M.J. Devonshire	12	0	0	227	0	85	312	26.0
Gavin Bartholomew	12	0	284	0	0	0	284	23.7
C'Bo Flemister	12	221	0	0	54	0	275	22.9
Jaden Bradley	6	0	130	0	0	0	130	21.7
Karter Johnson	11	0	82	0	1	0	83	7.5
SirVocea Dennis	12	0	0	0	0	67	67	5.6
Marquis Williams	11	0	0	0	0	61	61	5.5
Daniel Carter	11	40	9	0	0	0	49	4.5
Gavin Thomson	6	0	27	0	0	0	27	4.5
A.J. Woods	12	0	0	0	0	27	27	2.3
Jaylon Barden	8	0	19	-3	0	0	16	2.0
P.J. O'Brien	12	0	0	6	0	0	6	0.5
Tylar Wiltz	12	0	0	3	0	0	3	0.3
Kyi Wright	12	0	3	0	0	0	3	0.3
Ryan Jacoby	12	0	3	0	0	0	3	0.3
Erick Hallett II	12	0	0	0	0	1	1	0.1
Nate Yarnell	1	-10	0	0	0	0	-10	-10.0
Marcus Minor	12	0	-10	0	0	0	-10	-0.8
Nick Patti	2	-13	0	0	0	0	-13	-6.5
Kedon Slovis	11	-68	0	0	0	0	-68	-6.2
Team	12	-52	0	0	0	0	-52	-4.3
Total	12	2175	2655	248	450	241	5769	480.8
Opponents	12	1146	2690	87	272	65	4260	355.0



2022-23 Pittsburgh Football
Overall Defense Statistics
All games

Page 1/2
as of Nov 29, 2022

Team Defense

			Tackles				Sacks	Pass defense			Fumbles	blkd		
##	Player	gp	ua	a	tot	tfl/yds	no-yds	int-yds	brup	qbh	fr-yds	ff	kick	saf
7	SirVocea Dennis	12	42	52	94	12-65	7-57	1-67	3	6	.	2	.	.
9	Brandon Hill	12	38	29	67	0.5-2	.	.	2	.	1-30	.	.	.
31	Erick Hallett II	12	34	13	47	3-10	.	3-1	9	.	3-0	2	.	.
10	Tylar Wiltz	12	23	22	45	2-7	1-6	.	3	2	.	1	.	.
11	Bangally Kamara	12	22	22	44	1.5-8	1-8	.	7	6
32	Shayne Simon	12	25	15	40	4.5-22	2-15	.	6	3	1-0	1	.	.
12	M.J. Devonshire	12	21	11	32	.	.	2-85	8	1
8	Calijah Kancey	11	17	14	31	14.5-66	7.5-52	.	.	10
5	Deslin Alexandre	9	13	16	29	6.5-35	5.5-33	.	2	8	.	.	.	1
25	A.J. Woods	12	19	9	28	2-3	.	1-27	13	1
87	Habakkuk Baldonado	9	9	16	25	5-14	2-9	.	2	5	.	.	1	.
14	Marquis Williams	11	19	4	23	1-2	.	2-61	1	.	.	1	.	.
6	John Morgan III	12	11	8	19	5.5-35	2.5-20	.	.	6	.	2	.	.
2	David Green	12	11	8	19	3.5-15	2.5-12	.	1	2	.	1	.	.
23	Solomon DeShields	12	10	8	18	5-32	4-31	.	3
95	Devin Danielson	10	7	8	15	2-3	.	.	.	1
0	Judson Tallandier II	12	8	7	15	1-8	1-8
50	Dayon Hayes	7	7	7	14	4-26	3-23	.	.	1
92	Tyler Bentley	11	6	7	13	2-10	2-10
20	Javon McIntyre	12	7	3	10	1-3	.	1-0	2
30	Brandon George	3	5	5	10	1.5-6	1-6	.	1
22	P.J. O'Brien	12	7	1	8	1-3	1	.
41	Jehvonn Lewis	12	2	5	7
57	Bam Brima	11	4	2	6	1
15	Rashad Battle	3	5	1	6
96	Chris Maloney	11	1	4	5	.	.	.	1
3	Kyi Wright	12	.	5	5
90	Deandre Jules	11	2	1	3	1-7	1-7	1	.
8	Karter Johnson	11	1	2	3
4	Nahki Johnson	5	2	1	3	1-8	1-8
9	Kedon Slovis	11	2	.	2
55	Sean FitzSimmons	2	1	1	2	1-9	1-9
94	Elliot Donald	6	1	1	2	.	.	.	1
54	Dylan Bennett	10	1	.	1
86	Gavin Bartholomew	12	1	.	1
68	Blake Zubovic	12	1	.	1
4	Daniel Carter	11	1	.	1
55	Marcus Minor	12	1	.	1
16	Nate Temple	3	1	.	1
76	Matt Goncalves	12	1	.	1
19	Jahvante Royal	4	1	.	1



2022-23 Pittsburgh Football
Overall Defense Statistics
All games

Page 2/2
as of Nov 29, 2022

			Tackles				Sacks	Pass defense			Fumbles	blkd		
##	Player	gp	ua	a	tot	tfl/yds	no-yds	int-yds	brup	qbh	fr-yds	ff	kick	saf
59	Nick Lapi	12	1	.	1
28	Noah Biglow	4	1	.	1
6	Rodney Hammond Jr.	7	1	.	1
14	Konata Mumpfield	11	1	.	1
49	Byron Floyd	12	2-0	.	.	.
Totals		12	394	308	702	82-399	45-314	10-241	65	53	7-30	10	3	1
Opponents		12	439	420	859	55-241	18-143	10-65	45	72	9-108	16	3	0



**2022-23 Pittsburgh Football
Team Game-by-Game
All games**

Page 1/1
as of Nov 29, 2022

		Rushing				Receiving				Passing				Kick Returns				Punt Returns				tot
Date	Opponent	no.	yds	td	lg	no.	yds	td	lg	cmp-att-int	yds	td	lg	no.	yds	td	lg	no.	yds	td	lg	off
09/01/2022	West Virginia	38	76	3	14	16	308	1	64	16-24-0	308	1	64	2	43	0	23	1	3	0	3	384
09/10/2022	Tennessee	39	141	1	76	23	274	2	57	23-44-1	274	2	57	2	30	0	16	0	6	0	6	415
09/17/2022	at Western Mich.	52	238	2	23	9	179	1	39	9-12-0	179	1	39	4	75	0	22	3	-5	0	0	417
09/24/2022	Rhode Island	41	271	5	67	20	189	0	41	20-27-0	189	0	41	4	78	0	29	3	75	1	82	460
10/01/2022	Georgia Tech	31	106	0	12	26	305	3	30	26-45-1	305	3	30	3	72	0	31	5	26	0	8	411
10/08/2022	Virginia Tech	43	326	6	80	15	170	0	37	15-28-1	170	0	37	3	44	0	24	0	0	0	0	496
10/22/2022	at Louisville	37	168	1	36	16	158	0	37	16-29-2	158	0	37	0	0	0	0	3	-3	0	2	326
10/29/2022	at North Carolina	30	131	3	22	14	236	0	50	14-31-0	236	0	50	2	35	0	19	3	13	0	26	367
11/05/2022	Syracuse	48	161	2	13	16	176	0	29	16-24-2	176	0	29	2	28	0	28	2	29	0	20	337
11/12/2022	at Virginia	48	189	1	13	14	208	1	37	14-24-0	208	1	37	0	0	0	0	6	85	0	31	397
11/19/2022	Duke	33	120	1	26	15	190	1	35	15-32-2	190	1	35	4	24	0	15	2	15	0	11	310
11/26/2022	at Miami (FL)	35	248	3	37	18	262	3	66	18-28-1	262	3	66	1	21	0	21	2	4	0	3	510
Pittsburgh		475	2175	28	80	202	2655	12	66	202-348-10	2655	12	66	27	450	0	31	30	248	1	82	4830
Opponents		356	1146	11	63	229	2690	21	61	229-416-10	2690	21	61	16	272	0	35	18	87	1	23	3836

Pittsburgh Averages

Games	Avg/ rush	Avg/ catch	Pass effic	KR avg	PR avg	All purpose avg/game	Total offense avg/game
12	4.6	13.1	127.8	16.7	8.3	480.8	402.5

Date	Opponent	Tackles				Sacks no-yds	Fumble		Pass Defense			blkd kick	PAT attempts			off		
		ua	a	total	tfl-yds		ff	fr-yds	int-yds	qbh	brup		kick	rush	rcv	saf	t/o	pts
09/01/2022	West Virginia	36	40	76	8.0-38	3-22	2	1-0	1-56	8	10	0	5-5	0	0	0	14	38
09/10/2022	Tennessee	32	44	76	6.0-21	3-15	1	2-0	0-0	1	4	1	3-3	0	0	0	10	27
09/17/2022	at Western Mich.	29	8	37	4.0-18	2-16	0	0-0	3-22	1	3	0	4-4	0	0	0	14	34
09/24/2022	Rhode Island	21	32	53	7.0-37	4-30	0	0-0	0-0	2	8	0	6-6	0	0	0	0	45
10/01/2022	Georgia Tech	38	22	60	11.0-44	4-27	0	0-0	0-0	6	8	0	3-3	0	0	0	0	21
10/08/2022	Virginia Tech	32	42	74	4.0-23	3-20	1	1-0	1-1	10	6	2	6-6	0	0	0	7	45
10/22/2022	at Louisville	29	20	49	5.0-20	2-14	0	0-0	1-27	4	2	0	1-1	0	0	0	3	10
10/29/2022	at North Carolina	47	12	59	5.0-17	2-11	1	0-0	0-0	3	2	0	3-3	0	0	0	0	24
11/05/2022	Syracuse	25	24	49	10.0-37	6-27	1	0-0	0-0	2	7	0	2-2	0	0	1	0	19
11/12/2022	at Virginia	28	22	50	8.0-69	8-69	0	0-0	2-68	3	3	0	4-4	0	0	0	14	37
11/19/2022	Duke	34	30	64	3.0-20	2-19	2	2-30	0-0	11	8	0	2-2	1	0	0	15	28
11/26/2022	at Miami (FL)	43	12	55	11.0-55	6-44	2	1-0	2-67	2	4	0	6-6	0	0	0	14	42
Pittsburgh		394	308	702	82.0-399	45-314	10	7-30	10-241	53	65	3	45-45	1	0	1	91	370
Opponents		439	420	859	55.0-241	18-143	16	9-108	10-65	72	45	3	29-30	0	0	0	40	281

Date	Opponent	Punting										Field Goals			Kickoffs			
		no.	yds	avg	long	blkd	tb	fc	50+	i20	md-att	long	blkd	no.	yds	avg	tb	ob
09/01/2022	West Virginia	6	214	35.7	53	1	0	2	1	2	1-1	42	0	7	410	58.6	3	0
09/10/2022	Tennessee	2	69	34.5	39	0	0	0	0	0	2-4	35	0	6	390	65.0	5	0
09/17/2022	at Western Mich.	2	77	38.5	42	0	0	0	0	0	2-3	48	0	7	429	61.3	4	0
09/24/2022	Rhode Island	1	34	34.0	34	0	0	0	0	0	1-1	31	0	7	449	64.1	5	0
10/01/2022	Georgia Tech	6	228	38.0	42	0	0	2	0	1	0-0	0	0	3	172	57.3	2	0
10/08/2022	Virginia Tech	7	236	33.7	49	1	0	2	0	2	1-1	47	0	8	520	65.0	8	0
10/22/2022	at Louisville	4	150	37.5	41	0	0	2	0	0	1-1	37	0	3	195	65.0	3	0
10/29/2022	at North Carolina	6	242	40.3	46	0	0	3	0	3	1-1	47	0	5	301	60.2	4	0
11/05/2022	Syracuse	7	258	36.9	48	0	1	0	0	2	1-1	43	0	4	260	65.0	3	0
11/12/2022	at Virginia	4	151	37.8	48	0	0	0	0	1	3-4	39	0	8	520	65.0	8	0
11/19/2022	Duke	5	177	35.4	45	1	0	3	0	4	2-2	51	0	6	357	59.5	3	0
11/26/2022	at Miami (FL)	3	131	43.7	59	0	0	1	1	2	0-0	0	0	7	428	61.1	4	0
Pittsburgh		53	1967	37.1	59	3	1	15	2	17	15-19	51	0	71	4431	62.4	52	0
Opponents		71	2964	41.7	63	2	2	16	14	15	16-19	51	0	61	3558	58.3	30	0



2022-23 Pittsburgh Football Opponents Game-by-Game All games

Page 1/1
as of Nov 29, 2022

Date	Opponent	Rushing				Receiving				Passing				Kick Returns				Punt Returns				tot
		no.	yds	td	lg	no.	yds	td	lg	cmp-att-int	yds	td	lg	no.	yds	td	lg	no.	yds	td	lg	off
09/01/2022	West Virginia	33	190	2	44	23	214	2	32	23-40-1	214	2	32	2	31	0	19	2	25	0	14	404
09/10/2022	Tennessee	35	91	2	14	27	325	2	61	27-42-0	325	2	61	1	29	0	29	2	3	0	4	416
09/17/2022	at Western Mich.	29	50	0	16	7	130	1	44	7-19-3	130	1	44	2	36	0	24	1	12	0	12	180
09/24/2022	Rhode Island	22	63	2	63	17	223	1	45	17-30-0	223	1	45	2	36	0	19	1	0	0	0	286
10/01/2022	Georgia Tech	44	232	1	63	11	102	1	33	11-27-0	102	1	33	1	4	0	4	0	0	0	0	334
10/08/2022	Virginia Tech	30	126	2	29	25	277	1	43	25-47-1	277	1	43	0	0	0	0	4	2	1	2	403
10/22/2022	at Louisville	30	122	0	30	13	190	2	33	13-27-1	190	2	33	0	0	0	0	1	0	0	0	312
10/29/2022	at North Carolina	30	86	1	15	34	388	5	50	34-45-0	388	5	50	1	14	0	14	1	23	0	23	474
11/05/2022	Syracuse	25	25	0	16	8	120	0	45	8-23-0	120	0	45	1	35	0	35	3	14	0	8	145
11/12/2022	at Virginia	24	-8	0	12	17	152	1	20	17-32-2	152	1	20	0	0	0	0	1	0	0	0	144
11/19/2022	Duke	27	63	1	12	24	290	3	49	24-45-0	290	3	49	3	44	0	24	1	-4	0	0	353
11/26/2022	at Miami (FL)	27	106	0	56	23	279	2	58	23-39-2	279	2	58	3	43	0	32	1	12	0	12	385
Opponents		356	1146	11	63	229	2690	21	61	229-416-10	2690	21	61	16	272	0	35	18	87	1	23	3836
Pittsburgh		475	2175	28	80	202	2655	12	66	202-348-10	2655	12	66	27	450	0	31	30	248	1	82	4830

Opponents Averages

Games	Avg/ rush	Avg/ catch	Pass effic	KR avg	PR avg	All purpose avg/game	Total offense avg/game
12	3.2	11.7	121.2	17.0	4.8	355.0	319.7

Date	Opponent	Tackles				Sacks no-yds	Fumble		Pass Defense			blkd kick	PAT attempts			off		
		ua	a	total	tfl-yds		ff	fr-yds	int-yds	qbh	brup		kick	rush	rcv	saf	t/o	pts
09/01/2022	West Virginia	33	28	61	6.0-40	5-39	1	1-0	0-0	3	3	1	4-4	0	0	0	0	31
09/10/2022	Tennessee	43	26	69	9.0-45	4-34	2	1-0	1-0	16	4	0	4-4	0	0	0	7	34
09/17/2022	at Western Mich.	46	36	82	6.0-20	1-9	1	1-0	0-0	1	2	0	1-1	0	0	0	3	13
09/24/2022	Rhode Island	26	64	90	2.0-5	0-0	2	0-0	0-0	3	1	0	3-3	0	0	0	0	24
10/01/2022	Georgia Tech	43	30	73	5.0-28	2-13	2	2-43	1-0	12	7	0	2-2	0	0	0	13	26
10/08/2022	Virginia Tech	33	40	73	11.0-26	1-12	0	0-0	1-0	6	4	1	2-3	0	0	0	7	29
10/22/2022	at Louisville	38	26	64	6.0-16	2-6	4	2-59	2-28	7	4	0	3-3	0	0	0	0	24
10/29/2022	at North Carolina	30	28	58	5.0-17	1-10	1	1-0	0-0	6	6	0	6-6	0	0	0	7	42
11/05/2022	Syracuse	32	54	86	3.0-14	1-12	1	0-0	2-0	10	1	0	0-0	0	0	0	3	9
11/12/2022	at Virginia	45	34	79	0.0-0	0-0	0	0-0	0-0	2	4	0	1-1	0	0	0	0	7
11/19/2022	Duke	35	30	65	2.0-30	1-8	0	0-0	2-33	5	6	1	2-2	0	0	0	0	26
11/26/2022	at Miami (FL)	35	24	59	0.0-0	0-0	2	1-6	1-4	1	3	0	1-1	0	0	0	0	16
Opponents		439	420	859	55.0-241	18-143	16	9-108	10-65	72	45	3	29-30	0	0	0	40	281
Pittsburgh		394	308	702	82.0-399	45-314	10	7-30	10-241	53	65	3	45-45	1	0	1	91	370

Date	Opponent	Punting										Field Goals			Kickoffs				
		no.	yds	avg	long	blkd	tb	fc	50+	i20	md-att	long	blkd	no.	yds	avg	tb	ob	
09/01/2022	West Virginia	6	247	41.2	48	0	0	4	0	3	1-1	24	0	5	317	63.4	2	0	
09/10/2022	Tennessee	6	213	35.5	49	1	0	2	0	2	2-2	51	0	5	322	64.4	3	0	
09/17/2022	at Western Mich.	5	211	42.2	50	0	0	2	1	0	2-2	40	0	5	240	48.0	0	0	
09/24/2022	Rhode Island	5	218	43.6	55	0	0	1	1	0	1-1	34	0	5	254	50.8	1	0	
10/01/2022	Georgia Tech	6	273	45.5	51	0	0	0	1	1	4-4	40	0	7	446	63.7	4	0	
10/08/2022	Virginia Tech	9	294	32.7	44	1	0	5	0	2	1-2	18	0	6	365	60.8	3	0	
10/22/2022	at Louisville	6	257	42.8	48	0	1	0	0	2	1-1	48	0	5	325	65.0	5	0	
10/29/2022	at North Carolina	4	184	46.0	52	0	0	0	2	3	0-0	0	0	7	443	63.3	5	0	
11/05/2022	Syracuse	7	282	40.3	50	0	0	1	2	0	3-4	49	0	5	260	52.0	2	0	
11/12/2022	at Virginia	8	409	51.1	63	0	1	0	4	0	0-1	0	0	2	130	65.0	2	0	
11/19/2022	Duke	6	236	39.3	57	0	0	1	2	1	0-0	0	0	5	216	43.2	1	0	
11/26/2022	at Miami (FL)	3	140	46.7	52	0	0	0	1	1	1-1	25	0	4	240	60.0	2	0	
Opponents		71	2964	41.7	63	2	2	16	14	15	16-19	51	0	61	3558	58.3	30	0	
Pittsburgh		53	1967	37.1	59	3	1	15	2	17	15-19	51	0	71	4431	62.4	52	0	



2022-23 Pittsburgh Football
Team Game Highs
All games

Page 1/1
as of Nov 29, 2022

Pittsburgh - Game Highs

RUSHES	52	at Western Mich. (09/17/2022)
YARDS RUSHING	326	Virginia Tech (10/08/2022)
YARDS PER RUSH	7.6	Virginia Tech (10/08/2022)
TD RUSHES	6	Virginia Tech (10/08/2022)
PASS ATTEMPTS	45	Georgia Tech (10/01/2022)
PASS COMPLETIONS	26	Georgia Tech (10/01/2022)
YARDS PASSING	308	West Virginia (09/01/2022)
YARDS PER PASS	14.9	at Western Mich. (09/17/2022)
TD PASSES	3	at Miami (FL) (11/26/2022)
	3	Georgia Tech (10/01/2022)
TOTAL PLAYS	83	Tennessee (09/10/2022)
TOTAL OFFENSE	510	at Miami (FL) (11/26/2022)
YARDS PER PLAY	8.1	at Miami (FL) (11/26/2022)
POINTS	45	Rhode Island (09/24/2022)
	45	Virginia Tech (10/08/2022)
SACKS BY	8	at Virginia (11/12/2022)
FIRST DOWNS	27	at Miami (FL) (11/26/2022)
PENALTIES	12	Georgia Tech (10/01/2022)
PENALTY YARDS	97	Rhode Island (09/24/2022)
TURNOVERS	4	at Louisville (10/22/2022)
PUNTS	7	Virginia Tech (10/08/2022)
	7	Syracuse (11/05/2022)
PUNTING AVG	43.7	at Miami (FL) (11/26/2022)
LONG PUNT	59	at Miami (FL) (11/26/2022)
PUNTS INSIDE 20	4	Duke (11/19/2022)
LONG PUNT RETURN	82	Rhode Island (09/24/2022)



2022-23 Pittsburgh Football
Opponent Match Highs
All games

Page 1/1
as of Nov 29, 2022

Opponent - Game Highs

RUSHES	44	Georgia Tech (10/01/2022)
YARDS RUSHING	232	Georgia Tech (10/01/2022)
YARDS PER RUSH	5.8	West Virginia (09/01/2022)
TD RUSHES	2 2 2 2	Rhode Island (09/24/2022) Virginia Tech (10/08/2022) Tennessee (09/10/2022) West Virginia (09/01/2022)
PASS ATTEMPTS	47	Virginia Tech (10/08/2022)
PASS COMPLETIONS	34	at North Carolina (10/29/2022)
YARDS PASSING	388	at North Carolina (10/29/2022)
YARDS PER PASS	8.6	at North Carolina (10/29/2022)
TD PASSES	5	at North Carolina (10/29/2022)
TOTAL PLAYS	77 77	Tennessee (09/10/2022) Virginia Tech (10/08/2022)
TOTAL OFFENSE	474	at North Carolina (10/29/2022)
YARDS PER PLAY	6.3	at North Carolina (10/29/2022)
POINTS	42	at North Carolina (10/29/2022)
SACKS BY	5	West Virginia (09/01/2022)
FIRST DOWNS	26	at North Carolina (10/29/2022)
PENALTIES	11	West Virginia (09/01/2022)
PENALTY YARDS	80	at Miami (FL) (11/26/2022)
TURNOVERS	3 3	at Miami (FL) (11/26/2022) at Western Mich. (09/17/2022)
PUNTS	9	Virginia Tech (10/08/2022)
PUNTING AVG	51.1	at Virginia (11/12/2022)
LONG PUNT	63	at Virginia (11/12/2022)
PUNTS INSIDE 20	3 3	at North Carolina (10/29/2022) West Virginia (09/01/2022)
LONG PUNT RETURN	23	at North Carolina (10/29/2022)



2022-23 Pittsburgh Football
Individual Game Highs
All games

Page 1/1
as of Nov 29, 2022

Pittsburgh - Individual Game Highs

RUSHES	36	Israel Abanikanda vs Virginia Tech (10/08/2022)
YARDS RUSHING	320	Israel Abanikanda vs Virginia Tech (10/08/2022)
TD RUSHES	6	Israel Abanikanda vs Virginia Tech (10/08/2022)
LONG RUSH	80	Israel Abanikanda vs Virginia Tech (10/08/2022)
PASS ATTEMPTS	45	Kedon Slovis vs Georgia Tech (10/01/2022)
PASS COMPLETIONS	26	Kedon Slovis vs Georgia Tech (10/01/2022)
YARDS PASSING	308	Kedon Slovis vs West Virginia (09/01/2022)
TD PASSES	3	Kedon Slovis at Miami (FL) (11/26/2022)
	3	Kedon Slovis vs Georgia Tech (10/01/2022)
LONG PASS	66	Kedon Slovis at Miami (FL) (11/26/2022)
RECEPTIONS	11	Jared Wayne at Miami (FL) (11/26/2022)
YARDS RECEIVING	205	Jared Wayne at Miami (FL) (11/26/2022)
TD RECEPTIONS	3	Jared Wayne at Miami (FL) (11/26/2022)
LONG RECEPTION	66	Jared Wayne at Miami (FL) (11/26/2022)
PUNTS	6	Sam Vander Haar vs Virginia Tech (10/08/2022)
	6	Sam Vander Haar vs Georgia Tech (10/01/2022)
PUNTING AVG	49.5	Caleb Junko at Miami (FL) (11/26/2022)
LONG PUNT	59	Caleb Junko at Miami (FL) (11/26/2022)
PUNTS INSIDE 20	3	Sam Vander Haar vs Duke (11/19/2022)
LONG PUNT RETURN	82	M.J. Devonshire vs Rhode Island (09/24/2022)
LONG KICKOFF RETURN	31	C'Bo Flemister vs Georgia Tech (10/01/2022)
TACKLES	14	SirVocea Dennis vs Duke (11/19/2022)
SACKS	3.5	Calijah Kancey at Virginia (11/12/2022)
TACKLES FOR LOSS	4	Dayon Hayes at Miami (FL) (11/26/2022)



2022-23 Pittsburgh Football
Opponent Individual Match Highs
All games

Page 1/1
as of Nov 29, 2022

Opponent - Individual Game Highs

RUSHES	20	Hassan Hall vs Georgia Tech (10/01/2022)
YARDS RUSHING	157	Hassan Hall vs Georgia Tech (10/01/2022)
TD RUSHES	2 2	Marques DeShields vs Rhode Island (09/24/2022) Jabari Small vs Tennessee (09/10/2022)
LONG RUSH	63 63	Hassan Hall vs Georgia Tech (10/01/2022) Marques DeShields vs Rhode Island (09/24/2022)
PASS ATTEMPTS	47	Grant Wells vs Virginia Tech (10/08/2022)
PASS COMPLETIONS	34	Drake Maye at North Carolina (10/29/2022)
YARDS PASSING	388	Drake Maye at North Carolina (10/29/2022)
TD PASSES	5	Drake Maye at North Carolina (10/29/2022)
LONG PASS	61	Hendon Hooker vs Tennessee (09/10/2022)
RECEPTIONS	14	Jordan Moore vs Duke (11/19/2022)
YARDS RECEIVING	199	Jordan Moore vs Duke (11/19/2022)
TD RECEPTIONS	2 2 2	Josh Downs at North Carolina (10/29/2022) Antoine Green at North Carolina (10/29/2022) Bryce Ford-Wheaton vs West Virginia (09/01/2022)
LONG RECEPTION	61	Cedric Tillman vs Tennessee (09/10/2022)
FIELD GOALS	4	Gavin Stewart vs Georgia Tech (10/01/2022)
LONG FIELD GOALS	51	Chase McGrath vs Tennessee (09/10/2022)
PUNTS	8 8	Daniel Sparks at Virginia (11/12/2022) Peter Moore vs Virginia Tech (10/08/2022)
PUNTING AVG	51.1	Daniel Sparks at Virginia (11/12/2022)
LONG PUNT	63	Daniel Sparks at Virginia (11/12/2022)
PUNTS INSIDE 20	3 3	Ben Kiernan at North Carolina (10/29/2022) Oliver Straw vs West Virginia (09/01/2022)
LONG PUNT RETURN	23	Josh Downs at North Carolina (10/29/2022)
LONG KICKOFF RETURN	35	Trebor Pena vs Syracuse (11/05/2022)
TACKLES	14 14 14	Marlowe Wax vs Syracuse (11/05/2022) Ayinde Eley vs Georgia Tech (10/01/2022) Aaron Beasley vs Tennessee (09/10/2022)
SACKS	1.5 1.5	Dante Stills vs West Virginia (09/01/2022) Jared Bartlett vs West Virginia (09/01/2022)
TACKLES FOR LOSS	2.5 2.5 2.5	YaYa Diaby at Louisville (10/22/2022) Jaylen Griffin vs Virginia Tech (10/08/2022) Ayinde Eley vs Georgia Tech (10/01/2022)
INTERCEPTIONS	1 1 1 1 1 1 1 1 1 1 1 1	Leonard Taylor at Miami (FL) (11/26/2022) Datrone Young vs Duke (11/19/2022) Shaka Heyward vs Duke (11/19/2022) Ja'Had Carter vs Syracuse (11/05/2022) Isaiah Johnson vs Syracuse (11/05/2022) Yasir Abdullah at Louisville (10/22/2022) M.J. Griffin at Louisville (10/22/2022) Keonta Jenkins vs Virginia Tech (10/08/2022) Charlie Thomas vs Georgia Tech (10/01/2022) Trevon Flowers vs Tennessee (09/10/2022)



2022-23 Pittsburgh Football Games Played All games

Page 1/2
as of Nov 29, 2022

##	Player	GP-GS	WVU	UT	WMU	URI	GaTech	VT	LOU	UNC	SU	UVa	DU	UM
0	Judson Tallandier II	12/0	XXX	XXX	XXX	XXX	XXX	XXX	XXX	XXX	XXX	XXX	XXX	XXX
2	David Green	12/7	XXX	START	START	START	START	START	XXX	XXX	START	XXX	XXX	START
2	Israel Abanikanda	11/11	START	START	START	START	START	START	START	START	...	START	START	START
3	Kyi Wright	12/0	XXX	XXX	XXX	XXX	XXX	XXX	XXX	XXX	XXX	XXX	XXX	XXX
3	Khalil Anderson	1/0	XXX
4	Daniel Carter	11/4	START	XXX	XXX	START	XXX	XXX	START	...	START	XXX	XXX	XXX
4	Nahki Johnson	5/0	XXX	XXX	XXX	XXX	...	XXX
5	Deslin Alexandre	9/9	START	START	START	START	START	START	START	START	START
5	Jared Wayne	11/11	START	START	START	...	START	START	START	START	START	START	START	START
6	John Morgan III	12/5	XXX	START	START	START	XXX	XXX	XXX	XXX	XXX	XXX	START	START
6	Rodney Hammond Jr.	7/1	XXX	XXX	XXX	START	XXX	XXX	XXX
7	SirVocea Dennis	12/12	START	START	START	START	START	START	START	START	START	START	START	START
7	Jaden Bradley	6/1	XXX	XXX	XXX	XXX	XXX	START
8	Calijah Kancey	11/11	START	START	START	START	START	START	START	START	START	START	START	...
8	Karter Johnson	11/2	...	XXX	XXX	XXX	XXX	START	START	XXX	XXX	XXX	XXX	XXX
9	Kedon Slovis	11/11	START	START	...	START	START	START	START	START	START	START	START	START
9	Brandon Hill	12/12	START	START	START	START	START	START	START	START	START	START	START	START
10	Tylar Wiltz	12/2	XXX	XXX	XXX	XXX	XXX	XXX	XXX	START	XXX	XXX	START	XXX
10	Jaylon Barden	8/0	XXX	XXX	XXX	XXX	XXX	...	XXX	XXX	...	XXX
11	Bangally Kamara	12/10	START	START	START	START	START	START	START	XXX	START	START	XXX	START
12	M.J. Devonshire	12/8	XXX	START	XXX	START	START	XXX	START	XXX	START	START	START	START
12	Nick Patti	2/0	...	XXX	XXX
14	Marquis Williams	11/11	START	START	START	...	START	START	START	START	START	START	START	START
14	Konata Mumpfield	11/8	XXX	START	START	START	START	...	XXX	START	XXX	START	START	START
15	Bub Means	12/6	XXX	START	XXX	START	XXX	XXX	XXX	START	XXX	START	START	START
15	Rashad Battle	3/0	XXX	XXX	XXX
16	Derek Kyler	0/0
16	Nate Temple	3/0	XXX	XXX	XXX
17	Jake Frantl	0/0
17	Samuel Okunlola	3/0	XXX	XXX	XXX
18	Eli Kosanovich	0/0
18	Ryland Gandy	3/0	XXX	XXX	...	XXX
19	Jahvante Royal	4/0	XXX	XXX	XXX	XXX
19	Nate Yarnell	1/1	START
20	Myles Alston	7/0	XXX	XXX	XXX	...	XXX	...	XXX	XXX	XXX
20	Javon McIntyre	12/0	XXX	XXX	XXX	XXX	XXX	XXX	XXX	XXX	XXX	XXX	XXX	XXX
21	Che Nwabuko	0/0
22	Vincent Davis	12/1	XXX	XXX	START	XXX	XXX	XXX	XXX	XXX	XXX	XXX	XXX	XXX
22	P.J. O'Brien	12/0	XXX	XXX	XXX	XXX	XXX	XXX	XXX	XXX	XXX	XXX	XXX	XXX
23	Solomon DeShields	12/0	XXX	XXX	XXX	XXX	XXX	XXX	XXX	XXX	XXX	XXX	XXX	XXX
24	C'Bo Flemister	12/0	XXX	XXX	XXX	XXX	XXX	XXX	XXX	XXX	XXX	XXX	XXX	XXX
24	Tamarion Crumpley	0/0
25	A.J. Woods	12/5	START	XXX	START	START	XXX	START	XXX	START	XXX	XXX	XXX	XXX
26	Anthony Summey	0/0
27	Buddy Mack III	3/0	XXX	XXX	XXX	...
28	Noah Biglow	4/0	XXX	...	XXX	XXX	...	XXX
29	Josh Junko	0/0
29	Luke DelGaudio	10/0	XXX	XXX	XXX	XXX	XXX	XXX	XXX	XXX	XXX	XXX
30	Brandon George	3/0	...	XXX	XXX	XXX
31	Erick Hallett II	12/12	START	START	START	START	START	START	START	START	START	START	START	START
32	Shayne Simon	12/12	START	START	START	START	START	START	START	START	START	START	START	START
35	Isaiah Stewart	0/0
35	Hudson Primus	0/0
37	Angelo Priore	0/0
37	Stephon Hall	9/0	...	XXX	XXX	XXX	XXX	XXX	XXX	XXX	XXX	XXX
38	Kyle Louis	3/0	XXX	XXX	XXX
39	Myles Canton	2/0	XXX	...	XXX
40	Addison Copeland III	1/0	XXX
41	Jehvonn Lewis	12/0	XXX	XXX	XXX	XXX	XXX	XXX	XXX	XXX	XXX	XXX	XXX	XXX
43	Cole Mitchell	0/0



**2022-23 Pittsburgh Football
Games Played
All games**

Page 2/2
as of Nov 29, 2022

##	Player	GP-GS	WVU	UT	WMU	URI	GaTech	VT	LOU	UNC	SU	UVa	DU	UM
44	Jimmy Scott	0/0
45	Dante Caputo	0/0
46	Sam Williams	1/0	XXX
46	Peter Vardzel	4/0	XXX	XXX	XXX	XXX
47	Aydin Henningham	0/0
47	Caden Smith	0/0
49	Byron Floyd	12/0	XXX	XXX	XXX	XXX	XXX	XXX	XXX	XXX	XXX	XXX	XXX	XXX
50	Jason Collier	10/0	XXX	...	XXX	XXX	XXX	XXX	...	XXX	XXX	XXX	XXX	XXX
50	Dayon Hayes	7/0	XXX	XXX	XXX	XXX	XXX	...	XXX	XXX
53	Jake Kradel	12/12	START	START	START	START	START	START	START	START	START	START	START	START
53	Dorien Ford	1/0	XXX
54	Trey Andersen	8/0	XXX	XXX	XXX	XXX	XXX	XXX	XXX	XXX
54	Dylan Bennett	10/0	XXX	XXX	XXX	...	XXX	XXX	XXX	XXX	XXX	XXX	XXX	...
55	Marcus Minor	12/12	START	START	START	START	START	START	START	START	START	START	START	START
55	Sean FitzSimmons	2/0	XXX	XXX
56	Will King IV	0/0
57	Gabe Houy	8/5	XXX	XXX	XXX	START	START	START	...	START	START
57	Bam Brima	11/1	XXX	XXX	XXX	START	XXX	XXX	XXX	...	XXX	XXX	XXX	XXX
58	Terrence Moore	11/0	XXX	XXX	XXX	XXX	XXX	XXX	...	XXX	XXX	XXX	XXX	XXX
59	Nick Lapi	12/0	XXX	XXX	XXX	XXX	XXX	XXX	XXX	XXX	XXX	XXX	XXX	XXX
60	Owen Drexel	5/5	START	START	START	START	START
61	Ryan Jacoby	12/5	START	XXX	START	XXX	START	START	XXX	XXX	START	XXX	XXX	XXX
62	Dakota Peters	0/0
63	Matt Altzman	0/0
66	George French II	0/0
68	Blake Zubovic	12/8	START	XXX	START	START	START	START	START	START	START	XXX	XXX	XXX
69	Matt Metrosky	0/0
70	Ryan Baer	3/0	XXX	XXX	XXX
72	Isaiah Montgomery	0/0
74	Terrence Enos Jr.	8/0	XXX	XXX	XXX	XXX	XXX	XXX	XXX	XXX
76	Matt Goncalves	12/12	START	START	START	START	START	START	START	START	START	START	START	START
77	Carter Warren	4/4	START	START	START	START
78	Branson Taylor	12/3	XXX	XXX	XXX	XXX	START	START	XXX	XXX	XXX	START	XXX	XXX
80	Isaiah Nesmith	0/0
82	Gavin Thomson	6/0	...	XXX	XXX	XXX	XXX	XXX	XXX
83	Dylan Deveney	0/0
84	Jake McConnachie	3/0	XXX	XXX	XXX
85	Josh Altzman	0/0
86	Gavin Bartholomew	12/9	XXX	START	XXX	START	START	XXX	START	START	START	START	START	START
87	Habakkuk Baldonado	9/9	START	START	START	...	START	START	START	START	START	START
88	Jake Renda	8/0	XXX	XXX	XXX	XXX	XXX	XXX	XXX	XXX
90	Deandre Jules	11/0	XXX	XXX	XXX	XXX	XXX	XXX	...	XXX	XXX	XXX	XXX	XXX
90	Ben Sauls	12/0	XXX	XXX	XXX	XXX	XXX	XXX	XXX	XXX	XXX	XXX	XXX	XXX
91	Sam Scarton	0/0
92	Tyler Bentley	11/1	XXX	XXX	XXX	XXX	XXX	XXX	START	XXX	...	XXX	XXX	XXX
92	Cam Guess	12/0	XXX	XXX	XXX	XXX	XXX	XXX	XXX	XXX	XXX	XXX	XXX	XXX
93	James Fineran	0/0
94	Elliot Donald	6/0	XXX	XXX	XXX	XXX	XXX	XXX
94	Sam Vander Haar	10/0	XXX	XXX	XXX	XXX	XXX	XXX	XXX	XXX	XXX	XXX
95	Devin Danielson	10/5	START	XXX	XXX	XXX	XXX	START	XXX	START	START	START
95	Caleb Junko	6/0	XXX	XXX	XXX	XXX	XXX	XXX
96	Chris Maloney	11/0	...	XXX	XXX	XXX	XXX	XXX	XXX	XXX	XXX	XXX	XXX	XXX



2022-23 Pittsburgh Football
Passing Game-by-Game
All games

Page 1/1
as of Nov 29, 2022

#5 Jared Wayne	Comp	Att	Int	Pct	Yards	TD	Long	Sacked	Effic.
Syracuse	0	1	1	0.0	0	0	0	0-0	-200.0
Totals	0	1	1	0.0	0	0	0	0-0	-200.0

#9 Kedon Slovis	Comp	Att	Int	Pct	Yards	TD	Long	Sacked	Effic.
West Virginia	16	24	0	66.7	308	1	64	5-39	188.2
Tennessee	14	24	1	58.3	195	1	57	2-16	132.0
Rhode Island	20	27	0	74.1	189	0	41	0-0	132.9
Georgia Tech	26	45	1	57.8	305	3	30	2-13	132.3
Virginia Tech	15	28	1	53.6	170	0	37	1-12	97.4
Louisville	16	29	2	55.2	158	0	37	2-6	87.1
North Carolina	14	31	0	45.2	236	0	50	1-10	109.1
Syracuse	16	23	1	69.6	176	0	29	1-12	125.1
Virginia	14	24	0	58.3	208	1	37	0-0	144.9
Duke	15	32	2	46.9	190	1	35	1-8	94.6
Miami (FL)	18	28	1	64.3	262	3	66	0-0	171.1
Totals	184	315	9	58.4	2397	10	66	15-116	127.1

#12 Nick Patti	Comp	Att	Int	Pct	Yards	TD	Long	Sacked	Effic.
Tennessee	9	20	0	45.0	79	1	21	2-18	94.7
Totals	9	20	0	45.0	79	1	21	2-18	94.7

#19 Nate Yarnell	Comp	Att	Int	Pct	Yards	TD	Long	Sacked	Effic.
Western Mich.	9	12	0	75.0	179	1	39	1-9	227.8
Totals	9	12	0	75.0	179	1	39	1-9	227.8



2022-23 Pittsburgh Football
Rushing/Receiving Game-by-Game
All games

Page 1/1
as of Nov 29, 2022

Rushing

Player	No-Yds/TD	WVU	UT	WMU	URI	GaTech	VT	LOU	UNC	SU	UVa	DU	UM
Israel Abanikanda	239-1431/20	8-15/0	25-154/1	31-133/1	19-177/4	10-31/0	36-320/6	28-129/1	26-127/3	DNP	24-121/1	17-113/1	15-111/2
Rodney Hammond Jr.	84-366/3	16-74/2	DNP	DNP	DNP	DNP	DNP	5-38/0	3-14/0	28-124/1	13-39/0	9-21/0	10-56/0
Vincent Davis	45-247/1	-	5-14/0	11-83/0	7-51/1	15-80/0	4-3/0	1-8/0	-	2-8/0	-	-	-
C'Bo Flemister	40-221/2	1-0/0	-	4-28/0	4-13/0	2-4/0	-	-	-	12-42/1	8-38/0	2-7/0	7-89/1
Kedon Slovis	25--68/0	7--20/0	4--13/0	DNP	1-7/0	3--8/0	2--8/0	2--6/0	1--10/0	3--10/0	-	2-0/0	-
Daniel Carter	12-40/2	2-4/1	-	2-6/1	7-19/0	-	1-11/0	-	DNP	-	-	-	-
Nick Patti	4--13/0	DNP	4--13/0	DNP	DNP	DNP	DNP	DNP	DNP	DNP	-	DNP	DNP
Bub Means	3-10/0	1-2/0	-	-	1-6/0	-	-	-	-	-	-	1-2/0	-
Nate Yarnell	2--10/0	DNP	DNP	2--10/0	DNP	DNP	DNP	DNP	DNP	DNP	DNP	DNP	DNP
Konata Mumpfield	1-3/0	1-3/0	-	-	-	-	DNP	-	-	-	-	-	-

Receiving

Player	No-Yds/TD	WVU	UT	WMU	URI	GaTech	VT	LOU	UNC	SU	UVa	DU	UM
Jared Wayne	55-1012/5	3-89/0	7-82/1	3-94/0	DNP	6-89/0	4-36/0	2-21/0	7-161/0	6-102/0	2-40/0	4-93/1	11-205/3
Konata Mumpfield	51-473/1	5-71/0	4-34/0	3-35/1	5-42/0	7-75/0	DNP	2-10/0	4-22/0	6-59/0	7-60/0	5-36/0	3-29/0
Bub Means	23-317/1	3-44/0	3-26/0	1-18/0	6-38/0	1-15/0	2-13/0	-	3-53/0	-	3-90/1	1-20/0	-
Gavin Bartholomew	20-284/2	1-9/0	5-84/1	1-37/0	1-3/0	3-55/1	3-41/0	2-24/0	-	1-4/0	-	2-19/0	1-8/0
Israel Abanikanda	12-146/1	1-24/1	1-21/0	1--5/0	1-19/0	-	-	3-50/0	-	DNP	1-8/0	2-21/0	2-8/0
Vincent Davis	11-95/0	-	1-13/0	-	3-34/0	3-14/0	-	2-16/0	-	1-8/0	1-10/0	-	-
Jaden Bradley	10-130/2	1-16/0	-	-	2-4/0	2-44/2	5-66/0	DNP	DNP	DNP	DNP	DNP	DNP
Karter Johnson	5-82/0	DNP	-	-	1-41/0	2-20/0	1-14/0	1-7/0	-	-	-	-	-
Rodney Hammond Jr.	5-65/0	2-55/0	DNP	DNP	DNP	DNP	DNP	1--2/0	-	1-0/0	-	-	1-12/0
Jaylon Barden	3-19/0	-	2-14/0	-	-	-	DNP	1-5/0	DNP	DNP	-	DNP	-
Gavin Thomson	2-27/0	DNP	-	-	1-8/0	-	-	1-19/0	DNP	DNP	DNP	DNP	DNP
Daniel Carter	2-9/0	-	-	-	-	-	-	1-8/0	DNP	-	-	1-1/0	-
Kyi Wright	1-3/0	-	-	-	-	-	-	-	-	1-3/0	-	-	-
Ryan Jacoby	1-3/0	-	-	-	-	1-3/0	-	-	-	-	-	-	-
Marcus Minor	1--10/0	-	-	-	-	1--10/0	-	-	-	-	-	-	-



**2022-23 Pittsburgh Football
Returns Game-by-Game
All games**

Page 1/1
as of Nov 29, 2022

Punt Returns

Player	No-Yds	WVU	UT	WMU	URI	GaTech	VT	LOU	UNC	SU	UVa	DU	UM
M.J. Devonshire	23-227	-	-	-	3-75	5-26	-	3--3	3-13	2-29	5-72	2-15	-
Vincent Davis	2-14	-	-	-	-	-	-	-	-	-	1-13	-	1-1
Konata Mumpfield	2-1	1-3	-	1--2	-	-	DNP	-	-	-	-	-	-
Jaylon Barden	2--3	-	-	2--3	-	-	DNP	-	DNP	DNP	-	DNP	-
Tylar Wiltz	1-3	-	-	-	-	-	-	-	-	-	-	-	1-3

Kick Returns

Player	No-Yds	WVU	UT	WMU	URI	GaTech	VT	LOU	UNC	SU	UVa	DU	UM
Israel Abanikanda	12-228	2-43	1-16	4-75	3-49	1-21	1-24	-	-	DNP	-	-	-
Rodney Hammond Jr.	6-107	-	DNP	DNP	DNP	DNP	DNP	-	2-35	1-28	-	2-23	1-21
C'Bo Flemister	3-54	-	-	-	-	2-51	1-3	-	-	-	-	-	-
Vincent Davis	2-31	-	1-14	-	-	-	1-17	-	-	-	-	-	-
Bub Means	1-29	-	-	-	1-29	-	-	-	-	-	-	-	-
Karter Johnson	1-1	DNP	-	-	-	-	-	-	-	-	-	1-1	-
M.J. Devonshire	1-0	-	-	-	-	-	-	-	-	1-0	-	-	-
Erick Hallett II	1-0	-	-	-	-	-	-	-	-	-	-	1-0	-

Interceptions Returns

Player	No-Yds	WVU	UT	WMU	URI	GaTech	VT	LOU	UNC	SU	UVa	DU	UM
Erick Hallett II	3-1	-	-	2-0	-	-	1-1	-	-	-	-	-	-
M.J. Devonshire	2-85	1-56	-	-	-	-	-	-	-	-	1-29	-	-
Marquis Williams	2-61	-	-	1-22	DNP	-	-	-	-	-	1-39	-	-
SirVocea Dennis	1-67	-	-	-	-	-	-	-	-	-	-	-	1-67
A.J. Woods	1-27	-	-	-	-	-	-	1-27	-	-	-	-	-
Javon McIntyre	1-0	-	-	-	-	-	-	-	-	-	-	-	1-0

Fumble Returns

Player	No-Yds	WVU	UT	WMU	URI	GaTech	VT	LOU	UNC	SU	UVa	DU	UM
Erick Hallett II	3-0	1-0	1-0	-	-	-	-	-	-	-	-	-	1-0
Byron Floyd	2-0	-	1-0	-	-	-	-	-	-	-	-	1-0	-
Brandon Hill	1-30	-	-	-	-	-	-	-	-	-	-	1-30	-
Shayne Simon	1-0	-	-	-	-	-	1-0	-	-	-	-	-	-



2022-23 Pittsburgh Football
All-Purpose Yards Game-by-Game
All games

Page 1/1
as of Nov 29, 2022

Player	Total	WVU	UT	WMU	URI	GaTech	VT	LOU	UNC	SU	UVa	DU	UM
Israel Abanikanda	1805	82	191	203	245	52	344	179	127	DNP	129	134	119
Jared Wayne	1012	89	82	94	DNP	89	36	21	161	102	40	93	205
Rodney Hammond Jr.	538	129	DNP	DNP	DNP	DNP	DNP	36	49	152	39	44	89
Konata Mumpfield	477	77	34	33	42	75	DNP	10	22	59	60	36	29
Vincent Davis	387	-	41	83	85	94	20	24	-	16	23	-	1
Bub Means	356	46	26	18	73	15	13	-	53	-	90	22	-
M.J. Devonshire	312	56	-	-	75	26	-	-3	13	29	101	15	-
Gavin Bartholomew	284	9	84	37	3	55	41	24	-	4	-	19	8
C'Bo Flemister	275	-	-	28	13	55	3	-	-	42	38	7	89
Jaden Bradley	130	16	-	-	4	44	66	DNP	DNP	DNP	DNP	DNP	DNP
Karter Johnson	83	DNP	-	-	41	20	14	7	-	-	-	1	-
SirVocea Dennis	67	-	-	-	-	-	-	-	-	-	-	-	67
Marquis Williams	61	-	-	22	DNP	-	-	-	-	-	39	-	-
Daniel Carter	49	4	-	6	19	-	11	8	DNP	-	-	1	-
Gavin Thomson	27	DNP	-	-	8	-	-	19	DNP	DNP	DNP	DNP	DNP
A.J. Woods	27	-	-	-	-	-	-	27	-	-	-	-	-
Jaylon Barden	16	-	14	-3	-	-	DNP	5	DNP	DNP	-	DNP	-
P.J. O'Brien	6	-	6	-	-	-	-	-	-	-	-	-	-
Kyi Wright	3	-	-	-	-	-	-	-	-	3	-	-	-
Tylar Wiltz	3	-	-	-	-	-	-	-	-	-	-	-	3
Ryan Jacoby	3	-	-	-	-	3	-	-	-	-	-	-	-
Erick Hallett II	1	-	-	-	-	-	1	-	-	-	-	-	-
Nate Yarnell	-10	DNP	DNP	-10	DNP	DNP	DNP	DNP	DNP	DNP	DNP	DNP	DNP
Marcus Minor	-10	-	-	-	-	-10	-	-	-	-	-	-	-
Nick Patti	-13	DNP	-13	DNP	DNP	DNP	DNP	DNP	DNP	DNP	-	DNP	DNP
Kedon Slovis	-68	-20	-13	DNP	7	-8	-8	-6	-10	-10	-	-	-



**2022-23 Pittsburgh Football
Total Tackles Game-by-Game
All games**

Page 1/1
as of Nov 29, 2022

Total Tackles

Player	S-A	Total	WVU	UT	WMU	URI	GaTech	VT	LOU	UNC	SU	UVa	DU	UM
SirVocea Dennis	42-52	94	4-6	1-6	3-0	2-5	4-7	4-2	3-3	6-2	2-6	4-4	6-8	3-3
Brandon Hill	38-29	67	3-4	6-3	1-2	1-1	7-4	3-3	4-2	3-2	5-1	0-1	3-5	2-1
Erick Hallett II	34-13	47	5-1	2-1	2-0	1-2	3-1	2-3	-	6-2	1-0	2-1	4-1	6-1
Tylar Wiltz	23-22	45	-	1-4	2-0	1-2	1-1	4-4	2-4	3-1	1-0	2-2	1-1	5-3
Bangally Kamara	22-22	44	3-6	3-4	2-0	0-1	3-0	1-5	1-1	7-0	0-2	1-2	1-1	-
Shayne Simon	25-15	40	2-3	2-1	1-0	-	-	4-5	2-0	2-1	2-1	3-3	5-0	2-1
M.J. Devonshire	21-11	32	1-2	4-1	-	2-2	1-0	3-3	3-0	3-0	0-1	-	4-1	0-1
Calijah Kancey	17-14	31	2-2	1-3	3-0	1-2	3-2	1-1	-	1-0	2-2	3-1	0-1	DNP
Deslin Alexandre	13-16	29	-	DNP	DNP	DNP	1-1	1-4	0-2	5-2	3-4	1-1	1-2	1-0
A.J. Woods	19-9	28	1-1	-	2-1	2-0	1-0	2-3	3-0	3-0	1-0	1-2	2-2	1-0
Habakkuk Baldonado	9-16	25	0-4	1-3	2-1	DNP	2-2	0-2	1-2	1-0	0-1	2-1	DNP	DNP
Marquis Williams	19-4	23	2-0	3-0	-	DNP	2-2	1-1	4-0	1-0	-	1-0	1-1	4-0
David Green	11-8	19	0-2	1-2	1-1	-	2-0	0-1	2-1	-	2-1	2-0	1-0	-
John Morgan III	11-8	19	3-1	1-1	-	1-1	1-0	2-0	1-1	0-1	-	1-1	0-2	1-0
Solomon DeShields	10-8	18	-	0-3	2-0	0-1	3-0	1-0	-	0-1	2-1	1-0	0-1	1-1
Judson Tallandier II	8-7	15	1-1	1-2	-	0-1	0-1	-	-	1-0	1-0	2-2	-	2-0
Devin Danielson	7-8	15	0-2	0-1	DNP	DNP	3-0	0-2	0-1	-	1-0	1-1	1-1	1-0
Dayon Hayes	7-7	14	1-3	0-3	DNP	DNP	DNP	DNP	-	-	-	DNP	1-1	5-0
Tyler Bentley	6-7	13	-	0-2	2-0	0-1	-	0-1	0-3	3-0	DNP	-	1-0	-
Javon McIntyre	7-3	10	1-0	-	1-0	2-2	-	-	1-0	-	0-1	-	-	2-0
Brandon George	5-5	10	DNP	3-2	2-2	0-1	DNP	DNP	DNP	DNP	DNP	DNP	DNP	DNP
P.J. O'Brien	7-1	8	-	-	-	1-1	-	2-0	1-0	1-0	1-0	-	-	1-0
Jehvonn Lewis	2-5	7	1-0	0-1	0-1	1-1	-	-	-	-	0-2	-	-	-
Rashad Battle	5-1	6	4-1	-	1-0	DNP	DNP	DNP	DNP	DNP	DNP	DNP	DNP	DNP
Bam Brima	4-2	6	-	1-0	1-0	1-1	0-1	-	-	DNP	-	1-0	-	-
Chris Maloney	1-4	5	DNP	-	-	1-3	-	0-1	-	-	-	-	-	-
Kyi Wright	0-5	5	0-1	0-1	-	0-1	-	-	-	-	-	-	0-1	0-1
Deandre Jules	2-1	3	-	-	1-0	-	-	0-1	DNP	-	-	-	-	1-0
Nahki Johnson	2-1	3	DNP	DNP	DNP	2-1	-	-	DNP	DNP	DNP	-	DNP	-
Karter Johnson	1-2	3	DNP	-	-	-	-	-	-	-	0-1	-	0-1	1-0
Kedon Slovis	2-0	2	-	-	DNP	-	-	-	-	-	-	-	2-0	-
Elliot Donald	1-1	2	DNP	DNP	-	0-1	DNP	DNP	DNP	DNP	-	-	-	1-0
Sean FitzSimmons	1-1	2	DNP	DNP	DNP	1-1	DNP	DNP	DNP	DNP	DNP	DNP	DNP	-
Nate Temple	1-0	1	-	1-0	-	DNP	DNP	DNP	DNP	DNP	DNP	DNP	DNP	DNP
Marcus Minor	1-0	1	-	-	-	-	-	-	-	-	-	-	-	1-0
Nick Lapi	1-0	1	-	-	-	-	-	-	-	1-0	-	-	-	-
Blake Zubovic	1-0	1	-	-	-	-	-	-	1-0	-	-	-	-	-
Matt Goncalves	1-0	1	-	-	-	-	-	-	-	-	-	-	-	1-0
Gavin Bartholomew	1-0	1	1-0	-	-	-	-	-	-	-	-	-	-	-
Dylan Bennett	1-0	1	-	-	-	DNP	-	1-0	-	-	-	-	-	DNP
Rodney Hammond Jr.	1-0	1	-	DNP	DNP	DNP	DNP	DNP	-	-	1-0	-	-	-
Daniel Carter	1-0	1	1-0	-	-	-	-	-	-	DNP	-	-	-	-
Konata Mumpfield	1-0	1	-	-	-	-	1-0	DNP	-	-	-	-	-	-
Noah Biglow	1-0	1	-	DNP	-	DNP	DNP	DNP	DNP	DNP	DNP	-	DNP	1-0
Jahvante Royal	1-0	1	-	DNP	DNP	1-0	DNP	DNP	DNP	DNP	DNP	DNP	-	-



**2022-23 Pittsburgh Football
Tackles For Loss Game-by-Game
All games**

Page 1/1
as of Nov 29, 2022

Player	UA-A	Total	WVU	UT	WMU	URI	GaTech	VT	LOU	UNC	SU	UVa	DU	UM
Calijah Kancey	12-5	14.5	1.0-2	1.5-6	-	1.5-10	3.5-10	1.0-3	-	-	2.5-4	3.5-31	-	DNP
SirVocea Dennis	8-8	12.0	1.0-10	0.5-2	1.0-8	1.0-4	0.5-1	1.0-11	2.0-12	1.5-3	1.0-4	-	1.0-1	1.5-9
Deslin Alexandre	5-3	6.5	-	DNP	DNP	DNP	-	1.0-2	-	1.5-10	3.0-10	1.0-13	-	-
John Morgan III	5-1	5.5	3.0-18	-	-	1.0-4	-	-	-	-	-	1.5-13	-	-
Solomon DeShields	5-0	5.0	-	-	2.0-9	-	1.0-8	1.0-7	-	-	1.0-8	-	-	-
Habakkuk Baldonado	4-2	5.0	0.5-2	1.0-1	-	DNP	1.0-2	-	1.0-2	-	0.5-3	1.0-4	DNP	DNP
Shayne Simon	4-1	4.5	-	-	-	-	-	-	1.0-3	-	1.5-6	-	1.0-12	1.0-1
Dayon Hayes	4-0	4.0	-	-	DNP	DNP	DNP	DNP	-	-	-	DNP	-	4.0-26
David Green	3-1	3.5	0.5-3	1.0-5	-	-	1.0-4	-	1.0-3	-	-	-	-	-
Erick Hallett II	3-0	3.0	1.0-1	-	-	-	1.0-8	-	-	1.0-1	-	-	-	-
A.J. Woods	2-0	2.0	-	-	1.0-1	1.0-2	-	-	-	-	-	-	-	-
Devin Danielson	2-0	2.0	-	-	DNP	DNP	2.0-3	-	-	-	-	-	-	-
Tyler Bentley	2-0	2.0	-	-	-	-	-	-	-	1.0-3	DNP	-	1.0-7	-
Tylar Wiltz	1-2	2.0	-	0.5-1	-	-	-	-	-	-	-	-	-	1.5-6
Brandon George	1-1	1.5	DNP	1.5-6	-	-	DNP	DNP	DNP	DNP	DNP	DNP	DNP	DNP
Bangally Kamara	1-1	1.5	-	-	-	0.5-0	1.0-8	-	-	-	-	-	-	-
Sean FitzSimmons	1-0	1.0	DNP	DNP	DNP	1.0-9	DNP	DNP	DNP	DNP	DNP	DNP	DNP	-
Deandre Jules	1-0	1.0	-	-	-	-	-	-	DNP	-	-	-	-	1.0-7
Judson Tallandier II	1-0	1.0	-	-	-	-	-	-	-	-	-	1.0-8	-	-
Javon McIntyre	1-0	1.0	-	-	-	-	-	-	-	-	-	-	-	1.0-3
Marquis Williams	1-0	1.0	1.0-2	-	-	DNP	-	-	-	-	-	-	-	-
Nahki Johnson	1-0	1.0	DNP	DNP	DNP	1.0-8	-	-	DNP	DNP	DNP	-	DNP	-
P.J. O'Brien	1-0	1.0	-	-	-	-	-	-	-	-	-	-	-	1.0-3
Brandon Hill	0-1	0.5	-	-	-	-	-	-	-	-	0.5-2	-	-	-



2022-23 Pittsburgh Football
Sacks Game-by-Game
All games

Page 1/1
as of Nov 29, 2022

Player	UA-A	Total	WVU	UT	WMU	URI	GaTech	VT	LOU	UNC	SU	UVa	DU	UM
Calijah Kancey	6-3	7.5	-	0.5-2	-	1.5-10	1-7	-	-	-	1-2	3.5-31	-	DNP
SirVocea Dennis	5-4	7	1-10	0.5-2	1-8	0.5-3	-	1-11	1-11	-	1-4	-	-	1-8
Deslin Alexandre	5-1	5.5	-	DNP	DNP	DNP	-	1-2	-	1-8	2.5-10	1-13	-	-
Solomon DeShields	4-0	4	-	-	1-8	-	1-8	1-7	-	-	1-8	-	-	-
Dayon Hayes	3-0	3	-	-	DNP	DNP	DNP	DNP	-	-	-	DNP	-	3-23
John Morgan III	2-1	2.5	1-7	-	-	-	-	-	-	-	-	1.5-13	-	-
David Green	2-1	2.5	0.5-3	1-5	-	-	1-4	-	-	-	-	-	-	-
Tyler Bentley	2-0	2	-	-	-	-	-	-	-	1-3	DNP	-	1-7	-
Shayne Simon	2-0	2	-	-	-	-	-	-	1-3	-	-	-	1-12	-
Habakkuk Baldonado	1-2	2	0.5-2	-	-	DNP	-	-	-	-	0.5-3	1-4	DNP	DNP
Deandre Jules	1-0	1	-	-	-	-	-	-	DNP	-	-	-	-	1-7
Sean FitzSimmons	1-0	1	DNP	DNP	DNP	1-9	DNP	DNP	DNP	DNP	DNP	DNP	DNP	-
Judson Tallandier II	1-0	1	-	-	-	-	-	-	-	-	-	1-8	-	-
Brandon George	1-0	1	DNP	1-6	-	-	DNP	DNP	DNP	DNP	DNP	DNP	DNP	DNP
Tylar Wiltz	1-0	1	-	-	-	-	-	-	-	-	-	-	-	1-6
Nahki Johnson	1-0	1	DNP	DNP	DNP	1-8	-	-	DNP	DNP	DNP	-	DNP	-
Bangally Kamara	1-0	1	-	-	-	-	1-8	-	-	-	-	-	-	-



2022-23 Pittsburgh Football
Fumbles Game-by-Game
All games

Page 1/1
as of Nov 29, 2022

Fumbles

Player	No-Lost	WVU	UT	WMU	URI	GaTech	VT	LOU	UNC	SU	UVa	DU	UM
Kedon Slovis	10-2	1-1	2-0	DNP	2-0	-	-	2-0	-	2-0	-	-	1-1
Vincent Davis	3-2	-	-	-	-	2-2	-	-	-	-	-	-	1-0
Israel Abanikanda	2-1	-	-	-	-	-	-	-	1-1	DNP	-	-	1-0
Rodney Hammond Jr.	2-1	-	DNP	DNP	DNP	DNP	DNP	1-1	-	-	-	1-0	-
Jaylon Barden	1-1	-	-	1-1	-	-	DNP	-	DNP	DNP	-	DNP	-
M.J. Devonshire	1-0	-	-	-	-	-	-	1-0	-	-	-	-	-
C'Bo Flemister	1-0	1-0	-	-	-	-	-	-	-	-	-	-	-

Fumbles Forced

Player	Number	WVU	UT	WMU	URI	GaTech	VT	LOU	UNC	SU	UVa	DU	UM
John Morgan III	2	1	-	-	-	-	1	-	-	-	-	-	-
SirVocea Dennis	2	-	-	-	-	-	-	-	-	1	-	1	-
Erick Hallett II	2	-	-	-	-	-	-	-	-	-	-	-	2
David Green	1	-	-	-	-	-	-	-	-	-	-	1	-
Tylar Wiltz	1	-	1	-	-	-	-	-	-	-	-	-	-
Marquis Williams	1	1	-	-	DNP	-	-	-	-	-	-	-	-
Shayne Simon	1	-	-	-	-	-	-	-	1	-	-	-	-

Fumbles Recovered

Player	Number	WVU	UT	WMU	URI	GaTech	VT	LOU	UNC	SU	UVa	DU	UM
Erick Hallett II	3	1	1	-	-	-	-	-	-	-	-	-	1
Byron Floyd	2	-	1	-	-	-	-	-	-	-	-	1	-
Brandon Hill	1	-	-	-	-	-	-	-	-	-	-	1	-
Shayne Simon	1	-	-	-	-	-	1	-	-	-	-	-	-