

2019 FLORIDA STATE FOOTBALL

3 NATIONAL CHAMPIONSHIPS | 15 ACC CHAMPIONSHIPS | 45 FIRST-ROUND PICKS

Game 13 - Arizona State
Dec. 31, 2019 | El Paso, Texas
Sun Bowl (43,857)
CBS | 12 p.m. MT

TEAM COMPARISON (NCAA Ranking)

FSU		ASU
29.1 (65)	Scoring Offense	25.2 (94)
133.8 (101)	Rushing Offense	126.3 (114)
269.4 (33)	Passing Offense	253.3 (48)
65.3 (19)	Completion Pct.	62.3 (48)
147.02 (38)	Pass Efficiency	151.45 (27)
403.2 (64)	Total Offense	379.6 (89)
.865 (50)	Red Zone Offense	.902 (21)
.563 (53)	4th Down Offense	.563 (53)
244 (82)	First Downs	220 (108)
28.5 (71)	Scoring Defense	32.1 (40)
152.5 (64)	Rushing Defense	116.8 (22)
283.5 (120)	Passing Defense	270.1 (114)
436.0 (99)	Total Defense	386.9 (65)
.850 (85)	Red Zone Defense	.833 (63)
.418 (91)	3rd Down Defense	.435 (102)
2.42 (45)	Sacks	1.83 (83)
8 (49)	Fumbles Recovered	13 (3)
25.42 (9)	Kickoff Returns	26.64 (5)
5.81 (35)	Punt Return Defense	8.00 (71)

2019 SCHEDULE

Date	Opponent	Time/Result
Aug. 31	BOISE STATE	L, 31-36
Sept. 7	ULM	W, 45-44 (OT)
Sept. 14	at No. 25 Virginia*	L, 24-31
Sept. 21	LOUISVILLE*	W, 35-24
Sept. 28	NORTH CAROLINA STATE*	W, 31-13
Oct. 12	at No. 2 Clemson*	L, 14-45
Oct. 19	at Wake Forest*	L, 20-22
Oct. 26	SYRACUSE*	W, 35-17
Nov. 2	MIAMI*	L, 10-27
Nov. 9	at Boston College*	W, 38-31
Nov. 16	ALABAMA STATE	W, 49-12
Nov. 30	at No. 8 Florida	L, 17-40
Dec. 31	vs. Arizona State	12 p.m. MT (CBS)

*-ACC Game; HOME GAME; AP Rankings Listed

FLORIDA STATE



6-6
4-4 ACC

VS

7-5
4-5 Pac-12

ARIZONA STATE



Interim Head Coach
Odell Haggins (Florida State '93)
Career Record: 4-1 (.800) | 2nd Stint
Record at FSU: 4-1 (.800) | 2nd Stint



Head Coach
Herm Edwards (San Diego State '76)
Career Record: 14-11 (.560) | 2nd Year
Record at ASU: 14-11 (.560) | 2nd Year

MEDIA COVERAGE

TELEVISION | CBS
PBP: Brad Nessler
Analyst: Gary Danielson
Sideline: Jamie Erdahl

RADIO | Sirius: 121 | XM: 371 | Internet: 371
PBP: Gene Deckerhoff
Analyst: William Floyd
Sideline: Tom Block

SEMINOLES RETURN TO POSTSEASON WITH TRIP TO EL PASO

- » Florida State makes its return to postseason play with its third trip to the Sun Bowl. The Seminoles appeared in El Paso following the 1954 and 1966 seasons, and their 53 years between Sun Bowl trips is the 4th-longest gap between teams making multiple Sun Bowl appearances. FSU is one of only eight schools, and one of two from the ACC, to appear in all seven bowl games - Sun, Cotton, Orange, Rose, Sugar, Citrus and Gator - that were played following the 1954 season.
- » Florida State will play in a bowl for the 38th time in the last 40 seasons. Over that span, the Seminoles lead the country in seasons with a postseason appearance, ranking ahead of Michigan who will appear in the postseason for the 37th time since 1980. Florida State's 26 bowl wins since the 1980 season are the most in the country. Alabama, which has two CFP championship game wins in addition to semifinal wins those years, is 2nd with 24 victories and Georgia ranks 3rd with 22.
- » Florida State and Arizona State are meeting for the first time since 1984. FSU is 3-1 (.750) all-time against Arizona State and has won three straight in the series. The Seminoles are 9-2 (.818) all-time against current members of the Pac-12.
- » With two wins this season, a 38-31 victory at Boston College and a 49-12 win vs. Alabama State, Odell Haggins is 4-1 all-time as FSU's interim head coach. He also directed the Seminoles' final two games of the 2017 season, a 42-10 defeat of ULM and a 42-13 win over Southern Miss in the Independence Bowl.
- » In its five games under Haggins' direction, FSU is outscoring opponents by an average of 37.6 to 21.2.
- » The Seminoles rank 2nd in the ACC and 19th in FBS with a 65.3 completion percentage, trailing only Clemson's 66.1 in the conference. Last season, FSU ranked 10th in the conference and 92nd in the country. The last time FSU finished a season leading the conference in completion percentage was 2012.
- » FSU is 32-for-37 on red zone opportunities this season, scoring 26 touchdowns with six field goals. Florida State's 70.27 touchdown percentage in the red zone ranks 2nd in the ACC and 23rd in FBS. The Seminoles have scored on 56 of 65 chances (.862) dating back to week two of last season and are averaging 6.2 points per red zone conversion.
- » Florida State's defense has allowed 30 touchdowns on 60 red zone trips by opponents this season, a touchdown percentage of 50.0 that ranks as the 4th-lowest in the ACC and 16th-best in the NCAA.
- » The Seminoles rank 1st in the ACC and tied for 4th nationally with nine plays of 60+ yards, 4th in the ACC and tied for 36th in FBS with 30 plays of 30+ yards, 3rd in the conference and tied for 11th in FBS with 21 plays of 40+ yards, and rank tied for 2nd in the conference and for 6th in FBS with 14 plays of 50+ yards.

Media Information.....2	Team Notes.....9	FSU Records.....28	Bowl Records.....37
Head Coach Mike Norvell.....3	Noles in the Pros/Doak.....16	Atlantic Coast Conference.....31	Bowl Recaps.....42
Interim Head Coach Odell Haggins.....4	Rosters.....17	Game Recaps.....32	2019 Stats.....50
Breakout Players.....5	Player Bios.....19	Starters.....35	Single Game Career Highs.....72
Sun Bowl Game Notes.....8	Last Time It Happened.....26	Scoring Drives.....36	Season & Career Stats.....83

MEDIA INFORMATION

**ALL TIMES MOUNTAIN TIME ZONE AND SUBJECT TO CHANGE*

THURSDAY DEC. 26	FRIDAY DEC. 27	SATURDAY DEC. 28	SUNDAY DEC. 29	MONDAY DEC. 30	TUESDAY DEC. 31
Team Arrival in El Paso	10:30 a.m. Pre-Practice Interviews 11 a.m. Media Viewing Period	10 a.m. Coordinators Press Conference	1:15 p.m. Post-Practice Interviews	10 a.m. Head Coaches Press Conference	Game 13 FSU vs. Arizona State Sun Bowl El Paso, Texas 12 p.m. (CBS)

SPORTS INFORMATION STAFF

Elliott Finebloom	Assistant AD
Email	efinebloom@fsu.edu
Phone	(850) 644-1065 (O); (850) 445-6952 (C)
Derek Satterfield	Sr. Assoc. Communications Director
Email	dsatterfield@fsu.edu
Phone	(850) 645-7683 (O); (850) 228-7204 (C)
Steven McCartney	Assistant SID/Football
Email	smccartney@fsu.edu
Phone	(850) 644-3920 (O); (850) 322-6711 (C)
Christa Salerno	Assistant SID/Football
Email	csalerno@fsu.edu
Phone	(850) 644-5653 (O); (850) 228-3486 (C)

DIGITAL MEDIA STAFF

Tim Linafelt	Senior Writer, Seminoles.com
Layne Herdt	Assistant Director
Jamaal Simmons	Digital Media Producer

MEDIA INTERVIEWS

Media interviews with all Florida State players **MUST** be arranged through the Sports Information Office. Contact Derek Satterfield, Senior Associate Communications Director, via email at dsatterfield@fsu.edu or by calling (850) 645-7683 to arrange interviews with interim head coach Odell Haggins and all Seminole coaches and players. Please give as much advance notice as possible when requesting players for midweek interviews.

Players will be available at designated times during the season.

Players' phone numbers will not be given to the media, and players should not be called directly or contacted through social media sites to arrange interviews or ask questions.

VIDEO SERVICES

Florida State's Sports Information Office has the ability to assist networks and television stations by providing video services through Seminole Productions, Inc. (SPI). Please call (850) 644-6275 to arrange for these services. For more information on Seminole Productions, visit seminoleproductions.fsu.edu.

XOS DIGITAL EXCHANGE

The Florida State Sports Information Office has partnered with XOS Digital in order to provide over-the-air television stations with instantaneous access to video content. The partnership involves the use of the company's Digital Media Xchange Server that will allow television stations to pull down video content year round. The data transfer speed is much faster than a traditional FTP service allowing very large files to be downloaded in just minutes.

The password protected video FTP site will be hosting Monday press conferences. If you have an interest in creating an account that gives you access to the video weekly, please email Elliott Finebloom at efinebloom@fsu.edu. If you are looking for access just for a particular game week, please email prior to that game to set up a guest account.

SOCIAL MEDIA

Florida State Sports Information is making a continued effort in 2019 to utilize social media outlets as another way of passing information to our fans and those who cover our programs. FSU Football's twitter account @FSUFootball and Instagram feed @fsufootball provide updated information and behind-the-scenes news as does the Noles' Facebook page - <http://www.facebook.com/FSUFootball>.



FSUSeminole
FSUFootball



@Seminole
@FSUFootball



Seminole



FSUFootball

POSTGAME INTERVIEWS

Florida State's locker room is closed to the media following games, both at home and on the road. For home games, Coach Haggins will hold his postgame press conference in the media room on the first floor of the Moore Athletic Center, while requested players will be brought to the media room to meet with media representatives after Coach Haggins has finished. FSU Sports Information personnel will take player requests during the fourth quarter of each game.

COLLEGE PRESSBOX

collegepressbox.com is the official media website for Division I football. Access and download weekly game notes, quotes, statistics, media guides, headshots, logos and more for each conference and its member schools. Login information will be distributed to accredited media or you can apply for a password at collegepressbox.com/password.

2019 SEMINOLE RADIO NETWORK AFFILIATES

Bainbridge, Ga.	WBGE-FM	101.9
Brunswick, Ga.	WSFN-AM	790
DeFuniak Springs, Fla.	WZEP-AM	1460
Ft Walton Beach, Fla.	WFDMOAM	1400
Jacksonville, Fla.	WZNZ-AM	1600
Jacksonville, Fla.	WZNZ-FM	100.3
Lake City, Fla.	WDSR-AM	1340
Live Oak, Fla.	WJZS-FM	106.1
Lakeland, Fla.	WLKF-AM	1430
Leesburg, Fla.	WLBE-AM	790
Marianna, Fla.	WJAQ-FM	100.9
Melbourne, Fla.	WIXC-AM	1060
Miami/West Palm Beach, Fla.	WFTL-AM	850
Ocala, Fla.	WOCA-AM	1370
Ocala, Fla.	WOCA-FM	96.3
Orlando, Fla.	WDBO-AM	580
Panama City, Fla.	WFLF-FM	94.5
Pensacola, Fla.	WNRP-AM	1620
Port St Lucie, Fla.	WPSL-AM	1590
Tallahassee, Fla.	WWOF-FM	103.1
Tampa, Fla.	WHFS-AM	101
Tampa, Fla.	WHFS-FM	92.1
Valdosta, Ga.	WRFV-AM	910
Waycross, Ga.	WFNS-AM	1350



HEAD COACH MIKE NORVELL

First Season at FSU | 5th Season as Head Coach | 15th Season Overall in 2020

Mike Norvell was named Florida State's 11th full-time head football coach on Dec. 8, 2019.

Norvell has spent the last four seasons as the head coach at Memphis, compiling a record of 38-15, including the 2019 American Athletic Conference championship and a spot in the New Year's Six Cotton Bowl. His .717 winning percentage is the highest in Memphis history and ranks 10th among active coaches with at least four years of experience at the FBS level. Memphis was the first school to appear in three straight American Athletic Conference Championship Games, and Norvell is one of 12 head coaches in any conference to appear in three straight conference championship games. He is also one of only seven to make three conference championship game appearances in their first four years as a head coach.

Norvell, a 2019 finalist for the Eddie Robinson and Bear Bryant Coach of the Year awards, has developed an impressive coaching tree in his four seasons as head coach. In 2019, the offensive coordinators at Notre Dame, Auburn and Texas A&M, as well as the defensive coordinator at Georgia, special teams coordinator at Penn State and position coaches at Tennessee, Auburn and Texas Tech, were all hired from Norvell's Memphis staff.

Norvell is 14-1 in November, a .933 winning percentage, and has won 13 straight games in the final month of the regular season. His team's average of 41.2 points per game from 2016-19 ranks fourth in the country behind only Oklahoma, Ohio State and Alabama. Memphis is one of three FBS teams that have ranked in the top-15 nationally in scoring offense each of the last four years, along with Ohio State and Oklahoma. Norvell and Oklahoma's Lincoln Riley are the only individuals to have coached a 1,000-yard receiver in each of the last seven seasons. Norvell also has coached a 3,000-yard passer in six of the last seven seasons.

Memphis has shined on special teams under Norvell as the Tigers are one of only two schools with at least one kickoff return touchdown each of the last four years, and their 11 kickoff return touchdowns from 2016-19 are the most in the nation. This year's team ranked second in the country in special teams efficiency by ESPN, trailing only Penn State which hired Norvell's special teams coordinator prior to the 2019 season.

The Tigers' defense has wreaked havoc on opponents, forcing 99 total turnovers and averaging 6.8 tackles for loss per game under Norvell. Memphis has scored 10 total defensive touchdowns over the last four years and is one of only six FBS teams with multiple defensive touchdowns in each of the last four seasons.

In 2019, Norvell led Memphis to a school-record 12 wins and the program's first outright conference championship since 1969. Norvell, who is the only coach in Memphis history with two 10-win seasons, has produced two of the four 10-win seasons at the school and holds program records with eight wins in his first season, 18 over his first two, 26 in his first three and 38 in his first four seasons. He also holds the school record for the most wins over a three-year span with 30 victories from 2017-19 to bypass his 26 wins from 2016-18.

The 2019 Tigers produced a program-record 14 all-conference selections, including co-Special Teams Player of the Year Antonio Gibson and Rookie of the Year Kenneth Gainwell. Gibson's average of 28.8 yards per kickoff return ranks sixth in the country, while Gainwell ranks ninth with 150.54 all-purpose yards per game and 12th with an average of 6.42 yards per rush. Brady White, named a finalist for the Manning Award and Johnny Unitas Award, ranks in the top-20 in FBS in passing yards per completion, yards per attempt, passing efficiency, passing touchdowns, passing yards per game and points responsibility. He had a streak of 11 straight games with at least two passing touchdowns, tied for the longest streak in AAC history, and was one of five quarterbacks in the nation with at least 11 multiple-touchdown games.

In 2018, Norvell's team boasted the fourth-best rushing attack in the nation, averaging 279.9 yards per game with a school-record 3,919 total rushing yards and 48 touchdowns on the ground. He produced the first season in Memphis history with two 1,000-yard rushers, led by Doak Walker Award finalist and unanimous All-American Darrell Henderson. Henderson broke the NCAA record with an average of 8.22 yards per carry, and his 2018 average of 8.92 yards per carry was the highest for a season with a minimum of 200 carries in records dating back to 2000. The Tigers ranked fourth in the country with an average of 523.1 yards per game and 7.12 yards per play while also ranking seventh with an average of 42.9 points per game.

The 2017 team averaged 45.5 points per game, the second-highest average in the country, and ranked fourth in the NCAA with 523.1 yards per game and 7.35 yards per play. The team passing efficiency rating of 160.15 was sixth in the nation with a passing offense of 335.0 yards per game that was seventh. That year, Memphis forced 31 turnovers, good for third in the country, and ranked third with a turnover margin of plus-1.15 per game. The team's average of 26.02 yards per kickoff return also ranked fourth. Anthony Miller earned consensus All-America honors after leading the NCAA with 18 touchdowns and ranking third in the country with 96 receptions and 1,462 yards.

In his first year at the helm, Norvell immediately put his stamp on the program. Memphis ranked second in kickoff return defense, allowing only 16.04 yards per return, while boasting the nation's fifth-best kickoff return average of 26.57 yards per return. The Tigers were the only team to rank in the top-17 of both categories in 2016. Memphis also forced 29 turnovers, the fifth-highest total in the country, and ranked in the top-15 in scoring offense, averaging 38.8 points per game, and passing offense at 304.4 yards per game.

The Tigers have flourished academically under Norvell as well, posting single-year APR scores of 988 in 2017-18 and 976 in 2016-17. Under his guidance, the football team earned its highest grade-point average in program history in the fall of 2017. Through his first three years, 55 players earned their bachelor's degree, including eight on the 2019 team.

Norvell took over at Memphis after four years as the offensive coordinator and quarterbacks coach at Arizona State. The Sun Devils averaged 38.1 points per game and scored nearly 2,000 points in his four seasons. His 2014 offense gained 5,750 yards, 3,556 of those through the air, and ranked 13th in the nation with 34 touchdown passes. The 2013 team's average of 39.7 points per game ranked 10th nationally.

Norvell spent one year as Pitt's co-offensive coordinator, wide receivers coach and director of recruiting. From 2007-10 he coached wide receivers at Tulsa, adding passing game coordinator duties in 2009 and director of recruiting responsibilities in 2010. The Golden Hurricane had five 1,000-yard receivers under Norvell's leadership, led by All-American Damaris Johnson. Johnson broke the NCAA record for career all-purpose yards with 7,796 and is one of four players in NCAA history with three seasons of at least 2,000 all-purpose yards.

Norvell was a four-year letterwinner at Central Arkansas and was inducted into the UCA Sports Hall of Fame in 2015. He broke the school record with 213 career receptions and ranks fifth with 2,611 receiving yards. He helped lead the Bears to 33 wins in his four years, including an 11-3 mark in 2005. The next year, he began his coaching career as a graduate assistant at his alma mater.

Norvell earned two degrees from Central Arkansas, completing his bachelor's degree in social science in 2005 and his master's degree in training systems in 2007. Norvell and his wife, Maria, have a daughter, Mila.



INTERIM HEAD COACH ODELL HAGGINS

Second stint as Interim Head Coach | 26th Season at Florida State

Odell Haggins is in his second stint as interim head coach for the Seminoles and has a career record of 4-1 entering the Tony the Tiger Sun Bowl against Arizona State.

Haggins has led Florida State to bowl eligibility in both tenures as an interim head coach, taking over for the first time Dec. 1, 2017, and defeating ULM 42-10 the next day as FSU clinched bowl eligibility for an NCAA-record 36th straight year. He then directed a 42-13 win over Southern Miss in the Independence Bowl to finish FSU's 41st consecutive winning season. He was named interim head coach again on Nov. 3, 2019, and led the Seminoles to wins over Boston College and Alabama State to return FSU to bowl eligibility.

Haggins has repeatedly developed future NFL pros while at Florida State. He has coached 19 defensive linemen that have been selected in the NFL Draft, including first-round selections Brodrick Bunkley in 2006, Travis Johnson in 2005, Corey Simon in 2000 and Andre Wadsworth in 1998. Wadsworth was the No. 3 overall pick and remained the highest-drafted player in FSU history until 2015 when Jameis Winston was selected No. 1 overall. Haggins also coached second-round picks Eddie Goldman and Timmy Jernigan in addition to Pro Bowler Darnell Dockett as well as Larry Smith, Andre Fluellen, Jerry Johnson, Julian Pittman and Letroy Guion.

Haggins has established himself as an outstanding recruiter, developer of talent and a role model to his players. He earned ACC Top Recruiter of the Year honors from ESPN in 2012. In 2014, Haggins was named one of the top 25 recruiters in the nation by Rivals.com for the fourth consecutive year. He captured the same top-25 mention from 247Sports in 2016.

This season he oversaw the continued development of team captain, first-team All-ACC defensive tackle and Bednarik Award semifinalist Marvin Wilson, who was so dominant he earned first-team accolades despite only playing the first nine games of the season before a season-ending injury. The 2018 season added two more all-conference linemen to his resume as senior Demarcus Christmas and Wilson both earned All-ACC recognition. Wilson's 42 tackles included 3.5 sacks, the second-highest total on the team, while Christmas recorded 28 tackles with 3.0 for loss and two pass breakups before being drafted by the Seattle Seahawks. The duo helped plug the inside of FSU's defense as the Seminoles ranked second in the ACC and 20th in the NCAA holding opponents to only 3.52 yards per rush and only 16 rushing touchdowns, the fourth-lowest total in the conference.

The 2017 version of FSU's defensive line was a dominant force in the middle as senior Derrick Nnadi, who would be taken in the third round of the 2018 NFL Draft by the Kansas City Chiefs, and Christmas teamed up to wreak havoc in opponents' backfields. Nnadi was a third-team All-ACC selection after setting career-high marks with 53 tackles and 10.0 tackles for loss, while Christmas also posted career highs of 36 tackles and 4.5 tackles for loss. In 2016, the Seminoles ranked first in the nation in sacks per game and were fifth in the ACC in rushing defense while Nnadi garnered first-team all-conference recognition.

Haggins' defensive line anchored one of the nation's best defenses in 2015. The Seminoles ranked ninth in the country in scoring defense and allowed only 10 rushing touchdowns, fifth-fewest in the country, while improving from 17 sacks in 2014 to 32 in 2015. Two defensive linemen captured all-conference honors as Nile Lawrence-Stample was a first-team selection and Nnadi was on the third team. In 2014, Goldman captured third-team All-America honors from the Associated Press and was a first-team All-ACC selection. The Seminoles advanced to the first-ever College Football Playoff, set an ACC and FSU record with a 29-game winning streak and captured the program's third straight ACC championship that season.

A staunch interior defense played a prominent role in helping Florida State to its third national championship in the 2013 season. Jernigan enjoyed another fine season as he earned All-America nods from several organizations including the Football Writers Association of America, Associated Press and USA TODAY. The high-powered run-stuffer in the trenches led a defensive front that surrendered just seven rushing touchdowns, the fewest in the nation. Florida State's defensive tackles paved the way for the nation's top scoring defense and the third-best total defense. The work of the front four was noticeable on several fronts, including allowing just 124.8 yards per game to opposing rushers. Opponents averaged just 3.3 yards per rush against the stout defensive front of the Seminoles, and FSU continued its strong pass rush, racking up 35 sacks.

The 2012 season saw three Seminole defensive tackles earn All-ACC honors with senior Everett Dawkins and sophomore Jernigan capturing second-team recognition while senior Anthony McCloud picked up honorable-mention accolades. In part due to suffocating pressure up front, the Seminoles ranked second in the nation in total defense in 2012, yielding just 254.14 yards per contest. FSU allowed opposing running backs just 2.75 yards per carry, which tied for fourth in the country. Jernigan was productive in his first season under Haggins' tutelage, becoming a Freshman All-American in 2011 with 30 tackles, including 6.0 for loss. FSU's run defense allowed opposing backs to average just 2.35 yards per carry, which led all 120 FBS programs, and the Seminoles ranked fourth nationally in total defense.

Haggins helped produce one of the best defensive lines in the nation in 2010 as the Seminoles ranked third in FBS in quarterback sacks per game and tied with Boise State for first nationally in total sacks with 48.

Haggins' 1999 defensive front was instrumental in FSU's 12-0 run to the national championship. The Seminoles boasted the nation's top-ranked defense in 1998 and the No. 1 rushing defense in 1996 and 1997. The 2008 defense ranked first nationally in tackles for loss.

Haggins has won at every level as a player and a coach. He was on the front end of Florida State's dynasty years, starring at nose guard for the Seminoles. FSU posted a 39-8-1 (.823) record with Haggins on the defensive line, and he was part of four bowl-winning teams. He earned Kodak, Walter Camp and UPI All-America honors as a senior in 1989.

A ninth-round pick in the 1990 NFL Draft by the San Francisco 49ers, Haggins went on to play for the Buffalo Bills during their 1991 Super Bowl season. Following a three-year NFL career, he returned to Florida State, completed his degree and joined Bobby Bowden's staff following the Seminoles' 1993 national championship season.

Haggins and his wife, Robin, have one daughter, Amelia Grace.

JR RB

CAM AKERS

SECOND TEAM ALL-ACC

1,144

Rushing Yards

18

Total TDs

Top 30 nationally in Rushing TDs, Rushing Yards, Rushing Yards per Game, All Purpose Yards, Scoring, Total Points Scored and Total Touchdowns.

Ranks 6th in FSU history with 2,874 career rushing yards and is 7th with 27 career rushing touchdowns.

Third player in FSU history with multiple 1,000-yard rushing seasons (Dalvin Cook & Warrick Dunn)...passed 1,000-yard barrier at Boston College...had 1,024 yards as a freshman in 2017.

Only player in FSU history with at least 4 TDs and a 2-point conversion in the same game...his 26 points against Syracuse are 2nd-most in school history, trailing only Ron Sellers' 30 points (5 rec. TDs) vs. Wake Forest in 1968, and are tied for the 7th-most nationally in a game this season.

Had career day against Syracuse - 4 rushing touchdowns tied the school record; 144 rushing yards (7.2 yards per carry); 13 snaps behind center, went 2-for-3 passing for 26 yards and scored a two-point conversion.

Added three rushing touchdowns against Louisville and three total touchdowns against ULM.

One of 10 players nationally with at least three touchdowns in three games in 2019.

Has added seven receiving touchdowns in his career...twice in his career he has run and caught a touchdown in the same game - 2019 against ULM (2 rushing, 1 receiving) and 2019 at Wake Forest (1 rushing and 1 receiving).

With 102 yards at Florida, including a season-long 50-yard touchdown run, is 6th in program history with 11 career 100-yard rushing games.

Accounted for nearly half of FSU's 501 yards against ULM - 193 on the ground and 55 through the air for a career-high 248 all-purpose yards.

Carried the ball a school-record 36 times against the Warhawks...became the 4th player in FSU history with multiple 30-carry games in his career when he had 30 at Wake Forest.

ACC Running Back of the Week three times in 2019 - vs. ULM, Louisville and Syracuse.

In the opener against Boise State, rushed for 116 yards on 15 carries, which included a 38-yard TD...7.7 ypc three times in career (BSU, 9.0 vs. Syracuse in 2017 and 7.7 at Duke in 2017).

Has converted three of FSU's fourth-down conversions in 2019, including touchdown runs of 38 yards on 4th-and-1 vs. Boise State and 41 yards on 4th-and-1 vs. NC State. He also picked up seven yards on a 4th-and-1 at Wake Forest.

CAM AKERS is a really good football player...He can run you over, he can make you miss and he's good after contact.

- NC State head coach Dave Doeren

AKERS' NATIONAL RANKINGS

10

Scoring per Game
(10.0 points)

17

Total Points Scored
(110)

10

Total Touchdowns
(18)

20

Rushing Yards per
Game (104.0)

16

Rushing Touchdowns
(14)

27

Rushing Yards (1,144)

28

All Purpose Yards per
Game (124.45)

TAMORRION TERRY

WR
r-SO

SECOND TEAM ALL-ACC

1,023

Receiving Yards

8

Receiving TDs

All-ACC second-teamer leads FSU with 51 receptions, 1,023 yards and 8 touchdown catches.

First FSU receiver since Rashad Greene in 2014 to break the 1,000-yard barrier...13th 1,000-yard receiving season in FSU history...had 131 of FSU's 181 receiving yards at No. 8 Florida.

Career day at Boston College with 7 catches for 156 yards and a 74-yard touchdown grab...most receiving yards in a game for a Nole since 2016...ACC Wide Receiver of the Week.

Caught two touchdowns against NC State, tying a career-high (also at NC State in 2018)...had a TD catch in four straight games, the longest streak for a Nole since Auden Tate caught a TD in the first five games of 2017.

Averaging 46.44 yards on 16 career touchdown catches...in 2019, is averaging an NCAA-best 53.75 yards per touchdown.

Touchdown catches of 9, 36, 44, 60, 64, 69, 74 and 75 yards in 2019...the 75-yard catch came on his first touch of the season against Boise State...his 60-yard score came in the fourth quarter against Louisville and put the Seminoles ahead...his 74-yarder at Boston College was part of career-high 156-yard game...had 69-yard TD on FSU's first play vs. Alabama State.

According to ESPN Stats & Info, Terry's 53.75 yards per touchdown reception leads the nation among receivers with at least 8 TDs...his touchdown yards average is 5th-highest in the last 15 years (min. 8 TDs)...his career average of 46.44 yards per touchdown reception is 3rd-highest over the past decade (min. 15 TDs), trailing only Baylor's Tevin Reese (52.54) and Oklahoma's Marquise Brown (47.88)...his 8 career 50+-yard TDs are tied for 3rd in the ACC in the past 15 years, trailing only UNC's Ryan Switzer (9) and Duke's Jamison Crowder (10).

His five touchdown receptions of at least 60 yards are the 2nd-highest total in the NCAA since at least 2010. Only Biletnikoff Award winner and unanimous All-American Dede Westbrook had more as the Oklahoma receiver posted six in 2016.

Five catches of at least 60 yards are tied for most in country in 2019...seven catches of at least 60 yards in the past two seasons are the most nationally in that span.

Has 74- and 75-yard TD catches in 2019 and four of at least 70 yards for his career, besting Ron Sellers, Peter Warrick and Rashad Greene (3 each) for the most in FSU history.

His 60-yard catch against Louisville was the 50th reception of his career and put him over 1,000 yards for his career...he also added a 64-yard TD grab at No. 2 Clemson.

SCARY TERRY: BY THE NUMBERS

4

Career TD catches of at least 70 yards, an FSU record

78

Yards on receiving TD vs. NIU in 2018, a career long

46.44

Average yards on 16 career TD catches

744

FSU freshman record for receiving yards

53.75

Average yards on 8 TD catches in 2019

1,767

Career receiving yards on 86 catches (24 games)

1:5.38

Catches-per-TD ratio in career

“He can take a quick throw and he can house call it anytime...He's got a great presence to him. We've got a lot of respect for him.” - Clemson DC Brent Venables

JR | DT

MARVIN
WILSONFIRST TEAM ALL-ACC
*OUT FOR SEASON

44

Tackles

8.5

Tackles for loss

Number 3 defensive tackle and Number 25 overall on Mel Kiper's 2020 NFL Draft big board.

Defensive captain has 44 tackles, 8.5 tackles for loss, 5.0 sacks, four pass breakups, one fumble recovery and one forced fumble in 2019...will miss remainder of season due to hand injury vs. Miami.

At the time of his season-ending injury, his 44 tackles were the most in the ACC among defensive linemen.

One of three defensive tackles in the country, and the only one in the ACC, with multiple 3.0-tackle-for-loss games in 2019.

Against Louisville, led FSU with a career-high 10 tackles, including a career-high 3.5 tackles for loss and 2.0 sacks...his 3.5 TFL were the most in a game for a Nole since 2017.

Only Power 5 player since at least 2000 with at least 10 tackles, 3.5 tackles for loss, 2.0 sacks and a fumble recovery in the same game.

10 tackles were the most for an FSU defensive tackle since Timmy Jernigan had 10 vs. Duke in the 2013 ACC Championship Game.

Recovered the first fumble of his career against the Cardinals on the final play of the game.

First career ACC Defensive Lineman of the Week honor against Louisville.

Against Syracuse, posted 6 tackles, 3.0 tackles for loss and 2.0 sacks.

BY THE NUMBERS

8.5

Career sacks, most on the team

13.5

Career TFL, tied for most on team

14

Career starts

93

Career tackles in 33 games played

SEPT. 21 vs. LOU

10

Tackles

3.5

Tackles for loss

2.0

Sacks

1

Fumble recovery

Only Power 5 player since at least 2000 with those numbers in a game

SEMINOLES.COM

“HE'S GIVING YOU EVERYTHING THAT HE HAS. He's all-in, and you love to see that.”

- Defensive coordinator Harlon Barnett

ALL-TIME BOWL RESULTS (29-16-2)

Season	Bowl	Opponent	Result
1949	Cigar	Wofford	W, 19-6
1954	Sun	Texas Western	L, 20-47
1958	Bluegrass	Oklahoma St.	L, 6-15
1964	Gator	Oklahoma	W, 36-19
1966	Sun	Wyoming	L, 20-28
1967	Gator	Penn St.	T, 17-17
1968	Peach	Louisiana St.	L, 27-31
1971	Fiesta	Arizona St.	L, 38-45
1977	Tangerine	Texas Tech	W, 40-17
1979	Orange	Oklahoma	L, 7-24
1980	Orange	Oklahoma	L, 17-18
1982	Gator	West Virginia	W, 31-12
1983	Peach	North Carolina	W, 28-3
1984	Citrus	Georgia	T, 17-17
1985	Gator	Oklahoma St.	W, 34-23
1986	All-American	Indiana	W, 27-13
1987	Fiesta	Nebraska	W, 31-28
1988	Sugar	Auburn	W, 13-7
1989	Fiesta	Nebraska	W, 41-17
1990	Blockbuster	Penn St.	W, 24-17
1991	Cotton	Texas A&M	W, 10-2
1992	Orange	Nebraska	W, 27-14
1993	Orange	Nebraska	W, 18-16
1994	Sugar	Florida	W, 23-17
1995	Orange	Notre Dame	W, 31-26
1996	Sugar	Florida	L, 20-52
1997	Sugar	Ohio St.	W, 31-14
1998	Fiesta	Tennessee	L, 16-23
1999	Sugar	Virginia Tech	W, 46-29
2000	Orange	Oklahoma	L, 2-13
2001	Gator	Virginia Tech	W, 30-17
2002	Sugar	Georgia	L, 13-26
2003	Orange	Miami	L, 14-16
2004	Gator	West Virginia	W, 30-18
2005	Orange	Penn St.	L, 23-26 (3ot)
2006	Emerald	UCLA	W, 44-27
2007	Music City	Kentucky	L, 28-35
2008	Champs Sports	Wisconsin	W, 42-13
2009	Gator	West Virginia	W, 33-21
2010	Chick-fil-A	South Carolina	W, 26-17
2011	Champs Sports	Notre Dame	W, 18-14
2012	Orange	Northern Illinois	W, 31-10
2013	BCS Champ.	Auburn	W, 34-31
2014	Rose/CFP Semi	Oregon	L, 20-59
2015	Peach	Houston	L, 24-38
2016	Orange	Michigan	W, 33-32
2017	Independence	Southern Miss	W, 42-13

HIGHS vs. ARIZONA STATE

Passing:

Gary Huff, 1971	25-46-2, 347 yards, 2 TD
Kirk Coker, 1984	8-11-0, 203 yards, 2 TD
Jimmy Jordan, 1979	12-23-0, 155 yards, 2 TD
Bob Davis, 1983	8-12-0, 140 yards, 2 TD
Kelly Lowrey, 1983	11-22-1, 124 yards, 0 TD

Rushing:

Greg Allen, 1984	22-223, 2 TD
Greg Allen, 1983	18-82, 0 TD
Cletis Jones, 1984	17-63, 1 TD
Greg Ramsey, 1979	10-59, 0 TD
Mark Lyles, 1979	16-56, 1 TD

Receiving:

Barry Smith, 1971	8-143, 0 TD
Rhett Dawson, 1971	8-108, 3 TD
Jessie Hester, 1984	3-104, 2 TD
Kent Gaydos, 1971	5-101, 0 TD
Hassan Jones, 1984	4-82, 0 TD

1954 SUN BOWL VS. TEXAS WESTERN

- » Coached by Tom Nugent, Florida State dropped the 1954 Sun Bowl against the hometown Texas Western team, 47-20.
- » Sophomore Lee Corso, the longtime ESPN College GameDay personality, was FSU's starting tailback and had two carries for 50 yards on the opening drive, leading to a touchdown and a 7-0 FSU lead.
- » Corso suffered a broken leg a short time later on a punt return and was taken to the hospital for X-rays...in the Mark Schlabach book, *What It Means to be A Seminole*, Corso said he went dancing with his bandaged leg in Juarez, Mexico that night after the game.
- » FSU back Burt Reynolds, the world-renown actor, had a team-high seven carries for 35 yards and a 15-yard kickoff return while filling in for Corso.

1966 SUN BOWL VS. WYOMING

- » Under Bill Peterson, Florida State fell to 0-2 in the Sun Bowl with a 28-20 defeat to Wyoming.
- » Among the stars of the '66 team were a trio of men who would serve FSU in a variety of capacities after their playing days were over: T.K. Wetherell, a star halfback, followed up his political career by serving as FSU's president (2003-2010)...noseguard Larry Pendleton, who led the team in tackles in the bowl, later was an assistant coach and athletic administrator for the Noles...hard-nosed two-way lineman Wayne McDuffie, who convinced Bobby Bowden to sign quarterback Charlie Ward, was an FSU assistant from 1983-1990.
- » Wetherell turned a sideline pass from Kim Hammond into a 59-yard scoring play to give the Noles a 14-7 halftime lead...Ron Sellers had six receptions for 160 yards and two touchdowns, including a 23-yard pass from Kim Hammond with 1:09 to play in the game. FSU was unable to convert a two-point attempt and Wyoming recovered the ensuing onside kick and ran out the clock.
- » Wyoming had its own big name in junior back Jim Kiick, later of Miami Dolphins fame, who ran for 135 yards and added 42 receiving yards.
- » With its 28-0 win over Wake Forest, Florida State improved to 5-4 on the season with a game remaining against Maryland. Sports information director Lonnie Burt and Tallahassee Democrat writer Bill McGrotha, fondly remembering the Noles' 1954 bowl trip to El Paso - and anticipating a win over the Terrapins - collaborated on a glowing endorsement letter in hopes of earning a return trip.
- » They sent an \$8 telegram to Sun Bowl executive director Harrison Kohl, hoping to make their case. Two days later - before the Noles beat Maryland 45-21 to improve to 6-4 - FSU was astonished to receive an invitation to head west to face a 9-1 Wyoming team (from the book, *Seminole! The First Forty Years*, written by McGrotha).

ALL-TIME vs. ARIZONA STATE

3-1

Season	Location	Res.	AP Rank (FSU/Opp)
1971 ¹	Tempe	L, 38-45	-/8
1979	Tampa, Fla.	W, 31-3	18/-
1983	Tempe	W, 29-26	-/-
1984	Tempe	W, 52-44	14/-

¹Fiesta Bowl

ALL-TIME vs. PAC-12/10

9-2

Season	Opponent	Res.	AP Rank (FSU/Opp)
1971 ¹	at Arizona St.	L, 38-45	-/8
1979	vs. Arizona St.	W, 31-3	18/-
1983	at Arizona St.	W, 29-26	-/-
1984	at Arizona St.	W, 52-44	14/-
1997	at USC	W, 14-7	5/23
1998	USC	W, 30-10	10/18
2003	Colorado	W, 47-7	10/-
2006 ²	vs. UCLA	W, 44-27	-/-
2007	at Colorado	W, 16-6	-/-
2008	vs. Colorado	W, 39-21	-/-
2014 ³	vs. Oregon	L, 20-59	2/3

¹Fiesta Bowl ²Emerald Bowl ³Rose Bowl - CFP Semifinals

RECORD BY BOWL

29-16-2

Bowl	W	L	T
All-American	1	0	0
BCS National Championship	1	0	0
Blockbuster	1	0	0
Bluegrass	0	1	0
Champs Sports	2	0	0
Chick-fil-A	1	0	0
Cigar	1	0	0
Citrus	0	0	1
Cotton	1	0	0
Emerald ¹	1	0	0
Fiesta	2	2	0
Gator	6	0	1
Independence	1	0	0
Music City	0	1	0
Orange	5	5	0
Peach	1	2	0
Rose	0	1	0
Sugar	4	2	0
Sun	0	2	0
Tangerine	1	0	0

¹Vacated victory due to sanctions imposed by NCAA.

MORE CAM AKERS

- » Running back Cam Akers is the third Seminole to rush for 1,000 yards in multiple seasons (Warrick Dunn, Dalvin Cook).
- » Akers continues to climb Florida State's all-time rushing lists and is one of the best running backs in Florida State history:

CAREER: FSU Scoring Leaders (non-kickers)

Rank	Player (Yrs)	Points Scored
1.	Warrick Dunn (93-96)	294

5.	Peter Warrick (95-99)	228
	Amp Lee (89-91)	228
7.	Cam Akers (17-)	206

CAREER: Rushing Attempts

Rank	Player (Yrs)	Carries
1.	Dalvin Cook (14-16)	687

4.	Greg Allen (81-84)	624
5.	Cam Akers (17-)	586

CAREER: Rushing Yards

Rank	Player (Yrs)	Rush Yards
1.	Dalvin Cook (14-16)	4,464

5.	Larry Key (74-77)	2,953
6.	Cam Akers (17-)	2,874

CAREER: Rushing Touchdowns

Rank	Player (Yrs)	Rush TDs
1.	Dalvin Cook (14-16)	46

6.	Travis Minor (97-00)	28
7.	Cam Akers (17-)	27

CAREER: All Purpose Yards

Rank	Player (Yrs)	AP Yards
1.	Dalvin Cook (14-16)	5,399

11.	Lorenzo Booker (02-06)	3,453
12.	Cam Akers (17-)	3,375

CAREER: 100-Yard Rushing Games

Rank	Player (Yrs)	100-Yd Games
1.	Dalvin Cook (14-16)	22
	Warrick Dunn (93-96)	22

5.	Sammie Smith (86-89)	12
6.	Cam Akers (17-)	11

SEASON: Rushing Yards

Rank	Player (Yrs)	Rush Yards
1.	Dalvin Cook (2016)	1,765

5.	Warrick Dunn (1996)	1,180
6.	Cam Akers (2019)	1,144

SEASON: Rushing Touchdowns

Rank	Player (Yrs)	Rush TDs
1.	Greg Allen (1982)	20

5.	Antone Smith (2008)	15
	Dayne Williams (1987)	15
7.	Cam Akers (2019)	14
	Devonta Freeman (2013)	14

ODELL LEADS NOLE TO BOWL GAME x2

- » For the second time in three seasons, associate head coach Odell Haggins was called on by Florida State to be the Noles' interim head coach and lead the team to bowl eligibility.
- » Haggins won his first four games as FSU's interim head coach. He led FSU to wins at Boston College and vs. Alabama State last month.
- » Haggins coached the final two games of the 2017 season - wins against ULM and Southern Miss.
- » Haggins is the second FSU coach to start his career with four straight wins - Larry Jones won his first five games in 1971.
- » FSU's offense tallied 525 yards against the Hornets and 524 against the Eagles - the two highest total offense games for the Noles since the 2016 season (654 at Syracuse).
- » FSU's 9.2 yards per play at Boston College was its highest average in a game since the Syracuse game in 2013 (11.6). QB James Blackman averaged 19.2 yards per completion against the Eagles.
- » The Noles scored three touchdowns of at least 60 yards against the Eagles, just the fourth time in school history FSU has accomplished the feat and the second time FSU scored three touchdowns of that length on offense:

Three 60+ Yard TDs, FSU history

Year, Opponent	Players
2019, BC	T. Terry (74 rec), J. Travis (66 run) D.J. Matthews (60 rec)
2013, Idaho	T. Smith (79 INT), E.J. Levenberry (78 INT), D. Freeman (60 run)
2012, Wake	C. Thompson (80 run & 74 run), R. Greene (60 punt ret)
1976, Va. Tech	L. Key (97 run), K. Unglaub (96 rec), M. Barnes (75 rec)

- » Incoming head coach Mike Norvell announced that Haggins would return for his 27th season in 2020, becoming the longest-tenured active assistant in the country. Haggins' first season as a coach was in 1994 under Bobby Bowden.
- » Haggins played for FSU from 1985-89 before a brief NFL career. He was inducted into the Florida State Athletics Hall of Fame in 2018.

QBs STEP UP

- » Both of Florida State's starting quarterbacks, sophomore James Blackman and senior Alex Hornibrook, have thrown at least seven touchdown passes this season.
- » Both players have also had a 300-yard passing game with three touchdown passes and no interceptions. They are the 27th and 28th 300-3-0 games in FSU history:

Opp.	QB	Yards	TD	INT
Boise State	Blackman	327	3	0
NC State	Hornibrook	316	3	0

- » Blackman and Jordan Travis, a redshirt freshman that has played the past three games, each completed a pass of at least 60 yards against Alabama State.

HONORS

Cam Akers	Honorable Mention All-American (PS) Second Team All-ACC Second Team All-ACC (PS) Second Team All-ACC (PFF) Maxwell Award Semifinalist 3x ACC RB of the Week Paul Hornung Award Honor Roll (10/28) Doak Walker Award Watch List Preseason 2nd Team All-ACC (Athlon) Preseason 3rd Team All-ACC (PS)
James Blackman	Preseason 4th Team All-ACC (PS)
DeCalon Brooks	Wuerffel Trophy Nominee
Cory Durden	Second Team All-ACC (PFF)
Cyrus Fagan	ACC DB of the Week (Sept. 30)
Amari Gainer	ACC Rookie of the Week (Sept. 30)
Alex Hornibrook	ACC QB of the Week (Sept. 30)
Dontavious Jackson	Butkus Award Watch List Preseason 2nd Team All-ACC (PS) Preseason 4th Team All-ACC (Athlon)
Joshua Kaindoh	Preseason 4th Team All-ACC (Athlon) Preseason 4th Team All-ACC (PS)
Jaiden Lars-Woodbey	Preseason 2nd Team All-ACC (PS) Preseason 3rd Team All-ACC (Athlon)
Dontae Lucas	Fresh. 2nd Team All-American (Athletic)
Tommy Martin	Burlsworth Trophy Nominee
D.J. Matthews	Third Team All-ACC (PFF PR) Preseason 3rd Team All-ACC (Athlon) Preseason 4th Team All-ACC (PS)
Tre' McKitty	Mackey Award Watch List Preseason 4th Team All-ACC (PS)
Hamsah Nasirildeen	First Team All-ACC (PFF) Second Team All-ACC Second Team All-ACC (PS) 3x ACC DB of the Week Preseason 2nd Team All-ACC (PS)
Janarius Robinson	Preseason 4th Team All-ACC (PS)
Asante Samuel Jr.	Third Team All-ACC Third Team All-ACC (PFF) Preseason 4th Team All-ACC (PS)
Stanford Samuels III	Honorable Mention All-ACC Honorable Mention All-ACC (PFF)
Tamorrion Terry	First Team All-ACC (PS) Second Team All-ACC Third Team All-ACC (PFF) ACC Receiver of the Week (11/11) Biletnikoff Award Watch List Preseason All-ACC Preseason 2nd Team All-ACC (Athlon) Preseason 2nd Team All-ACC (PS)
Marvin Wilson	Third Team All-American (PFF) First Team All-ACC First Team All-ACC (PFF) Second Team All-ACC (PS) Bednarik Award Semifinalist ACC DL of the Week (Sept. 23) Outland Trophy Watch List Bronko Nagurski Trophy Watch List Preseason 2nd Team All-American (AP) Preseason 2nd Team All-American (PS) Preseason 3rd Team All-American (Athlon) Preseason All-ACC Team Preseason 1st Team All-ACC (Athlon) Preseason 1st Team All-ACC (PS)

PS: Phil Steele AP: Associated Press PFF: Pro Football Focus

- » Travis became the first player in FSU history with a 60-yard run and 60-yard pass in the same game; they are the second and third players in FSU history with a 60-yard pass and a 30-yard run in the same game.

60-yard pass + 30-yard run, FSU history

Opp., Yr.	Player	Lg. Pass	Lg. Run
Ala. St., '19	Travis	63	61
Ala. St., '19	Blackman	69	35
Newberry, '50	Italiano	80	33

JAMES BLACKMAN

- » Blackman has started 9 games in 2019, throwing for 2,095 yards and 16 touchdowns while completing 63.9 percent of his passes.
- » For his career (28 games), Blackman ranks 13th in FSU history with 4,835 passing yards and is 11th with 40 career touchdowns passes.
- » He ranks 12th in completions with 376.
- » Blackman threw three touchdowns against Alabama State, his fourth game in 2019 and seventh of his career with at least three TD passes.
- » At Boston College, Blackman passed for 346 yards, his third career 300-yard passing game, with two touchdowns of at least 60 yards. Blackman ran for 29 yards and did not turn the ball over.
- » Blackman is just the second quarterback in FSU history to throw at least three touchdown passes in five consecutive starts (2017 Independence Bowl, 2018 at North Carolina State, 2019 vs. Boise State, ULM and at Virginia).
- » At No. 25 Virginia, Blackman threw touchdown passes to Gabe Nabers, Cam Akers and Keyshawn Helton - each player's second TD catch of the year. Prior to that, Blackman's first six touchdowns of the year went to six different players.
- » Against ULM, Blackman completed a career-high 30 passes for 282 yards and three touchdowns.
- » In the season opener against Boise State, Blackman threw for 327 yards and three touchdowns.
- » Blackman has thrown six touchdowns of at least 40 yards in 2019, including three of 60 yards or more to Tamorrion Terry. The pair connected for a season-long 75-yard score in the first quarter of the season opener against Boise State.
- » Blackman also hit Terry for a 69-yard touchdown on FSU's first offensive play against Alabama State. It was FSU's first score on its first offensive play since a Dalvin Cook 75-yard run at USF in 2016. Those two touchdowns from Blackman to Terry are FSU's only one-play touchdown drives of the year.
- » Blackman added his first career rushing touchdown against ULM, a six-yard scamper to push FSU's lead to 21-0.
- » Blackman's 53 rushing yards and 35-yard run against Alabama State were both career highs.

JORDAN TRAVIS

- » For the third consecutive game, Travis, a redshirt freshman transfer from Louisville, made the most of his limited action.
- » Travis is already FSU's third-leading rusher in 2019 on just 12 carries (170 yards). Against Alabama State, he completed three passes for 71 yards, the first completions of his FSU career.
- » Travis is also third on the team with three rushing touchdowns after adding a one-yard score at No. 8 Florida.
- » At Boston College, Travis made his first appearance as a Seminole in the third quarter and ran for a 26-yard touchdown on his first snap. He added a 66-yard touchdown that proved to be the game-winner late in the fourth quarter.
- » Travis' 66-yard touchdown run was the longest for a QB in FSU history and is the longest run for a Seminole in 2019. He is the first FSU QB since EJ Manuel vs. Florida in 2012 with multiple touchdown runs in a game.

Longest TD runs by QB, FSU history

Year	Player	Opponent	Yards
2019	J. Travis	Boston College	66
2008	D. Richardson	Chattanooga	55
2008	D. Richardson	W. Carolina	52
1954	V. Prinzi	Louisville	37
2016	D. Francois	USF	35

- » Against Alabama State, Travis was 3-for-7 passing for 71 yards, highlighted by a 63-yard catch-and-run from tight end Gabe Nabers. Travis ran four times for 69 yards, including a 61-yard scamper to the one-yard line.
- » Travis led FSU in rushing in his first two appearances. Against Boston College, he became the first FSU quarterback to lead the Noles in rushing since Jameis Winston against the Eagles in 2013 (67 yards).
- » Travis played three games at Louisville as a true freshman in 2018 and passed for 71 yards with one touchdown while adding 40 yards on eight carries. Travis redshirted the 2018 season and came to Florida State with four years of eligibility remaining.

NASTY NAS AMONG NATION'S BEST

- » Before leaving the season finale at No. 8 Florida with an injury, junior safety Hamsah Nasirildeen proved to be the top tackling defensive back in the country.
- » The Concord, N.C. native earned his third ACC DB of the Week honor vs. Alabama State, leading FSU with 11 tackles and an 80-yard pick-six against the Hornets, the first defensive touchdown of his career and first for FSU in 2019.
- » His 80-yard return for a touchdown is the 14th-longest INT return for a TD in FSU history. Nasirildeen and Stanford Samuels III, who also had his second INT of the year against Alabama State, are the only Noles with multiple picks in 2019.
- » Nasirildeen also earned Defensive Back of the Week honors after notching 22 tackles at Boston College, the most for a Seminole since Dale McCullers set the school record

with 29 in 1968.

- » Only McCullers - against Texas A&M (29) and Florida (26) in 1968 - has had more tackles in a game for a Seminole...Nasirildeen's 22 tackles are tied for 3rd most in a game for a Seminole with Roy Bickford vs. Mississippi Southern (1961).
- » His 22 tackles are the most for an ACC player in 2019 and only David Woodward of Utah State (24) has had more in a game this season nationally.
- » After registering 17 tackles against Syracuse, Nasirildeen is the first Nole since Hall of Famer Marvin Jones in 1990 with multiple 17-tackle games in a season.
- » For the season, Nasirildeen leads FSU with 101 tackles, 36 more than the next closest player (Emmett Rice, 65). The last Seminole with 100 tackles in a season was Reggie Northrup with 122 in 2014.

100-tackle seasons, FSU since 2000:

Player, Year	Solo	Asst.	Tot.
R. Northrup, 2014	62	60	122
B. Davis, 2006	57	52	109
H. Nasirildeen, 2019	61	40	101
A.J. Nicholson, 2005	53	47	100

- » Nasirildeen has 221 career tackles.
- » In 2018, Nasirildeen led FSU with 91 tackles.
- » Nasirildeen has 10 career games with at least 10 tackles.
- » Nasirildeen is tied for 12th nationally with three forced fumbles, the first three of his career. He has two interceptions (at No. 2 Clemson, Alabama State) and recovered his first career fumble against Miami.
- » Nasirildeen's first forced fumble came on the defense's first drive of the season. It was the first turnover forced by FSU on its opening drive of a season since 2002 against Iowa State in Arrowhead Stadium.
- » Nasirildeen and the Seminoles did not allow a passing touchdown in back-to-back games against Wake Forest and Syracuse, the first time FSU has not allowed a passing TD in consecutive ACC games since Georgia Tech and Syracuse in 2015.
- » Wake Forest entered the game 6th nationally with 20 touchdown passes. The Demon Deacons had a passing touchdown in 13 straight games before facing the Seminoles.

BACKUP RB TO HAVE OPPORTUNITY

- » Redshirt sophomore running back Deonté Sheffield has played in three games, against Syracuse, Alabama State and at No. 8 Florida. He has 9 carries for 48 yards and a 2-yard touchdown, the first of his career, against the Hornets.
- » Sheffield ran 7 times for 31 yards, with a long of 17 (all career highs), against Alabama State.

RICE EARNS EXTENDED PLAYING TIME

- » Prior to the October 19 game at Wake Forest, junior linebacker Emmett Rice's career high for tackles in a game was 5 vs. Boston College in 2016.
- » Since then, Rice has notched 51 combined tackles against Wake Forest (14), Syracuse (9), Boston College & Florida (8 each), Miami (7) and Alabama State (5).
- » Rice tallied his second career sack, and first of 2019, late in the second quarter at Boston College. It was FSU's only sack of the game. He also added 1.0 TFL at Wake Forest and vs. Alabama State.

DEFENSIVE LINE STRONG

- » Defensive linemen Marvin Wilson (5.0), Cory Durden (4.5) and Janarius Robinson (3.0) lead FSU in sacks while 17 players have had a hand in at least one sack.
- » Those three, plus sophomore Robert Cooper, have combined to recover four of FSU's eight fumbles this season. Wilson, J-Rob and Cooper have combined to force four fumbles.
- » Led by Wilson's 2.0 sacks and 3.0 tackles for loss, FSU notched 7 sacks and 12 tackles for loss against Syracuse.
- » FSU's 7 sacks vs. the Orange were the most since the defense had 8 at Syracuse in 2016. The 12 TFL were a season high.
- » Wilson is rated the No. 3 defensive tackle for the 2020 NFL Draft by ESPN's Mel Kiper, Jr. Before his season-ending injury against Miami, he led FSU's D-Line in sacks, tackles (44) and pass breakups (4).
- » At No. 2 Clemson, despite missing the first half, Robinson tallied 4.0 tackles for loss, the most for a Nole against an FBS opponent since Brian Burns had 4.5 at Clemson in 2017. Joshua Kaindoh recorded 4.0 TFLs the next week vs. Delaware State.
- » Robinson's 4.0 tackles for loss at Clemson are tied for the 2nd-most in the ACC this season and for 16th nationally.
- » Robinson had a career-high nine tackles against Syracuse; he tied his career-high with 1.5 sacks against the Orange.
- » Against Louisville, Wilson had a career-high 2.0 sacks; Durden and Robinson combined for 2.5 and Cedric Wood had 0.5.
- » Durden had at least 1.0 sacks in three straight games (ULM-Virginia-Louisville) and added his fourth against Miami. He is also the only current Seminole with a blocked kick in his career. He got a hand on an extra point at No. 3 Notre Dame in 2018. He forced his first career fumble earlier this season against ULM.
- » Louisville managed just 124 yards on the ground on 47 carries (2.6 ypc). The Cardinals entered averaging an ACC-high 260.3 yards per game rushing.
- » The Noles held North Carolina State to just 88 rushing yards on 28 carries. The Wolfpack entered the game averaging 212 yards per game on the ground.

- » FSU held Miami to 40 yards rushing on 24 carries, an average of 1.67 yards per rush. The rushing yards total and yards-per-rush average were the lowest by an FSU opponent since Sept. 22, 2018, when Northern Illinois rushed for 6 yards on 20 attempts, an average of 0.3 yards per rush.
- » Since the start of 2018, FSU has held an opponent below its season yards per carry average 20 times.

Opponent YPC, season 8 vs. FSU

Opp.	YPC	vs. FSU	Diff.
'18 Virginia Tech	4.36	2.80	-1.56
'18 Samford	4.16	2.63	-1.53
'18 Syracuse	4.32	3.89	-0.43
'18 N. Illinois	3.91	0.30	-3.61
'18 Louisville	4.21	3.03	-1.18
'18 Miami	5.20	2.22	-2.98
'18 Wake Forest	4.44	1.92	-2.52
'18 Clemson	6.55	3.64	-2.91
'18 Boston College	4.07	2.55	-1.52
'19 Boise State	4.47	2.75	-1.72
'19 ULM	5.45	4.34	-1.11
'19 Virginia	3.91	3.75	-0.16
'19 Louisville	4.89	2.63	-2.26
'19 NC State	4.34	3.14	-1.20
'19 Clemson	6.46	6.04	-0.42
'19 Wake Forest	3.87	2.90	-0.97
'19 Miami	3.85	1.67	-2.18
'19 Boston College	5.09	4.39	-0.70
'19 Alabama State	3.15	2.22	-0.93
'19 Florida	3.96	3.08	-0.88

- » The Noles also forced six three-and-outs against UL; FSU forced six three-and-outs combined through its first three games.

GAINER STARTS, SHOWS OUT vs. PACK

- » Redshirt freshman edge defender Amari Gainer made the most of his first career start against North Carolina State.
- » The Tallahassee native had 9 tackles, 2.0 sacks and forced a fumble late in the game, earning ACC Rookie of the Week recognition.
- » Gainer also knocked a ball out of Miami quarterback Jarren Williams' hands that was recovered by Hamsah Nasirildeen.
- » Gainer tied for the team lead with 8 tackles at No. 2 Clemson. At Boston College, Gainer had a career-high 12 tackles and assisted on a tackle for loss.
- » For the year, Gainer has 63 tackles, 6.5 tackles for loss, 3.0 sacks, four quarterback hurries and two forced fumbles. His quarterback hurries are the most on the team, while his tackles, tackles for loss and sacks totals all rank third among Seminoles.

NOLES WINNING TURNOVER BATTLE

- » Florida State was turnover-free against Syracuse, snapping the Orange's 21-game streak forcing at least one turnover, the longest active streak in the country.
- » FSU has not turned the ball over six times in 2019: five games against ACC opponents and at No. 8 Florida.

CAREER STAT LEADERS

Rushing Yards	Cam Akers*	2,874
Rushing Touchdowns	Cam Akers*	27
Passing Yards	James Blackman	4,835
Passing Touchdowns	James Blackman	40
Receptions	Tamorriion Terry	86
Receiving Yards	Tamorriion Terry	1,767
Receiving Touchdowns	Tamorriion Terry	16
All-Purpose Yards	Cam Akers*	3,375
Total Offense Yards	James Blackman	4,825
Points Scored	Ricky Aguayo	327
Kickoff Returns	Keyshawn Helton*	24.9
Punt Returns	D.J. Matthews	10.6
Tackles	Hamsah Nasirildeen*	221
Tackles for Loss	Joshua Kaindoh*	13.5
	Janarius Robinson	13.5
	Marvin Wilson*	13.5
Sacks	Marvin Wilson*	8.5
Interceptions	Stanford Samuels III	8
Pass Breakups	Asante Samuel Jr.	21
Forced Fumbles	Hamsah Nasirildeen*	3
Fumble Recoveries	Emmett Rice	2
	Cyrus Fagan	2
Blocked Kicks	Cory Durden	1
Punt Average	Tommy Martin	39.0

*will miss Sun Bowl

RECORDING FSU**100-YD RUSHING GAMES**

Cam Akers (11)	Syracuse, 2017	199
	ULM, 2019	193
	Wake Forest, 2019	157
	Syracuse, 2019	144
	Miami, 2017	121
	ULM, 2017	117
	Boise State, 2019	116
	Duke, 2017	115
	Louisville, 2019	112
	Boston College, 2018	110
	Florida, 2019	102

100-YD RECEIVING GAMES

Tamorriion Terry (4)	Boston College, 2019	156
	NC State, 2018	142
	Florida, 2019	131
	Boston College, 2018	112
Keyshawn Helton (1)	Clemson, 2018	100
D.J. Matthews (1)	NC State, 2018	133

300-YD PASSING GAMES

James Blackman (3)	NC State, 2018	421
	Boston College, 2019	346
	Boise State, 2019	327
Alex Hornibrook (1)	NC State, 2019	316

- » Defensively, FSU needed just two games in 2019 to recover as many fumbles as it did in all of 2018 (three). The Noles have recovered eight this season after adding two against North Carolina State and one at Clemson.
- » Junior defensive back Hamsah Nasirildeen has forced three fumbles, tied for 12th-most in the country and 2nd in the ACC. They are the first three forced fumbles of his career.
- » FSU's eight recovered fumbles have come from eight different players - Cyrus Fagan, Marvin Wilson, Jaiden Lars-Woodbey, Janarius Robinson, Robert Cooper, Emmett Rice, Dennis Briggs Jr. and Nasirildeen.
- » Only Fagan (Samford 2018) and Rice (Charleston Southern 2016) had recovered a fumble prior to this season.
- » Against Boise State, Isaiah Bolden nabbed his first career interception.
- » At No. 25 Virginia, sophomore Asante Samuel, Jr. and senior Levonta Taylor recorded first-half interceptions. It was the first of Samuel's career and the fourth for Taylor.
- » Samuel also led FSU with a career-high eight tackles against the Cavaliers. He has a team-high 12 pass breakups in 2019 and 21 in his two seasons.
- » Nasirildeen intercepted his first pass of the season and second of his career at No. 2 Clemson and added another, which he returned 80 yards for a touchdown, vs. Alabama State.
- » Fagan intercepted a fourth-quarter pass against Louisville that turned into an FSU touchdown. Fagan started five straight games at safety before missing five games due to injury. He earned ACC Defensive Back of the Week honors for his game against North Carolina State when he had 10 tackles and a fumble recovery.
- » Stanford Samuels III had his first interception of 2019 late in the fourth quarter at Boston College and grabbed another one, a team-high eighth for his career, in the fourth quarter vs. Alabama State.

Turnovers Forced, 2019

Opp.	FUM/INT	Recovering Player
Boise State	Fumble	Janarius Robinson
Boise State	Int	Isaiah Bolden
Boise State	Fumble	Robert Cooper
ULM	Fumble	Jaiden Lars-Woodbey
Virginia	Int	Asante Samuel, Jr.
Virginia	Int	Levonta Taylor
Louisville	Int	Cyrus Fagan
Louisville	Fumble	Marvin Wilson
NC State	Fumble	Fagan
NC State	Fumble	Emmett Rice
Clemson	Int	Hamsah Nasirildeen
Clemson	Fumble	Dennis Briggs, Jr.
Miami	Fumble	Nasirildeen
Boston Coll	Int	Stanford Samuels III
Alabama St.	Int	Nasirildeen
Alabama St.	Int	Samuels III

NOLES TOP 500 FOR FOURTH TIME

- » The Seminoles gained more than 500 yards of total offense in two games under Interim Head Coach Odell Haggins.
- » Florida State needed just 56 plays to gain its season-high 525 yards against Alabama State one week after needing only 57 plays to gain 524 yards at Boston College.
- » The total yards against the Eagles and Hornets were FSU's most in a game since notching 654 at Syracuse in 2016.
- » FSU also topped 500 yards against ULM (501) and Louisville (522).
- » FSU also topped the 500-yard mark in 2017 under Haggins against ULM (504 yards).
- » The Noles scored at least 24 points in the first five games of a season for the fourth time since 2000 and first since 2013, and their seven 30-point games are the most since 2016.

HELTON'S BIG PLAY PROWESS

- » Sophomore wide receiver Keyshawn Helton notched kick returns of 49 and 58 yards in 2019, the longest for a Nole since Keith Gavin had an 81-yarder at Wake Forest in 2017.
- » At the time of his season-ending injury against Clemson, Helton ranked 9th nationally and 2nd in the ACC with a 28.5 return average this season (8 for 228 yards).
- » At No. 25 Virginia, in his first start of the season and second of his career, Helton led FSU with five catches, including a 17-yard touchdown from James Blackman that broke a tie in the fourth quarter.
- » Helton also caught a 58-yard touchdown in the opener against Boise State and a 44-yard score vs. Louisville on quarterback Alex Hornibrook's first career pass as a Seminole.
- » Helton's seven catches against Louisville led the team and were a career high.

ONTARIA WOWS vs. WOLFPACK

- » Sophomore receiver Ontaria Wilson set career highs with four catches and 91 yards in FSU's 31-13 win vs. North Carolina State.
- » The Ashburn, Ga., native and cousin of fellow Nole Tamorrion Terry caught his first career touchdown against the Wolfpack, a 40-yard reception in the first half.
- » Wilson also caught four passes for 38 yards at Wake Forest before leaving with an injury that forced him to miss the remainder of the regular season.
- » Wilson started the first seven games of the year and has 227 yards and a touchdown.

TRUE FRESHMEN STARTERS

- » Dontae Lucas has started five games at right guard for the Noles, including the season opener against Boise State.
- » Lucas started two games, against Syracuse and Miami, at left guard.
- » Lucas was the first of four true freshmen to start for FSU this season.
- » Fellow freshmen Darius Washington (left tackle, 3 games) and Maurice Smith (left guard in place of Lucas at BC) have also started on FSU's O-Line.

FSU STAT RANKINGS

(XX) is teams ranked in category

Category	NCAA	ACC	Value
3rd Down Conv. Pct (130)	94	10	0.375
3rd Down Conv. Pct Def. (130)	91	11	0.418
4th Down Conv. Pct (130)	53	6	0.563
4th Down Conv. Pct Def. (130)	67	7	0.524
Blocked Kicks Allowed (129)	30	6	1
Blocked Punts Allowed (128)	1	1	0
Completion Pct. (130)	19	2	0.653
Defensive TDs (47)	47	5	1
Fewest Penalties (130)	129	14	111
Fewest Penalties/Gm. (130)	129	14	9.25
Fewest Penalty Yards (130)	125	13	881
Fewest Penalty Yards/Gm. (130)	126	13	73.42
First Downs Def. (130)	127	14	296
First Downs Offense (130)	82	8	244
Fumbles Lost (130)	31	5	6
Fumbles Recovered (130)	50	7	8
Kickoff Return Def. (130)	114	11	24
Kickoff Returns (130)	9	3	25.42
Net Punting (130)	83	12	37.63
Passes Had Intercepted (130)	55	6	9
Passes Intercepted (127)	84	10	8
Passing Offense (130)	33	4	269.4
Passing Yards Allowed (130)	120	13	283.5
Passing Yards per Completion (130)	66	9	12.29
Punt Return Def. (130)	35	5	5.81
Punt Returns (130)	77	9	6.71
Red Zone Def. (130)	85	11	0.85
Red Zone Offense (130)	50	7	0.865
Rushing Def. (130)	63	8	152.5
Rushing Offense (130)	101	11	133.8
Sacks Allowed (130)	125	12	3.67
Scoring Def. (130)	71	7	28.5
Scoring Offense (130)	64	8	29.1
Tackles for Loss Allowed (129)	126	13	8.42
Team Passing Efficiency (130)	38	5	147.02
Team Passing Efficiency Def. (130)	67	8	132.03
Team Sacks (130)	45	10	2.42
Team Tackles for Loss (130)	72	12	5.8
Time of Possession (130)	126	14	25:51
Total Def. (130)	99	11	436
Total Offense (130)	64	6	403.2
Turnover Margin (128)	58	7	0.08
Turnovers Gained (129)	76	10	16
Turnovers Lost (130)	44	5	15
Winning Pct. (130)	66	7	0.5

STAT RANKINGS

Individual Top 50

Player	Category	NCAA/ACC	Value
C. Akers	All Purpose	28/5	124.45
	Rushing TDs	16/2	14
	Rushing Yards	27/4	1,144
	Rushing Yards/Gm.	20/4	104.0
	Scoring	10/1	10.0
J. Blackman	Total Pts. Scored	18/4	108
	Total TDs	10/2	18
	Comp. Pct.	31/3	.639
D. Matthews	Passing Eff.	42/5	144.7
	Yards/Att.	42/5	7.88
	Punt Returns	31/5	6.7
H. Nasirildeen	Forced Fumbles	12/2	3
	Solo Tackles	31/3	5.1
	Total Tackles	40/6	8.4
A. Samuel	Passed Defended	25/2	1.2
T. Terry	Rec. TDs	35/6	8
	Rec. Yards	24/3	1,023
	Rec. Yards/Gm.	27/5	85.3
	Yards/Rec.	13/3	20.06

- » Only Stanford, with four, has had more true freshmen start on the offensive line this year.
- » Safety Akeem Dent earned his first start at Wake Forest.
- » Lucas was FSU's first true freshman starting offensive lineman in a season opener since Zebrie Sanders (LT) and David Spurlock (RG) in 2008.
- » Lucas was one of just 10 true freshmen to start their team's season opener on the offensive line, and one of just three to start at right guard.
- » Over the past 20 years, only 10 true freshmen have started a season opener on either side of the ball for the Seminoles, including Jaiden Lars-Woodbey against Virginia Tech last season:

Opening Day

True Freshman Starters, last 20 years

2019	Dontae Lucas	RG
2018	Jaiden Lars-Woodbey	STAR
2013	Jalen Ramsey	CB
	DeMarcus Walker	DE
2008	Zebrie Sanders	OT
	David Spurlock	OG
	Moses McCray	NG
2007	Rodney Hudson	OG
2006	Brandon Warren	TE
2000	Kendyll Pope	WLB

TIGHT ENDS BRING VERSATILITY

- » Florida State's three tight ends - senior Gabe Nabers, junior Tre' McKitty and sophomore Camren McDonald - have all caught passes this season, combining for 44 catches and 505 yards.
- » Nabers' first two catches of the season went for a touchdown. He had a career-high three catches and 45 yards against Louisville - all on the same drive in the third quarter.
- » Nabers caught a career-high 63-yard pass from Jordan Travis against Alabama State. He is one of three Noles with a 60-yard reception this season (Terry 5, Matthews 1).
- » McKitty leads FSU's tight ends with 23 catches for 241 yards, including 28- and 30-yard catches against Virginia.
- » McKitty's brother, Sergeant Trevor Lloyd, is a biomedical equipment technician stationed in Fort Stewart, Georgia. McKitty led FSU onto the field with the American flag for the Military Appreciation game against Alabama State.
- » McDonald caught a 24-yard pass at Boston College, besting his previous career total yards (19). McDonald and Nabers also feature on the Noles special teams, while McKitty plays on the hands team for onside kicks.

- » Fifteen Seminoles have made their first career starts with Florida State in 2019, including a pair of graduate transfers - quarterback Alex Hornibrook and right tackle Ryan Roberts.
- » Overall, 39 players have made their FSU debuts, including 18 true freshmen.
- » Along with Hornibrook and Roberts, defensive back Carlos Becker III, center Andrew Boselli, defensive tackle Dennis Briggs, Jr., defensive tackle Robert Cooper, safety Akeem Dent, safety Cyrus Fagan, linebacker Amari Gainer, center Baveon Johnson, running back Khalan Laborn, offensive lineman Dontae Lucas, defensive back A.J. Lytton, left guard Maurice Smith and left tackle Darius Washington made their first FSU starts this year.
- » For the season, FSU has started 41 different players and 33 of those starters have eligibility remaining after 2019.

First Appearances as a Nole, 2019

Player	Pos	Class	First App
Dontae Lucas	RG	FR	Boise St.
Ryan Roberts	RT	r-SR	Boise St.
Akeem Dent	DB	FR	Boise St.
Raymond Woodie III	DB	FR	Boise St.
Renardo Green	DB	FR	Boise St.
Jaleel McRae	LB	FR	Boise St.
Brendan Gant	DB	FR	Boise St.
Tru Thompson	DT	FR	Boise St.
Jalen Goss	OL	r-FR	Boise St.
Chaz Neal	OL	r-FR	Boise St.
Jordan Young	WR	r-FR	Boise St.
Jamarcus Chatman	DT	r-FR	Boise St.
D'Anfernee McGriff	ST	r-JR	Boise St.
Parker Grothaus	KO	SO	ULM
Tommy Martin	P	SO	ULM
Jarvis Brownlee	ST	FR	at Virginia
Alex Hornibrook	QB	r-SR	Louisville
Joseph Garcia	ST	r-JR	Louisville
Derrick McLendon II	DE	FR	NC State
Malcolm Lamar	DT	r-FR	NC State
Kalen DeLoach	ST	FR	at Clemson
Darius Washington	OL	FR	at Wake
Deonté Sheffield	RB	r-SO	Syracuse
Maurice Smith	OL	FR	Syracuse
Alexander Strozier	OL	r-SR	Syracuse
Jay Williams	OL	r-JR	Syracuse
Ira Henry III	OL	FR	Syracuse
Jordan Travis	QB	r-FR	at BC
Tanner Adkison	LS	r-JR	Ala. State
Caleb Faris	WR	FR	Ala. State
Quashon Fuller	DE	FR	Ala. State
Kevon Glenn	ST	FR	Ala. State
Armani Kerr	LB	r-JR	Ala. State
Tyrell Moorner	WR	r-SR	Ala. State
Peter Osimen	DT	r-SR	Ala. State
Joseph Schergen	LB	r-SR	Ala. State
Caleb Ward	WR	r-FR	Ala. State
Treshaun Ward	RB	FR	Ala. State
Tre Young	WR	FR	Ala. State

Bold - Starter at least one game

FSU's RECORD IN 2019...

...in August	0-1	.000
...in September	3-1	.750
...in October	1-2	.333
...in November	2-2	.500
...ACC home games	3-1	.750
...ACC road games	1-3	.250
...non-con home games	2-1	.667
...non-con road games	0-1	.000
...AP ranked home games	0-0	.000
...AP ranked road games	0-3	.000
...AP ranked neutral games	0-0	.000
...games decided by 1-8 pts	2-3	.400
...games decided by 9-20 pts	3-1	.750
...games decided by 21+ pts	1-2	.333
...when scoring 0-9 pts	0-0	.000
...when scoring 10-19 pts	0-3	.000
...when scoring 20-29 pts	0-2	.000
...when scoring 30+ pts	6-1	.857
...when allowing 0-9 pts	0-0	.000
...when allowing 10-19 pts	3-0	1.000
...when allowing 20-29 pts	1-2	.333
...when allowing 30+ pts	2-4	.333
...day games (before 6pm)	5-3	.625
...night games (after 6pm)	1-3	.250
...scoring first	4-1	.800
...opponent scores first	2-5	.286
...leading after 1st Q	5-1	.833
...trailing after 1st Q	1-4	.200
...leading after 2nd Q	5-3	.625
...trailing after 2nd Q	1-3	.250
...leading after 3rd Q	6-3	.667
...trailing after 3rd Q	0-3	.000
...with 100-yd rusher	3-3	.500
...with 100-yd receiver	1-1	.500
...with 300-yd passer	2-1	.667

- » Florida State improved to 3-3 all-time in overtime after a 45-44 win against ULM.
- » FSU is 3-0 in overtime at Doak Campbell Stadium.

FSU OT history

Date	Opponent	Score
9/7/2019	ULM	W, 45-44
9/20/2014	Clemson	W, 23-17
1/3/2006	vs. Penn State*	L, 23-26 (3 ot)
9/10/2004	at Miami	L, 10-16
11/15/2003	NC State	W, 50-44 (2 ot)
9/26/2002	at Louisville	L, 20-26

*Orange Bowl

RED ZONE SUCCESS

- » Florida State has scored on 32-of-37 (.865) red zone opportunities this season, with the lone stop against Syracuse coming as the game ended.
- » 81.3 percent (26-of-32) of FSU's red zone scores this year have been touchdowns.

ONE-POINT WINS

- » For the fourth time in the past four seasons, but just the 13th time in school history, Florida State won a one-point game, beating ULM 45-44 in overtime on Sept. 7.
- » The Noles also beat No. 22 Boston College by one point in Doak Campbell Stadium last season.

FSU One-Point Wins, All-Time

Year	Opponent	Location	Final
2019	ULM	Home	45-44 (ot)
2018	Boston College	Home	22-21
2016	Michigan*	Neutral	33-32
2016	Miami	Away	20-19
2003	Georgia Tech	Home	14-13
1983	East Carolina	Home	47-46
1976	N. Texas St.	Away	21-20
1967	Texas A&M	Away	19-18
1965	Virginia Tech	Home	7-6
1959	Virginia Tech	Away	7-6
1956	Miss. So.	Home	20-19
1954	Miss. So.	Home	19-18
1948	Millsaps	Away	7-6

*Orange Bowl

FOURTH-DOWN ATTEMPTS

- » A year after going 12-of-24 on fourth down attempts, FSU is 9-of-16 on fourth down tries in 2019.
- » FSU's first two conversions were 4th-and-1 touchdown runs from Cam Akers - a 38-yard burst on the first drive of the season against Boise State and a 41-yard TD run against North Carolina State.
- » FSU converted 2-of-3 fourth down tries at Wake Forest.
- » Both of FSU's successful fourth-down tries against Syracuse were Khalan Laborn runs, including a two-yard touchdown in the third quarter.

- » Senior Ricky Aguayo is a perfect 39-for-39 on extra point attempts in 2019 and will finish his career having never missed a PAT against an ACC team (85-for-85).
- » In games away from Tallahassee, Aguayo is 31-of-36 (.861) on field goal attempts, including 20-of-24 (.833) in true road games.
- » Aguayo is tied (with Scott Bentley) for 5th in FSU history with 327 points, passing the 300-point barrier with a pair of extra points at No. 2 Clemson.
- » With five points against North Carolina State on Sept. 28, Aguayo passed Warrick Dunn (1993-96) for 8th on the school's all-time scoring list with 299 points.
- » At No. 25 Virginia, Aguayo passed former teammate Dalvin Cook (288) on the scoring list.
- » Aguayo also made a career-long-tying 53-yard field goal against the Cavaliers and is 4-for-7 in his career from 50 yards or longer.
- » His 53-yard field goal at Virginia is the 2nd-longest made field goal in the ACC and tied for 12th longest in the nation this season.
- » Aguayo's 55 career made field goals are 7th in the country among active players.
- » Aguayo holds two school records: most field goals made in a game (6 vs. Ole Miss on Sept. 5, 2016) and most PATs made in a game (11 vs. Delaware State on Nov. 18, 2017 - tied with Roberto Aguayo and Scott Bentley).
- » Aguayo and brother Ricky have held down FSU's kicking duties for the past seven seasons. They are the 2nd-highest scoring brothers at one school in NCAA history.

Highest Scoring Bros., Kickers at One School

Rank	Brothers (School)	Total Pts.
1.	Kris & Drew Brown (Nebraska)	743
2.	Roberto & Ricky Aguayo (FSU)	730

FSU Career Scoring Leaders

Rank	Player (Yrs)	Points Scored
1.	Dustin Hopkins (09-12)	466

4.	Xavier Beitia (01-04)	360
5.	Ricky Aguayo (16-PR)	327
	Scott Bentley (93-96)	327

FSU Career Field Goal Leaders

Rank	Player (Yrs)	FG Made
1.	Dustin Hopkins (09-12)	88

6.	Gary Cismesia (04-07)	65
7.	Ricky Aguayo (16-PR)	55

FSU Career PAT Leaders

Rank	Player (Yrs)	PAT Made
1.	Dustin Hopkins (09-12)	202

4.	Xavier Beitia (01-04)	174
	Derek Schmidt (84-87)	174
6.	Ricky Aguayo (16-PR)	162

- » With Aguayo out due to illness, Parker

AP & COACHES POLLS

Entering Bowls			
	AP	Coaches	
LSU (47/46)	13-0	1	1
Ohio State (12/14)	13-0	2	2
Clemson (3/5)	13-0	3	3
Oklahoma	12-1	4	4
Georgia	11-2	5	5
Florida	10-2	6	7
Oregon	11-2	7	6
Baylor	11-2	8	8
Auburn	9-3	9	13
Alabama	10-2	9	9
Wisconsin	10-3	11	11
Utah	11-2	12	10
Penn State	10-2	13	12
Notre Dame	10-2	14	14
Memphis	12-1	15	15
Minnesota	10-2	16	16
Michigan	9-3	17	17
Boise State	12-1	18	18
Iowa	9-3	19	19
Appalachian State	12-1	20	20
Navy	9-2	21	21
USC	8-4	22	23
Cincinnati	10-3	23	22
Air Force	10-2	24	24
Oklahoma State	8-4	25	
Virginia	9-4		25

*Bold Italics - 2019 Opponents***CFP RANKINGS**

Final	
1.	LSU
2.	Ohio State
3.	Clemson
4.	Oklahoma
5.	Georgia
6.	Oregon
7.	Baylor
8.	Wisconsin
9.	Florida
10.	Penn State
11.	Utah
12.	Auburn
13.	Alabama
14.	Michigan
15.	Notre Dame
16.	Iowa
17.	Memphis
18.	Minnesota
19.	Boise State
20.	Appalachian State
21.	Cincinnati
22.	USC
23.	Navy
24.	Virginia
25.	Oklahoma State

*Bold Italics - 2019 Opponents***AGUAYO HOLDS FSU RECORDS**

Grothaus handled kicking duties against Syracuse, making 3-of-4 extra points. For the year, he is 5-of-6 on PATs and has not attempted a field goal.

- » Grothaus also handles kickoff duties for the Noles, averaging 63.4 yards on 57 kickoffs.

RETURN GAME

- » D.J. Matthews has returned 16 punts for 107 yards in 2019, with a 22-yarder against Boise State and a 26-yarder against ULM.
- » Matthews also led FSU with seven catches against the Warhawks.
- » For his career, Matthews is averaging 10.6 yards per punt return.
- » Matthews ranks 10th in school history with 564 career punt return yards.
- » Matthews' 145 punt return yards at Miami in 2018 rank as the 3rd-highest single-game total in school history and marked the 13th 100-yard punt return game by a Seminole.
- » Matthews holds two of the top four single-game punt return totals in school history. He earned 138 yards in punt returns against Delaware State in 2017.
- » Matthews' 74-yard punt return for a touchdown at Miami was the first of his career and the first by a Seminole since Bobo Wilson against Charleston Southern in 2016 (89 yards).

FSU Career Punt Return Yards

Rank	Player (Yrs)	Punt Ret. Yards
1.	Deion Sanders (85-88)	1429
9.	Leon Washington (02-05)	635
10.	D.J. Matthews (17-PR)	564

KICKOFF RETURN STREAK

- » Florida State has not allowed a kickoff return touchdown since Sept. 25, 2004, the longest active streak in the country (206 games).

YOUTH MOVEMENT

- » Florida State has just 15 seniors or redshirt seniors on its roster.

Florida State Seniors

Senior	Pos	App. at FSU
Ricky Aguayo	K	49
Abdul Bello*	OL	32
Josh Brown	LB	43
Keith Gavin	WR	42
Alex Hornibrook*	QB	5
Dontavious Jackson	LB	43
Kyle Meyers	DB	42
Cole Minshew*	OL	35
Tyrell Moorner*	WR	1
Gabe Nabers	TE	40
Peter Osimen*	DT	1
Ryan Roberts*	OL	12
Alexander Strozier*	OL	2
Levonta Taylor	DB	44
Adonis Thomas*	LB	23

*Redshirt senior

and defense in 2019. Of that group, 33 have eligibility remaining after this season.

- » Of the 89 Seminoles that have played this season, 50 (56.2 percent) are freshmen or sophomores.

"TOUCHDOWN, FLORIDA STATE"

- » Now in his 41st season calling Florida State football, Gene Deckerhoff called his 500th FSU game on Sept. 28 against North Carolina State.
- » Deckerhoff has been the voice of FSU football since 1979 and is one of just four announcers inducted into the Florida Sports Hall of Fame.
- » Deckerhoff has also called FSU basketball since 1974 and Tampa Bay Buccaneers football since 1989.
- » Deckerhoff has been named the Florida Sportscaster of the Year 14 times and was inducted into the FSU Athletics Hall of Fame in 2002.
- » In 2013, he won the National Football Foundation Chris Schenkel Award.

NOLES STRONG IN FIRST QUARTER

- » FSU allowed just one first quarter touchdown in seven home games in 2019. FSU outscored opponents 86-16 in the first quarter at Doak Campbell Stadium.
- » FSU scored 21 points in the first quarter against Boise State, marking its first 21-point quarter since Nov. 18, 2017, when the Seminoles scored 21 in the first and 35 in the second against Delaware State.
- » It was the first 21-point quarter against an FBS opponent since Nov. 19, 2016, when the Seminoles scored 21 in the third quarter at Syracuse, and was the first 21-point first quarter against an FBS opponent since Sept. 24, 2016, when FSU put 28 on the board at South Florida.
- » The Noles also scored 21 points in the first quarter against Louisville, its most in the opening 15 minutes against an ACC school since scoring 28 vs. Syracuse in 2013.
- » FSU scored on its first four possessions against the Broncos; the Noles last did that against USF in 2016. FSU scored touchdowns on its first three drives against ULM.
- » FSU scored on its first possession of the season for the first time since 2015 against Texas State.
- » Against ULM, the Florida State defense did not allow a passing yard in the first quarter, holding quarterback Caleb Evans to 0-for-7 passing. He completed his first pass with 13:11 remaining in the second quarter.
- » Versus Syracuse, FSU allowed just 24 yards on 20 first-quarter plays. The Noles had four sacks and did not allow a third-down conversion (0-for-6) in the first 15 minutes.
- » Florida State is outscoring its opponents by a scoring margin of +24 in the first 30 minutes. Last season, FSU was -73 in the first half.

2019 TEAM AWARDS

Bob Crenshaw Award	QB James Blackman
Monk Bonasorte Award	DT Marvin Wilson
Don Powell Award	TE Gabe Nabers
Bill McGrotha Humanitarian Award	LB DeCalon Brooks
Tough Man Award	DT Cory Durden
	DB Stanford Samuels III
Offense Scout Team Award	QB Wyatt Rector
Defense Scout Team Award	LB Joseph Garcia
Special Teams Scout Team Award	WR Michael Barulich
Captains Award	K Ricky Aguayo
	QB James Blackman
	DT Marvin Wilson
Academic Excellence Award	OL Abdul Bello
Offense MVP	WR Tamorrion Terry
Defense MVP	DB Hamsah Nasirildeen
Special Teams MVP	K Parker Grothaus
Bobby Bowden Leadership Award	WR Keyshawn Helton
	LB Jaiden Lars-Woodbey
Most Valuable Offensive Lineman	RT Ryan Roberts
Most Valuable Defensive Lineman	DT Marvin Wilson
Most Improved Player Award	LB Amari Gainer
	WR Ontaria Wilson
Devaughn Darling Freshman of the Year Award	
	OL Dontae Lucas
Outstanding Walk-On Award	P Tommy Martin
I Got Your 6 Award	Reggie Hutchins
Team MVP	RB Cam Akers

- » FSU has had 41 different starters on offense

NOLES IN THE PROS

(THRU DEC. 17)

Player	Years at FSU	Position	Team
Bell, Wilson	2013-16	OL	Baltimore Brigade (AFL)
Bradham, Nigel	2008-11	LB	Philadelphia Eagles
Brooks, Terrence	2010-13	DB	New England Patriots
Burns, Brian	2016-18	DE	Carolina Panthers
Carr, Greg	2005-08	WR	Atlantic City Blackjacks (AFL)
Casher, Chris	2012-15	DE	Calgary Stampeders (CFL)
Christmas, Demarcus	2014-18	DT	Seattle Seahawks
Cook, Dalvin	2014-16	RB	Minnesota Vikings
Darby, Ronald	2012-14	DB	Philadelphia Eagles
Edwards Jr., Mario	2012-14	DE	New Orleans Saints
Eligwe, Ukeme	2012-14	LB	New York Jets (PS)
Elliott, Javien	2014-15	DB	Carolina Panthers
Erving, Cameron	2010-14	OL	Kansas City Chiefs
Franklin, John	2013-15	DB	Tampa Bay Buccaneers (PS)
Freeman, Devonta	2011-13	RB	Atlanta Falcons
Gano, Graham	2005-08	K	Carolina Panthers
Goldman, Eddie	2012-14	DT	Chicago Bears
Hart, Bobby	2011-14	OL	Cincinnati Bengals
Hopkins, Dustin	2009-12	K	Washington Redskins
Hoskins, Ro'Derrick	2013-17	LB	St. Louis BattleHawks (XFL)
Hudson, Rodney	2007-10	OL	Oakland Raiders
Izzo, Ryan	2014-17	TE	New England Patriots
Jackson, Tre	2011-14	OL	Tampa Bay Vipers (XFL)
James, Derwin	2015-17	DB	Los Angeles Chargers
Jernigan, Timmy	2011-13	DT	Philadelphia Eagles
Johnson, Roderick	2014-16	OL	Houston Texans
Jones, Christian	2010-13	LB	Detroit Lions
Joyner, Lamarcus	2010-13	DB	Oakland Raiders
Kelly, Derrick	2014-18	OL	New Orleans Saints (PS)
Lane, Ermon	2014-17	WR/DB	Toronto Argonauts (CFL)
Leonard, Rick	2014-17	OL	Houston Texans (PS)
Marshall, Trey	2014-17	DB	Denver Broncos
Murray, Nyqwan	2015-18	WR	Toronto Argonauts (CFL)
Newberry, Giorgio	2011-15	DT	Tampa Bay Vipers (XFL)
Nnadi, Derrick	2014-17	DT	Kansas City Chiefs
Northrup, Reggie	2012-15	LB	Tampa Bay Vipers (XFL)
O'Leary, Nick	2011-14	TE	Jacksonville Jaguars
Patrick, Jacques	2015-18	RB	Tampa Bay Vipers (XFL)
Ramsey, Jalen	2013-15	DB	Los Angeles Rams
Reid, Greg	2009-11	DB	Montreal Alouettes (CFL)
Rhodes, Xavier	2009-12	DB	Minnesota Vikings
Robinson, Patrick	2006-09	DB	New Orleans Saints
Smith, Rodney	2009-12	WR	Toronto Argonauts (CFL)
Sweat, Josh	2015-17	DE	Philadelphia Eagles
Tate, Auden	2015-17	WR	Cincinnati Bengals
Thompson, Chris	2009-12	RB	Washington Redskins
Walker, DeMarcus	2013-16	DE	Denver Broncos
White, Marquez	2013-16	DB	St. Louis BattleHawks (XFL)
Whitfield, Kermit	2013-16	WR	Los Angeles Wildcats (XFL)
Williams, Karlos	2011-14	RB	Toronto Argonauts (CFL)
Williams, P.J.	2012-14	DB	New Orleans Saints
Williams, Vince	2008-12	LB	Pittsburgh Steelers
Wilson, Bobo	2013-16	WR	Carolina Panthers (PS)
Winston, Jameis	2012-14	QB	Tampa Bay Buccaneers

BOBBY BOWDEN FIELD AT DOAK S. CAMPBELL STADIUM

2019 Capacity:	79,560
Surface:	419 Tiftway Bermuda
Location:	Pensacola Street & Stadium Drive
First Game:	October 7, 1950
Opponent:	Randolph-Macon
Score:	Florida State 40, Randolph-Macon 7
All-Time Doak Record:	303-97-4 (.755)
All-Time Record at Home:	311-101-4 (.752)

300 AND COUNTING

- » Florida State won its 300th game in Doak Campbell Stadium in a 35-24 win over Louisville on Sept. 21, 2019.
- » The Noles boast a 303-97-4 (.755) all-time record at Doak.
- » Including three years at Centennial Field (1947-49), FSU is 311-101-4 (.752) in Tallahassee.
- » FSU's .755 win percentage in Doak is 17th-best of teams playing in their current stadium.

AGAINST THE ACC

- » Florida State is 93-20 against Atlantic Coast Conference teams in Doak Campbell Stadium since joining the league in 1992.
- » FSU won its first 39 home games against league opponents from 1992-2001.
- » FSU has had a perfect home record against league opponents 16 of 28 seasons since joining the league.
- » FSU finished 2019 with a 3-1 mark against the ACC at Doak, with wins against Louisville, NC State and Syracuse.

ROSTER: NUMERICAL

No	Name	Pos	Ht	Wt	Cl	Hometown/HS/Previous School	No	Name	Pos	Ht	Wt	Cl	Hometown/HS/Previous School
1	James Blackman	QB	6-5	195	r-SO	South Bay, Fla./Glades Central	42	Jaleel McRae	LB	6-2	233	FR	New Smyrna Beach, Fla./IMG Academy
1	Levonta Taylor	DB	5-10	190	SR	Virginia Beach, Va./Ocean Lakes	42	Garrett Murray	LS	6-0	240	r-FR	Tampa, Fla./Plant
3	Cam Akers	RB	5-11	212	JR	Clinton, Miss./Clinton	43	Joseph Schergen	DB	5-9	176	JR	Loxahatchee, Fla.
4	Khalan Laborn	RB	5-11	205	r-SO	Virginia Beach, Va./Bishop Sullivan Catholic	44	Brendan Gant	DB	6-2	198	FR	Lakeland, Fla./Kathleen
5	Dontavious Jackson	LB	6-3	229	SR	Alief, Texas/Elsik	44	Grant Glennon	LS	6-3	218	r-SO	Tallahassee, Fla./Lincoln
6	Jaiden Lars-Woodbey	DB	6-3	223	SO	Fontana, Calif./St. John Bosco	45	Tyler Gilroy	LB	5-11	235	r-SO	St. Augustine, Fla./Bartram Trail
6	Tre' McKitty	TE	6-5	245	JR	Wesley Chapel, Fla./IMG Academy	47	Joseph Garcia	LB	6-2	218	r-JR	Miami, Fla./Belen Jesuit
7	D.J. Matthews	WR	5-10	156	JR	Jacksonville, Fla./Trinity Christian	48	Armani Kerr	LB	5-11	220	r-JR	Miami, Fla./Miami Jackson
8	Stanford Samuels III	QB	6-2	185	JR	Pembroke Pines, Fla./Flanagan	49	Cedric Wood	DT	6-3	318	r-JR	Tallahassee, Fla./Godby
10	Gino English	QB	6-1	185	FR	Winter Park, Fla./Winter Park	51	Josh Brown	LB	6-3	229	SR	Charlotte, N.C./Mallard Creek
10	Kevon Glenn	LB	6-2	236	FR	Riverdale, Ga./Dutchtown	51	Baveon Johnson	OL	6-3	305	r-JR	Lakeland, Fla./Lake Gibson
10	Anthony Grant	RB	5-11	197	SO	Buford, Ga./Buford	52	Christian Meadows	OL	6-4	336	r-FR	Montezuma, Ga./Macon County
11	Janarius Robinson	DE	6-5	261	r-JR	Panama City, Fla./Bay	53	Maurice Smith	OL	6-3	301	FR	Miami, Fla./Miami Central
11	Warren Thompson	WR	6-3	201	r-FR	Seffner, Fla./Armwood	54	Ricardo Watson	LB	6-0	247	FR	Tampa, Fla./Armwood
12	Alex Hornbrook	QB	6-4	220	r-SR	West Chester, Pa./Malvern Prep/Wisconsin	55	Dontae Lucas	OL	6-3	315	FR	Overtown, Fla./IMG Academy
12	A.J. Lytton	DB	5-11	179	SO	Upper Marlboro, Md./Wise	55	Derrick McLendon II	DE	6-4	252	FR	Decatur, Ga./Tucker
13	Joshua Kaindoh	DE	6-7	261	JR	Baltimore, Md./IMG Academy (Fla.)	56	Emmett Rice	LB	6-2	220	r-JR	Miami Gardens, Fla./Norland
13	Jordan Travis	QB	6-1	208	r-FR	West Palm Beach, Fla./The Benjamin School/Louisville	56	Ryan Roberts	OL	6-6	300	r-SR	Northville, Mich./Northville/Northern Illinois
13	Caleb Ward	WR	6-1	173	r-FR	Pensacola, Fla./Booker T. Washington	57	Axel Rizo	LB	6-2	238	r-FR	Miami, Fla./Gulliver Prep
14	Kyle Meyers	DB	6-0	174	SR	New Orleans, La./Holy Cross	58	Dennis Briggs Jr.	DE	6-4	268	r-FR	Kissimmee, Fla./Gateway
14	Deonté Sheffield	RB	5-11	205	r-SO	Destin, Fla./Niceville	59	Brady Scott	OL	6-6	312	r-SO	Powder Springs, Ga./Mount Paran Christian
15	Carlos Becker III	DB	6-2	200	r-JR	Kissimmee, Fla./Osceola	60	Andrew Boselli	OL	6-5	308	r-JR	Jacksonville, Fla./Episcopal
15	Tamorrion Terry	WR	6-4	203	r-SO	Ashburn, Ga./Turner County	61	Jalen Goss	OL	6-7	270	r-FR	Valdosta, Ga./Lowndes
16	Cory Durden	DT	6-5	305	r-SO	Newberry, Fla./Newberry	62	Alexander Strozier	OL	6-2	302	r-SR	Bartow, Fla./Bartow
16	Alex Eleyssami	QB	6-1	190	r-FR	Orlando, Fla./First Academy	63	Tanner Adkison	LS	5-10	192	r-JR	Tallahassee, Fla./Godby
18	Travis Jay	DB	6-2	185	FR	Greenville, Fla./Madison County	68	Jeremy Czerenda	OL	6-3	285	r-FR	Fort Lauderdale, Fla./University
19	Jarvis Brownlee	DB	5-11	165	FR	Miami Gardens, Fla./Miami Carol City	69	Robert Elder IV	OL	6-2	255	r-FR	Stuart, Fla./Jensen Beach
19	Wyatt Rector	QB	6-2	227	r-FR	Leesburg, Fla./Leesburg/Western Michigan	70	Cole Minshew	OL	6-5	330	r-SR	Pridgen, Ga./Coffee County
20	Kalen DeLoach	LB	6-1	211	FR	Savannah, Ga./Islands	71	Chaz Neal	OL	6-7	305	r-FR	Zephyrhills, Fla./Wesley Chapel
20	Keyshawn Helton	WR	5-9	170	SO	Pensacola, Fla./West Florida	72	Mike Arnold	OL	6-5	340	r-JR	Winter Haven, Fla./Winter Haven
21	Marvin Wilson	DT	6-5	311	JR	Houston, Texas/Episcopal	73	Jauan Williams	OL	6-7	310	r-JR	Washington, D.C./Archbishop Carroll
22	Adonis Thomas	LB	6-4	239	r-SR	Atlanta, Ga./Central Gwinnett/NW Miss. CC	74	Jay Williams	OL	6-6	300	r-JR	Moreno Valley, Calif./Nuview Bridge Early College HS/Grossmont
23	Ricky Aguayo	K	6-2	215	SR	Mascotte, Fla./IMG Academy	75	Abdul Bello	OL	6-6	315	r-SR	Warri, Nigeria/Montverde Academy (Fla.)
23	Hamsah Nasirildeen	DB	6-4	215	JR	Concord, N.C./Concord	76	Darius Washington	OL	6-4	308	FR	Pensacola, Fla./West Florida
24	Cyrus Fagan	DB	6-1	191	JR	Daytona Beach, Fla./Mainland	77	Christian Armstrong	OL	6-4	320	r-FR	Warner Robins, Ga./Warner Robins
26	Asante Samuel Jr.	DB	5-10	180	SO	Sunrise, Fla./St. Thomas Aquinas	78	Ira Henry III	OL	6-4	317	FR	St. Louis, Mo./Trinity Catholic
27	Akeem Dent	DB	6-1	182	FR	Pahokee, Fla./Palm Beach Central	80	Ontaria Wilson	WR	6-0	170	r-SO	Ashburn, Ga./Turner County
28	DeCalon Brooks	LB	5-10	209	r-SO	Tampa, Fla./Gaither	81	Caleb Faris	WR	5-8	175	FR	Tampa, Fla./Plant
29	Isaiah Bolden	DB	6-2	194	r-FR	Tampa, Fla./Wesley Chapel	82	Austin White	TE	6-5	242	FR	Tampa, Fla./Tampa Catholic
29	Tre Young	WR	6-0	195	FR	Atlanta, Ga./Riverwood International Charter	83	Jordan Young	WR	6-2	192	r-FR	Conyers, Ga./Heritage
30	Quashon Fuller	DE	6-3	267	FR	Fort Myers, Fla./Lehigh Senior	84	Adarius Dent	WR	6-1	174	SO	Pahokee, Fla./Pahokee
30	Tommy Martin	P	5-11	191	r-SO	Chesapeake, Va./Hickory	85	Tyrell Mooror	WR	5-11	199	r-SR	Jacksonville, Fla./The Bolles School/Ga. Southern
31	Raymond Woodie III	DB	6-0	198	FR	Palmetto, Fla./Florida State University School	86	Michael Barulich	WR	5-11	195	r-JR	Orlando, Fla./Lake Nona
32	Gabe Nabers	TE	6-3	243	SR	Hahira, Ga./Lowndes	87	Camren McDonald	TE	6-4	231	SO	Long Beach, Calif./Long Beach Poly
33	Amari Gainer	LB	6-3	215	r-FR	Tallahassee, Fla./Chiles	88	Ryan Fitzgerald	K	6-1	183	FR	Coolidge, Ga./Colquitt County
35	Leonard Warner III	LB	6-4	241	JR	Snellville, Ga./Brookwood	89	Keith Gavin	WR	6-3	212	SR	Crawfordville, Fla./Wakulla
36	Renardo Green	DB	6-0	174	FR	Orlando, Fla./Wekiva	90	Tru Thompson	DT	6-0	315	FR	Loganville, Ga./Grayson
37	Parker Grothaus	K	6-2	220	r-SO	Indian Lake, Ohio/Indian Lake	91	Robert Cooper	DT	6-2	346	SO	Lilburn, Ga./South Gwinnett
37	Raekwon Webb	RB	5-8	195	r-JR	Panama City, Fla./Bay/FAMU	93	Peter Osimen	DT	6-2	297	r-SR	Tampa, Fla./Jesuit
38	Treshaun Ward	RB	5-10	194	FR	Plant City, Fla./Tampa Bay Tech	95	Jamarcus Chatman	DE	6-2	271	r-FR	Rome, Ga./Rome
39	DeAundre Emeric	DB	5-9	196	r-SO	Orlando, Fla./University	98	Curtis Fann Jr.	DE	6-3	250	FR	Stillmore, Ga./Emanuel County Institute
40	Ethan Umstead	LB	6-1	220	FR	Lake City, Fla./Columbia	99	Malcolm Ray	DT	6-2	278	FR	Miami Gardens, Fla./Miami Carol City
41	Nolan McDonald	DB	6-2	180	r-FR	Long Beach, Calif./Long Beach Poly							

PRONUNCIATION GUIDE

Cam AKERS	Acres	Joshua KAINDOH	Cane-Dough	Michael BARULICH	Bare-uh-lick	Cole MINSHEW	Men-shoe
KHALAN LABORN	Kay-Lynn LAY-burn	TAMORRION Terry	Tuh-MAR-ee-ON	DeCALON Brooks	Duh-K-Lynn	JAUAN Williams	Juh-juan
Jaiden Lars- WOODBEY	Wood-bee	Ricky AGUAYO	Uh-Gwhy-oh	Parker GROTHAUS	GROAD-house	ONTARIA Wilson	on-TAR-ee-uh
KEVON Glenn	KEY-von	Hamsah NASIRILDEEN	Naz-ril-deen	BAVEON Johnson	Bay-VEE-On	Peter OSIMEN	OH-si-men
A.J. LYTTON	Lit-in	Cyrus FAGAN	Fay-Ginn	Jeremy CZERENDA	zer-IN-duh		

ROSTER: ALPHABETICAL

No	Name	Pos	Ht	Wt	Cl	Hometown/HS/Previous School	No	Name	Pos	Ht	Wt	Cl	Hometown/HS/Previous School
63	Tanner Adkison	LS	5-10	192	r-JR	Tallahassee, Fla./Godby	12	A.J. Lytton	DB	5-11	179	SO	Upper Marlboro, Md./Wise
23	Ricky Aguayo	K	6-2	215	SR	Mascotte, Fla./IMG Academy	30	Tommy Martin	P	5-11	191	r-SO	Chesapeake, Va./Hickory
3	Cam Akers	RB	5-11	212	JR	Clinton, Miss./Clinton	7	D.J. Matthews	WR	5-10	156	JR	Jacksonville, Fla./Trinity Christian
77	Christian Armstrong	OL	6-4	320	r-FR	Warner Robins, Ga./Warner Robins	41	Nolan McDonald	DB	6-2	180	r-FR	Long Beach, Calif./Long Beach Poly
72	Mike Arnold	OL	6-5	340	r-JR	Winter Haven, Fla./Winter Haven	87	Camren McDonald	TE	6-4	231	SO	Long Beach, Calif./Long Beach Poly
86	Michael Barulich	WR	5-11	195	r-JR	Orlando, Fla./Lake Nona	6	Tre' McKitty	TE	6-5	245	JR	Wesley Chapel, Fla./IMG Academy
15	Carlos Becker III	DB	6-2	200	r-JR	Kissimmee, Fla./Osceola	55	Derrick McLendon II	DE	6-4	252	FR	Decatur, Ga./Tucker
75	Abdul Bello	OL	6-6	315	r-SR	Warri, Nigeria/Montverde Academy (Fla.)	42	Jaleel McRae	LB	6-2	233	FR	New Smyrna Beach, Fla./IMG Academy
1	James Blackman	QB	6-5	195	r-SO	South Bay, Fla./Glades Central	52	Christian Meadows	OL	6-4	336	r-FR	Montezuma, Ga./Macon County
29	Isaiah Bolden	DB	6-2	194	r-FR	Tampa, Fla./Wesley Chapel	14	Kyle Meyers	DB	6-0	174	SR	New Orleans, La./Holy Cross
60	Andrew Boselli	OL	6-5	308	r-JR	Jacksonville, Fla./Episcopal	70	Cole Minshew	OL	6-5	330	r-SR	Pridgen, Ga./Coffee County
58	Dennis Briggs Jr.	DE	6-4	268	r-FR	Kissimmee, Fla./Gateway	85	Tyrell Moorer	WR	5-11	199	r-SR	Jacksonville, Fla./The Bolles School/Ga. Southern
28	DeCalon Brooks	LB	5-10	209	r-SO	Tampa, Fla./Gaither	42	Garrett Murray	LS	6-0	240	r-FR	Tampa, Fla./Plant
51	Josh Brown	LB	6-3	229	SR	Charlotte, N.C./Mallard Creek	32	Gabe Nabers	TE	6-3	243	SR	Hahira, Ga./Lowndes
19	Jarvis Brownlee	DB	5-11	165	FR	Miami Gardens, Fla./Miami Carol City	23	Hamsah Nasirildeen	DB	6-4	215	JR	Concord, N.C./Concord
95	Jamarcus Chatman	DE	6-2	271	r-FR	Rome, Ga./Rome	71	Chaz Neal	OL	6-7	305	r-FR	Zephyrhills, Fla./Wesley Chapel
91	Robert Cooper	DT	6-2	346	SO	Lilburn, Ga./South Gwinnett	93	Peter Osimen	DT	6-2	297	r-SR	Tampa, Fla./Jesuit
68	Jeremy Czerenda	OL	6-3	285	r-FR	Fort Lauderdale, Fla./University	99	Malcolm Ray	DT	6-2	278	FR	Miami Gardens, Fla./Miami Carol City
20	Kalen DeLoach	LB	6-1	211	FR	Savannah, Ga./Islands	19	Wyatt Rector	QB	6-2	227	r-FR	Leesburg, Fla./Leesburg/Western Michigan
27	Akeem Dent	DB	6-1	182	FR	Pahokee, Fla./Palm Beach Central	56	Emmett Rice	LB	6-2	220	r-JR	Miami Gardens, Fla./Norland
84	Adarius Dent	WR	6-1	174	SO	Pahokee, Fla./Pahokee	57	Axel Rizo	LB	6-2	238	r-FR	Miami, Fla./Gulliver Prep
16	Cory Durden	DT	6-5	305	r-SO	Newberry, Fla./Newberry	56	Ryan Roberts	OL	6-6	300	r-SR	Northville, Mich./Northville/Northern Illinois
69	Robert Elder IV	OL	6-2	255	r-FR	Stuart, Fla./Jensen Beach	11	Janarius Robinson	DE	6-5	261	r-JR	Panama City, Fla./Bay
16	Alex Eleyssami	QB	6-1	190	r-FR	Orlando, Fla./First Academy	26	Asante Samuel Jr.	DB	5-10	180	SO	Sunrise, Fla./St. Thomas Aquinas
39	DeAundre Emeric	DB	5-9	196	r-SO	Orlando, Fla./University	8	Stanford Samuels III	DB	6-2	185	JR	Pembroke Pines, Fla./Flanagan
10	Gino English	QB	6-1	185	FR	Winter Park, Fla./Winter Park	43	Joseph Schergen	DB	5-9	176	JR	Loxahatchee, Fla.
24	Cyrus Fagan	DB	6-1	191	JR	Daytona Beach, Fla./Mainland	59	Brady Scott	OL	6-6	312	r-SO	Powder Springs, Ga./Mount Paran Christian
98	Curtis Fann Jr.	DE	6-3	250	FR	Stillmore, Ga./Emanuel County Institute	14	Deonté Sheffield	RB	5-11	205	r-SO	Destin, Fla./Niceville
81	Caleb Faris	WR	5-8	175	FR	Tampa, Fla./Plant	53	Maurice Smith	OL	6-3	301	FR	Miami, Fla./Miami Central
88	Ryan Fitzgerald	K	6-1	183	FR	Coolidge, Ga./Colquitt County	62	Alexander Strozier	OL	6-2	302	r-SR	Bartow, Fla./Bartow
30	Quashon Fuller	DE	6-3	267	FR	Fort Myers, Fla./Lehigh Senior	1	Levonta Taylor	DB	5-10	190	SR	Virginia Beach, Va./Ocean Lakes
33	Amari Gainer	LB	6-3	215	r-FR	Tallahassee, Fla./Chiles	15	Tamorrion Terry	WR	6-4	203	r-SO	Ashburn, Ga./Turner County
44	Brendan Gant	DB	6-2	198	FR	Lakeland, Fla./Kathleen	22	Adonis Thomas	LB	6-4	239	r-SR	Atlanta, Ga./Central Gwinnett/NW Miss. CC
47	Joseph Garcia	LB	6-2	218	r-JR	Miami, Fla./Belen Jesuit	11	Warren Thompson	WR	6-3	201	r-FR	Seffner, Fla./Armwood
89	Keith Gavin	WR	6-3	212	SR	Crawfordville, Fla./Wakulla	90	Tru Thompson	DT	6-0	315	FR	Loganville, Ga./Grayson
45	Tyler Gilroy	LB	5-11	235	r-SO	St. Augustine, Fla./Bartram Trail	13	Jordan Travis	QB	6-1	208	r-FR	West Palm Beach, Fla./The Benjamin School/Louisville
10	Kevon Glenn	LB	6-2	236	FR	Riverdale, Ga./Dutchtown	40	Ethan Umstead	LB	6-1	220	FR	Lake City, Fla./Columbia
44	Grant Glennon	LS	6-3	218	r-SO	Tallahassee, Fla./Lincoln	13	Caleb Ward	WR	6-1	173	r-FR	Pensacola, Fla./Booker T. Washington
61	Jalen Goss	OL	6-7	270	r-FR	Valdosta, Ga./Lowndes	38	Treshaun Ward	RB	5-10	194	FR	Plant City, Fla./Tampa Bay Tech
10	Anthony Grant	RB	5-11	197	SO	Buford, Ga./Buford	35	Leonard Warner III	LB	6-4	241	JR	Snellville, Ga./Brookwood
36	Renardo Green	DB	6-0	174	FR	Orlando, Fla./Wekiva	76	Darius Washington	OL	6-4	308	FR	Pensacola, Fla./West Florida
37	Parker Grothaus	K	6-2	220	r-SO	Indian Lake, Ohio/Indian Lake	54	Ricardo Watson	LB	6-0	247	FR	Tampa, Fla./Armwood
20	Keyshawn Helton	WR	5-9	170	SO	Pensacola, Fla./West Florida	37	Raekwon Webb	RB	5-8	195	r-JR	Panama City, Fla./Bay/FAMU
78	Ira Henry III	OL	6-4	317	FR	St. Louis, Mo./Trinity Catholic	82	Austin White	TE	6-5	242	FR	Tampa, Fla./Tampa Catholic
12	Alex Hornibrook	QB	6-4	220	r-SR	West Chester, Pa./Malvern Prep/Wisconsin	73	Jauan Williams	OL	6-7	310	r-JR	Washington, D.C./Archbishop Carroll
5	Dontavious Jackson	LB	6-3	229	SR	Alief, Texas/Elsik	74	Jay Williams	OL	6-6	300	r-JR	Moreno Valley, Calif./Nuview Bridge Early College HS/Grossmont
18	Travis Jay	DB	6-2	185	FR	Greenville, Fla./Madison County	21	Marvin Wilson	DT	6-5	311	JR	Houston, Texas/Episcopal
51	Baveon Johnson	OL	6-3	305	r-JR	Lakeland, Fla./Lake Gibson	80	Ontaria Wilson	WR	6-0	170	r-SO	Ashburn, Ga./Turner County
13	Joshua Kaindoh	DE	6-7	261	JR	Baltimore, Md./IMG Academy (Fla.)	49	Cedric Wood	DT	6-3	318	r-JR	Tallahassee, Fla./Godby
48	Armani Kerr	LB	5-11	220	r-JR	Miami, Fla./Miami Jackson	31	Raymond Woodie III	DB	6-0	198	FR	Palmetto, Fla./Florida State University School
4	Khalan Laborn	RB	5-11	205	r-SO	Virginia Beach, Va./Bishop Sullivan Catholic	83	Jordan Young	WR	6-2	192	r-FR	Conyers, Ga./Heritage
6	Jaiden Lars-Woodbey	DB	6-3	223	SO	Fontana, Calif./St. John Bosco	29	Tre Young	WR	6-0	195	FR	Atlanta, Ga./Riverwood International Charter
55	Dontae Lucas	OL	6-3	315	FR	Overtown, Fla./IMG Academy							

PRONUNCIATION GUIDE

Ricky AGUAYO	Uh-Gwhy-oh	Cyrus FAGAN	Fay-Ginn	KHALAN LABORN	Kay-Lynn LAY-burn	Peter OSIMEN	OH-si-men
Cam AKERS	Acres	KEVON Glenn	KEY-von	Jaiden Lars-WOODBEY	Wood-bee	TAMORRION Terry	Tuh-MAR-ee-ON
Michael BARULICH	Bare-uh-lick	Parker GROTHAUS	GROAD-house	A.J. LYTTON	Lit-in	JAUAN Williams	Juh-juan
DeCALON Brooks	Duh-K-Lynn	BAVEON Johnson	Bay-VEE-On	Cole MINSHEW	Men-shoe	ONTARIA Wilson	on-TAR-ee-uh
Jeremy CZERENDA	zer-IN-duh	Joshua KAINDOH	Cane-Dough	Hamsah NASIRILDEEN	Naz-ril-deen		

PLAYER BIOS: OFFENSE



CAM AKERS 3 • RB
5-11 • 212 • JR • Clinton, Miss.

CAREER: Ranks 5th in program history with 586 rushing attempts...2,874 rushing yards and 11 100-yard games are 6th on FSU's all-time lists...206 points scored is 6th-highest total among non-kickers...34 touchdowns are tied for 6th in program history...27 rushing

touchdowns rank 7th at FSU...ranks 12th all-time at FSU with 3,375 all-purpose yards...third Seminole in program history with multiple 1,000-yard rushing seasons, joining Warrick Dunn and Dalvin Cook...rushing yards total ranks 18th among active players in NCAA...tied for 20th among active players with 34 touchdowns scored.

2019: Started all 11 games in which he appeared...rushed for 1,144 yards and 14 touchdowns on 231 carries...added 225 yards and four touchdowns on 30 receptions and is 4-for-6 passing for 50 yards...second-team All-ACC...tied for 4th on FSU's single-season list with 18 touchdowns scored...ranks 6th on FSU's single-season rushing yards list and 7th for single-season rushing touchdowns...tied for 6th with six 100-yard rushing games...1,369 all-purpose yards are 11th on FSU's single-season list...one of 10 players nationally with at least three touchdowns in three games in 2019...only player in FSU history with at least four touchdowns and a 2-point conversion in the same game, numbers he hit in 35-17 win vs. Syracuse...rushed 20 times for 144 yards and school-record-tying four touchdowns in addition to 2-point conversion while also grabbing two receptions and completing 2-of-3 passes for 26 yards against the Orange...26 points is 2nd-highest single-season total in program history, most since 1968, most in ACC in 2019 and tied for 7th-highest total in FBS this season...earned ACC Running Back of the Week honors...rushed school-record 36 times for 193 yards and two touchdowns in addition to five receptions for career-best 55 yards and one score for career-high 248 all-purpose yards in 45-44 win vs. ULM...all-purpose yards total accounted for nearly half of FSU's 501 total yards vs. Warhawks and helped garner ACC Running Back of the Week accolades...also was named ACC Running Back of the Week after rushing for 112 yards and three touchdowns with three receptions for 21 yards in 35-24 victory vs. Louisville...opened season with 116 yards and one touchdown on the ground and two catches for 12 yards vs. Boise State...rushed for 102 yards with season-long 50-yard touchdown and caught two passes at No. 8 Florida...only running back to eclipse 100 yards against Florida in Gainesville in 2019...gained 78 yards on the ground with three catches for nine yards and one score at No. 25 Virginia...rushed 17 times for 83 yards and one touchdown with two catches for 11 yards in 31-13 victory vs. North Carolina State...had 34 yards on nine carries at No. 2 Clemson...accounted for 199 all-purpose yards at Wake Forest behind 157 yards and one touchdown on 30 carries and 42 yards with one touchdown on four receptions...was 2-for-2 passing for 24 yards, caught three passes for 23 yards and one touchdown and had 66 yards rushing vs. Miami...rushed 18 times for 59 yards and one touchdown and added 49 yards on four receptions in 38-31 win at Boston College.

RUSHING

YR.	G	RUSH	YDS	AVG	TD	LG	AVG/G
2017	13	194	1,024	5.3	7	63	78.8
2018	12	161	706	4.4	6	85	58.8
2019	11	231	1,144	5.0	14	50	104.0
TOT	36	586	2,874	4.9	27	85	79.8

RECEIVING

YR.	G	REC	YDS	AVG	TD	LG	AVG/G
2017	13	16	116	7.2	1	19	8.9
2018	12	23	145	6.3	2	25	12.1
2019	11	30	225	7.5	4	44	20.5
TOT	36	69	486	7.0	7	44	13.5



CHRISTIAN ARMSTRONG 77 • OL
6-4 • 320 • r-FR • Warner Robins, Ga.


2019: Saw action in five games providing protection on the extra point team.



MIKE ARNOLD 72 • OL
6-5 • 340 • r-JR • Winter Haven, Fla.

2019: Played in 11 games starting in two at right guard against Louisville and North Carolina State...blocked for an offense that produced 522 yards of total offense against the Cardinals and 369 versus the Wolfpack...blocked for Cam Akers to tally 115 rushing yards on 29

carries and three touchdowns versus Louisville...protected quarterback Alex Hornibrook to convert 29-of-40 passes to 10 different receivers for 316 yards and a touchdown in the win over North Carolina State...on the extra point team helping the Noles convert 44-of-45 PATs.



MICHAEL BARULICH 86 • WR
5-11 • 195 • r-JR • Orlando, Fla.

2019: Saw action in the win over Alabama State.



JAMES BLACKMAN 1 • QB
6-5 • 195 • R-SO • South Bay, Fla.

CAREER: Ranks 11th in program history with 40 touchdown passes...is 12th on FSU's all-time completions list with 376 and in total offense with 4,825 yards...ranks 13th with 4,835 passing yards...three 300-yard passing games are tied for 15th...second quarterback in FSU history to throw at least three touchdowns in five consecutive starts.

2019: Has appeared in 11 games with nine starts...is 170-of-266 passing for 2,095 yards with 16 touchdowns...has rushed 62 times for 48 yards and one score...tied for 2nd in ACC with two 70+yard completions...ranks 3rd in ACC with four 60+yard completions...tied for 4th in ACC with seven 50+yard completions...seven interceptions are tied for 4th-lowest among ACC quarterbacks with at least 200 attempts...completed career-high 30 passes on 40 attempts for 282 yards and three touchdowns while adding five yards and his first career rushing touchdown in 45-44 win vs. ULM...completions total tied for 16th on FSU's single-game list...opened season with 327 yards, three touchdowns and zero interceptions on 23-of-33 passing vs. Boise State, producing the 27th 300-3-0 game in program history...passed for season-high 346 yards and two touchdowns on 18-of-26 passing and added 29 yards on eight rush attempts in 38-31 victory at Boston College...was 22-of-37 passing for 234 yards and three touchdowns with zero interceptions at No. 25 Virginia...split reps in his return at No. 2 Clemson and completed nine passes for 66 yards...was 27-of-43 passing for 280 yards and two touchdowns and added eight yards on nine carries at Wake Forest...was 2-of-3 passing for 24 yards and rushed three times for 11 yards in 35-17 victory vs. Syracuse...completed 13-yard pass and rushed twice for eight yards vs. Miami...was 13-of-22 passing for 246 yards and three touchdowns while rushing four times for career-high 53 yards in 49-12 win vs. Alabama State...rushing yards vs. Hornets included career-long 35-yard carry, the 2nd-longest rush by an FSU quarterback who also completed a 60-yard pass in the same game...was 14-of-23 passing for 150 yards in regular season finale at No. 8 Florida.

PASSING

YR.	G	COM	ATT	PCT	TD	YDS	INT	LG	AVG/G
2017	13	173	297	58.2	19	2,230	11	60	171.5
2018	4	33	51	64.7	5	510	1	73	127.5
2019	11	170	266	63.9	16	2,095	7	75	144.7
TOT	28	376	614	61.2	40	4,835	19	75	142.7

RUSHING

YR.	G	RUSH	YDS	AVG	TD	LG	AVG/G
2017	13	65	(-32)	(-0.5)	0	21	(-2.5)
2018	4	11	(-26)	(-2.4)	0	9	(-6.5)
2019	11	62	48	0.8	1	35	4.4
TOT	28	138	(-10)	(-0.1)	1	35	(-0.4)



ANDREW BOSELLI 60 • OL
6-5 • 308 • r-JR • Jacksonville, Fla.

2019: Appeared in nine games with two starts at center...made first start of the season in 35-17 win vs. Syracuse...helped block as FSU scored five rushing touchdowns against an ACC opponent for the first time since 2016 and Cam Akers tied program's single-game record with four rushing scores against Orange...also started 38-31 victory at Boston College, where offense averaged 9.2 yards per play and had three offensive touchdowns of at least 60 yards for only the second time in program history...yards-per-play average was highest for FSU since 2013...missed games vs. Miami and Alabama State due to injury.




ADARIUS DENT 84 • WR
6-1 • 174 • SO • Pahoehoe, Fla.

2019: Played in six games...caught one pass for three yards against Alabama State...had two catches on the year...contributed on special teams.

RECEIVING

YR.	G	REC	YDS	AVG	TD	LG	AVG/G
2018	7	0	0	0	0	0	0
2019	6	2	(-2)	(-1.0)	0	3	(-0.3)
TOT	13	2	(-2)	(-1.0)	0	3	(-0.2)



CALEB FARIS 81 • WR
5-8 • 175 • FR • Tampa, Fla.

2019: Played in the 49-12 win over Alabama State.



KEITH GAVIN 89 • WR
6-3 • 212 • SR • Crawfordville, Fla.

2019: Played in 12 games, starting five...caught 16 passes for 157 yards...season-high four catches for 39 yards against Boise State...had one catch for a season-best of 16 yards at No. 8 Florida...caught two passes against ULM, North Carolina State, Syracuse, Miami and Alabama State.

RECEIVING

YR.	G	REC	YDS	AVG	TD	LG	AVG/G
2016	8	0	0	0.0	0	0	0.0
2017	10	27	278	10.3	0	43	27.8
2018	12	26	415	16.0	1	49	34.6
2019	12	16	157	9.8	0	16	13.1
TOT	42	69	850	12.3	1	49	20.2

KICKOFF RETURNS

YR.	G	RET	YDS	AVG	TD	LG	AVG/G
2016	8	1	66	66.0	0	66	8.2
2017	10	7	178	25.4	0	81	17.8
2018	12	0	0	0.0	0	0	0.0
2019	12	0	0	0.0	0	0	0.0
TOT	42	8	244	30.5	0	81	5.8



JALEN GOSS 61 • OL
6-7 • 270 • r-FR • Valdosta, Ga.

2019: Played in 12 games providing protection on the extra point team...FSU converted 44-of-45 PATs on the year.



KEYSHAWN HELTON 20 • WR
5-9 • 170 • SO • Pensacola, Fla.

2019: Appeared in first six games with four starts before season-ending injury...caught 17 passes for 239 yards and three touchdowns, rushed twice for 19 yards and returned eight kickoffs for 228 yards...at time of injury, ranked 2nd in ACC and 9th in NCAA with 28.5 kickoff return average...posted career-high 135 yards on five kickoff returns in 45-44 win vs. ULM...yards total was 12th-highest in program history and most since 2014 BCS National Championship Game when Kermit Whitfield had 172 vs. Auburn...made career-high seven catches for 96 yards and one touchdown in addition to 18-yard kickoff return in 35-24 victory vs. Louisville...caught team-high five passes for 34 yards and one touchdown and had five-yard rush at No. 25 Virginia...had 58-yard touchdown reception, 14-yard rush and 17-yard kickoff return in season opener vs. Boise State...made three catches for 44 yards and had career-long 58-yard kickoff return in 31-13 win vs. North Carolina State...had seven-yard reception prior to injury at No. 2 Clemson.

RECEIVING

YR.	G	REC	YDS	AVG	TD	LG	AVG/G
2018	11	11	176	16.0	1	73	16.0
2019	6	17	239	14.1	3	58	39.8
TOT	17	28	415	14.8	4	73	24.4

RUSHING

YR.	G	RUSH	YDS	AVG	TD	LG	AVG/G
2018	11	1	2	2.0	0	2	0.2
2019	6	2	19	9.5	0	14	3.2
TOT	17	3	21	7.0	0	14	1.2

KICKOFF RETURNS

YR.	G	RET	YDS	AVG	TD	LG	AVG/G
2018	11	9	196	21.8	0	35	17.8
2019	6	8	228	28.5	0	58	45.6
TOT	17	17	424	24.9	0	49	26.5

PLAYER BIOS: OFFENSE



IRA HENRY III 6-4 • 317 • FR • St. Louis, Mo.

2019: Appeared in four games against Syracuse, Miami, Alabama State and No. 8 Florida...one of 18 true freshmen to play this season.

78 • OL



BAVEON JOHNSON 6-3 • 305 • r-JR • Lakeland, Fla.

2019: Started all 10 games he appeared at center, missing contests against Syracuse and at Boston College...snapped to all three of FSU's quarterbacks in 2019 - James Blackman, Alex Hornibrook and Jordan Travis...helped make running lanes for Cam Akers, one of the most prolific running backs in Florida State history.

51 • OL



KHALAN LABORN 5-11 • 205 • r-SO • Virginia Beach, Va.

2019: Has appeared in 10 games with one start...rushed 63 times for 297 yards and four touchdowns and caught 10 passes for 66 yards...had career-high 69 yards and first collegiate touchdown on eight carries at No. 2 Clemson...totaled career-best 94 all-purpose yards with 68 yards and one touchdown on career-high 17 carries plus two receptions for 26 yards in 35-17 victory vs. Syracuse...made first collegiate start in 49-12 win vs. Alabama State...rushed 12 times for 55 yards and career-best two touchdowns and caught three-yard pass vs. Hornets...opened season with eight yards on three rushes vs. Boise State...rushed six times for 19 yards in 45-44 win vs. ULM...had three rushes for 27 yards and two catches for 11 yards at No. 25 Virginia...rushed twice for 18 yards in 35-24 victory vs. Louisville...had 12 yards on three carries and six yards on two catches in 31-13 win vs. North Carolina State...rushed five times for 12 yards and had 11-yard reception at Wake Forest...gained nine yards on four carries and had nine-yard catch vs. Miami.

4 • RB

RUSHING							
YR.	G	RUSH	YDS	AVG	TD	LG	AVG/G
2018	2	0	0	0.0	0	0	0.0
2019	10	63	297	4.7	4	40	29.7
TOT	12	63	297	4.7	4	40	24.8

RECEIVING							
YR.	G	REC	YDS	AVG	TD	LG	AVG/G
2018	2	1	37	37.0	0	37	18.5
2019	10	10	66	6.6	0	16	6.6
TOT	12	11	103	9.4	0	37	8.6

KICKOFF RETURNS							
YR.	G	RET	YDS	AVG	TD	LG	AVG/G
2018	2	3	64	21.3	0	25	32.0
2019	10	0	0	0.0	0	0	0.0
TOT	12	3	64	21.3	0	25	5.3



DONTAE LUCAS 6-3 • 315 • FR • Overtown, Fla.

2019: Has appeared in 10 games with seven starts, five at right guard and two at left guard...first FSU true freshman to start season opener on offensive line since 2008 and one of 10 FBS true freshmen offensive linemen to start season opener in 2019...second-team Freshman All-American from The Athletic.

55 • OL



D.J. MATTHEWS 5-10 • 156 • JR • Jacksonville, Fla.

2019: Has appeared in 11 games with eight starts and recorded 36 receptions for 355 yards and three touchdowns, 16 punt returns for 107 yards, four rushes for 18 yards and 25 yards on 1-for-1 passing...average of 6.7 yards per punt return ranks 6th in ACC...made

season-high seven catches for 47 yards and one touchdown while adding two rushes for two yards and two punt returns for 32 yards in 45-44 win vs. ULM...opened season with four catches for 19 yards, 10-yard rush and 22-yard punt return vs. Boise State...caught three passes for season-high 80 yards and one touchdown in 38-31 victory at Boston College...60-yard touchdown catch was one of three 60-yard touchdowns vs. Eagles, marking only fourth time in program history the Seminoles registered three 60-yard touchdowns in one game...made three receptions for 44 yards and totaled 14 yards on three punt returns in 35-24 victory vs. Louisville...returned four punts for 24 yards and caught two passes for 27 yards in 31-13 win vs. North Carolina State...had three catches for 26 yards and nine-yard punt return at No. 2 Clemson...made three


receptions for 27 yards and eight-yard punt return at Wake Forest...had three catches for 39 yards in 35-17 victory vs. Syracuse...made four receptions for 24 yards and rushed once for six yards vs. Miami...caught 12-yard touchdown and returned three punts for eight yards in 49-12 win vs. Alabama State...made three receptions for 10 yards and was 1-for-1 passing at No. 8 Florida...first career completion was 25-yarder to Tamorrior Terry.

RECEIVING							
YR.	G	REC	YDS	AVG	TD	LG	AVG/G
2017	11	6	72	12.0	1	27	6.5
2018	12	42	382	9.1	1	31	31.8
2019	11	36	355	9.9	3	60	32.3
TOT	34	84	809	9.6	5	60	23.8

RUSHING							
YR.	G	RUSH	YDS	AVG	TD	LG	AVG/G
2017	11	0	0	0.0	0	0	0.0
2018	12	2	0	0.0	0	9	0.0
2019	11	4	18	4.5	0	10	1.6
TOT	34	6	18	3.0	0	10	0.5

PUNT RETURNS							
YR.	G	RET	YDS	AVG	TD	LG	AVG/G
2017	11	18	200	11.1	0	47	18.2
2018	12	19	257	13.5	1	74	21.4
2019	11	16	107	6.7	0	26	9.7
TOT	34	53	564	10.6	1	74	16.6

KICKOFF RETURNS							
YR.	G	RET	YDS	AVG	TD	LG	AVG/G
2017	11	1	37	37.0	0	37	3.4
2018	12	0	0	0.0	0	0	0.0
2019	11	0	0	0.0	0	0	0.0
TOT	34	1	37	37.0	0	37	1.1



CAMREN McDONALD 6-4 • 231 • SO • Long Beach, Calif.

2019: Appeared in 12 games...nabbed a career-high 24-yard catch in the third quarter that led to a touchdown in the 38-31 win at Boston College...made his first career catch for 11 yards against Boise State...had a five-yard grab in the win over Syracuse...caught six passes for 43 yards with a 7.2 yard average per catch in 2019...part of a tight end core that accounted for 44 catches and 505 yards...contributed on all phases of special teams...made a tackle against the Eagles.

87 • TE

RECEIVING							
YR.	G	REC	YDS	AVG	TD	LG	AVG/G
2018	11	0	0	0.0	0	0	0.0
2019	12	6	43	7.2	0	24	3.6
TOT	23	6	43	7.2	0	24	1.9




TRE' MCKITTY 6-5 • 245 • JR • Wesley Chapel, Fla.

2019: Has appeared in 11 games with nine starts and caught 23 passes for 241 yards...matched career high with five receptions for 44 yards at Wake Forest...recorded career-best 70 yards on four receptions at No. 25 Virginia...caught eight-yard pass in season opener vs. Boise State...made two catches for 21 yards in 45-44 win vs. ULM...made 17-yard reception in 35-24 victory vs. Louisville...caught two passes for 11 yards in 31-13 win vs. North Carolina State...grabbed two passes for 19 yards at No. 2 Clemson...gained 40 yards on four receptions in 35-17 victory vs. Syracuse...caught two passes for 11 yards vs. Miami.

6 • TE

RECEIVING							
YR.	G	REC	YDS	AVG	TD	LG	AVG/G
2017	11	1	23	23.0	0	23	2.1
2018	12	26	256	9.8	2	32	21.3
2019	11	23	241	10.5	0	30	21.9
TOT	34	50	520	10.4	2	32	15.3



COLE MINSHEW 6-5 • 330 • r-SR • Pridgen, Ga.

2019: Returned from injury that cut 2018 season short to appear in final seven games with five starts...made season debut at No. 2 Clemson...made first start of the season in 35-17 win vs. Syracuse...helped block as FSU scored five rushing touchdowns against an ACC opponent for the first time since 2016 and Cam Akers tied program's single-game record with four rushing scores against Orange...also started 38-31 victory at Boston College, where offense averaged 9.2 yards per play and had three offensive touchdowns of at least 60 yards for only the second time in program history...yards-per-play average was highest for FSU since 2013...started 49-12 win vs. Alabama State as FSU posted 9.4 yards-per-play average by totaling season-high 524 yards on 56 plays.

70 • OL



TYRELL MOORER 5-11 • 199 • r-SR • Jacksonville, Fla.

2019: Played in the home season finale against Alabama State on senior day.

85 • WR



GABE NABERS 6-3 • 243 • SR • Hahira, Ga.

2019: Has appeared in all 12 games with three starts and made 15 catches for 221 yards and two touchdowns...had career-high three receptions for 45 yards in 35-24 victory vs. Louisville...totaled career-best 68 yards on two receptions in 49-12 win vs. Alabama State...receptions total included career-long 63-yarder...caught five-yard touchdown in season opener vs. Boise State...next reception was 10-yard touchdown at No. 25 Virginia...caught two passes for 31 yards at Wake Forest...made three receptions for 40 yards vs. Miami...totaled 22 yards on three receptions at No. 8 Florida.

32 • TE

RECEIVING							
YR.	G	REC	YDS	AVG	TD	LG	AVG/G
2016	3	0	0	0.0	0	0	0.0
2017	13	1	2	2.0	1	2	0.2
2018	12	3	46	15.3	0	25	3.8
2019	12	15	221	14.7	2	63	18.4
TOT	40	19	269	14.2	3	63	6.7



CHAZ NEAL 6-7 • 305 • r-FR • Zephyrhills, Fla.

2019: Made his first appearance in the Garnet and Gold in the opener against Boise State...played in all 12 games, primarily on the extra point team helping the Noles convert 44-of-45 PATs.

71 • OL



RYAN ROBERTS 6-6 • 300 • r-SR • Northville, Mich.

2019: Has started all 12 games at right tackle...joined Tamorrior Terry as only offensive players to start all 12 games...helped block in 35-17 victory vs. Syracuse as FSU scored five rushing touchdowns against an ACC opponent for the first time since 2016 and Cam Akers tied program's single-game record with four rushing scores against Orange...also started 38-31 victory at Boston College, where offense averaged 9.2 yards per play and had three offensive touchdowns of at least 60 yards for only the second time in program history...yards-per-play average was highest for FSU since 2013...started 49-12 win vs. Alabama State as FSU posted 9.4 yards-per-play average by totaling season-high 524 yards on 56 plays.

56 • OL



BRADY SCOTT 6-6 • 312 • r-SO • Powder Springs, Ga.

2019: Has appeared in all 12 games with nine starts at left guard...helped block in 35-17 victory vs. Syracuse as FSU scored five rushing touchdowns against an ACC opponent for the first time since 2016 and Cam Akers tied program's single-game record with four rushing scores against Orange...saw action 38-31 victory at Boston College, where offense averaged 9.2 yards per play and had three offensive touchdowns of at least 60 yards for only the second time in program history...yards-per-play average was highest for FSU since 2013...started 49-12 win vs. Alabama State as FSU posted 9.4 yards-per-play average by totaling season-high 524 yards on 56 plays.

59 • OL

PLAYER BIOS: OFFENSE



DEONTÉ SHEFFIELD 14 • RB
5-11 • 205 • r-SO • Destin, Fla.

2019: Appeared in three games...earned 31 yards on seven carries, including a two-yard touchdown run, in the 49-12 win over Alabama State...added a career-long run of 17 yards...two carries for 17 yards against Syracuse...averages 5.3 yards per rush and 16.0 per game.

RUSHING

YR.	G	RUSH	YDS	AVG	TD	LG	AVG/G
2019	3	9	48	5.3	1	17	16.0
TOT	3	9	48	5.3	1	17	16.0



MAURICE SMITH 53 • OL
6-3 • 301 • FR • Miami, Fla.

2019: Played in three games...started at left guard in the 38-31 win at Boston College...one of four true freshmen to start at least one game for FSU this season...blocked for an offense that registered 524 total yards and averaged 9.2 yards per play against the Eagles...

provided protection for three touchdowns of at least 60 yards for just the second time in FSU history...made an appearance against Syracuse and played the second half at No. 8 Florida.



ALEXANDER STROZIER 62 • OL
6-2 • 302 • r-SR • Bartow, Fla.

2019: Appeared in two games...played against Syracuse and Alabama State.



TAMORRION TERRY 15 • WR
6-4 • 203 • r-SO • Ashburn, Ga.

CAREER: Has 86 receptions for 1,767 yards and 16 touchdowns...touchdowns total tied for 19th on FSU's all-time list...averaging touchdown every 5.38 receptions...holds FSU record with four 70+ yard receiving touchdowns...average of 46.44 yards per touchdown

reception is 3rd-highest among NCAA receivers with at least 15 touchdowns over past decade...eight 50+ yard touchdowns are 3rd-highest total in ACC over last 15 years.

2019: Has started all 12 games and leads Seminoles with 51 catches for 1,023 yards and eight touchdowns...second-team All-ACC...posted 13th 1,000-yard receiving season in program history...receiving yards total ranks 9th on FSU's single-season list...averaging NCAA-high 53.75 yards per touchdown reception, which is 5th-highest average in last 15 years...five touchdown receptions of at least 60 yards is 2nd-highest total in NCAA since at least 2010, trailing only Biletnikoff Award winner and unanimous All-American DeDe Westbrook's six for Oklahoma in 2016...five 60+ yard receptions are tied for most in NCAA in 2019...average of 20.1 yards per reception ranks 3rd in ACC and ranks 15th in NCAA...receiving yards total is tied for 2nd in ACC and 22nd in NCAA...touchdowns tied for 6th in ACC and 33rd nationally...eight touchdown receptions are tied for 20th on FSU's single-season list...made career-high seven receptions for career-best 156 yards and one touchdown in 38-31 victory at Boston College...74-yard touchdown catch was one of three 60-yard touchdowns vs. Eagles, marking only fourth time in program history the Seminoles registered three 60+ yard touchdowns in one game...named ACC Wide Receiver of the Week for his performance vs. Eagles...tied career-high receptions total for 131 yards at No. 8 Florida...yards total was most allowed by Florida to an individual receiver at home since 2015...tied career high with two touchdowns as part of five-catch, 77-yard game in 31-13 win vs. North Carolina State...caught four passes for 99 yards and 75-yard touchdown in season opener vs. Boise State...had six catches for 57 yards in 45-44 win vs. ULM...made four receptions for 78 yards at No. 25 Virginia...had two catches for 73 yards and one touchdown in 35-24 victory vs. Louisville...touchdown was 60-yarder that gave Seminoles lead in fourth quarter and started streak of four straight games with at least one touchdown...touchdown streak was longest for a Nole since 2017...following two-touchdown performance vs. North Carolina State caught two passes for 83 yards and 64-yard touchdown at No. 2 Clemson...made four receptions for 55 yards and one touchdown at Wake Forest...caught two passes for 84 yards in 35-17 victory vs. Syracuse...made four catches for 40 yards vs. Miami...had four receptions for 90 yards and one touchdown in 49-12 win vs. Alabama State...69-yard touchdown grab came on first offensive play of the game.

RECEIVING

YR.	G	REC	YDS	AVG	TD	LG	AVG/G
2018	12	35	744	21.3	8	78	62.0
2019	12	51	1,023	20.1	8	75	85.2
TOT	24	86	1,767	20.5	16	78	73.6



JORDAN TRAVIS 13 • QB
6-1 • 208 • r-FR • West Palm Beach, Fla.

2019: Has appeared in each of final three games...is 4-of-8 passing for 77 yards...has rushed 12 times for 170 yards and three touchdowns...first player in FSU history with 60-yard completion and 60-yard rush in same game...had 63-yard completion and 61-yard rush in 49-12

win vs. Alabama State...finished game vs. Hornets with three completions for 71 yards and four carries for team-best 69 yards...made FSU debut with three carries for team-high 94 yards and two touchdowns in 38-31 victory at Boston College...scored on 66-yard run in fourth quarter to clinch win...rush was longest touchdown run by a quarterback in program history...first play was 26-yard touchdown run on 3rd-and-3...became first FSU quarterback with two rushing touchdowns in a game since EJ Manuel vs. Florida in 2012 and first to lead Seminoles in rushing since Jameis Winston at Boston College in 2013...66-yard touchdown run also was one of three 60-yard touchdowns vs. Eagles, marking only fourth time in program history the Seminoles registered three 60+ yard touchdowns in one game...was 1-for-1 passing for six yards and rushed five times for seven yards and one touchdown at No. 8 Florida.

PASSING

YR.	G	COM	ATT	PCT	TD	YDS	INT	LG	AVG/G
2018*	3	4	14	28.6	1	71	1	31	23.67
2019	3	4	8	50.0	0	77	0	63	25.7
TOT	6	8	22	36.3	1	148	1	63	24.6

RUSHING

YR.	G	RUSH	YDS	AVG	TD	LG	AVG/G
2018*	3	8	40	5.0	0	25	13.3
2019	3	12	170	14.2	3	66	56.7
TOT	6	20	210	10.5	3	66	35.0

*at Louisville



CALEB WARD 13 • WR
6-1 • 173 • r-FR • Pensacola, Fla.

2019: Appeared in the 49-12 victory at Alabama State.



TRESHAUN WARD 38 • RB
5-10 • 194 • FR • Plant City, Fla.

2019: Appeared in the 49-12 victory at Alabama State.



DARIUS WASHINGTON 76 • OL
6-4 • 308 • FR • Pensacola, Fla.

2019: Appeared in four games with three starts at left tackle...made first career start in 35-17 win vs. Syracuse...helped block as FSU scored five rushing touchdowns against an ACC opponent for the first time since 2016 and Cam Akers tied program's single-game

record with four rushing scores against Orange...also started 38-31 victory at Boston College, where offense averaged 9.2 yards per play and had three offensive touchdowns of at least 60 yards for only the second time in program history...yards-per-play average was highest for FSU since 2013...also started vs. Miami...made collegiate debut at Wake Forest...will redshirt 2019 season.



JUAN WILLIAMS 73 • OL
6-7 • 310 • r-JR • Washington, D.C.

2019: Has appeared in five games with two starts...started at left tackle for season opener vs. Boise State and 45-44 win vs. ULM...also appeared at No. 2 Clemson, at Wake Forest and in 49-12 win vs. Alabama State.



JAY WILLIAMS 74 • OL
6-6 • 300 • r-JR • Moreno Valley, Calif.

2019: Appeared in three games against Syracuse and Alabama State...provided protection on the extra point team at No. 8 Florida.



ONTARIA WILSON 80 • WR
6-0 • 170 • r-SO • Ashburn, Ga.

2019: Started first seven games and caught 20 passes for 227 yards and one touchdown...made career-high four receptions for career-best 91 yards and one touchdown in 31-13 victory vs. North Carolina State...tied career-high receptions total for 38 yards at Wake

Forest...opened season with three catches for 26 yards vs. Boise State...made three receptions for 36 yards in 45-44 win vs. ULM...caught two passes for four yards at No. 25 Virginia...totaled 24 yards on two receptions in 35-24 victory vs. Louisville...had two catches for eight yards at No. 2 Clemson...missed final five games of regular season due to injury.

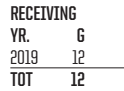
RECEIVING

YR.	G	REC	YDS	AVG	TD	LG	AVG/G
2018	11	4	35	8.8	0	12	3.2
2019	7	20	227	11.4	1	40	32.4
TOT	18	24	262	10.9	1	40	14.6



JORDAN YOUNG 83 • WR
6-2 • 192 • r-FR • Conyers, Ga.

2019: Played in 12 games...caught a season-best 29-yard pass in the win over Syracuse...had two catches for 23 yards in the win over Alabama State...made three catches for 52 yards...averages 17.3 yards per catch...also contributes on special teams.



TRE YOUNG 29 • WR
6-0 • 195 • FR • Atlanta, Ga.

2019: Appeared in the 49-12 victory at Alabama State.

PLAYER BIOS: DEFENSE



CARLOS BECKER III 15 • DB
6-2 • 200 • r-JR • Kissimmee, Fla.

2019: Made his first career start at safety at No. 8 Florida...played in nine games...had 2.0 sacks and forced a fumble against Boise State...had a season best three tackles against the Gators...tallied 11 tackles for the season.

DEFENSE

YR.	G	UA	A	TOT	TFL-YDS	PBU	FF	FR	INT	SACKS
2016	12	2	3	5	0.0-0	0	0	0	1	0.0-0
2017	9	5	2	7	0.0-0	0	0	0	0	0.0-0
2018	0	0	0	0	0.0-0	0	0	0	0	0.0-0
2019	9	8	3	11	2.0-15	0	1	0	0	2.0-15
TOT	30	15	8	23	2.0-15	0	1	0	1	2.0-15



ISAIAH BOLDEN 29 • DB
6-2 • 194 • r-FR • Tampa, Fla.

2019: Played in all 12 games...returned three kicks for 80 yards including a season-high 41-yarder in the 38-31 win at Boston College...all three returns led to scoring drives...returned one kick for 34 yards against Alabama State and added one at No. 8 Florida for 25 yards...had one interception against Boise State...PBU against North Carolina State...had a season-high three tackles at No. 25 Virginia.

DEFENSE

YR.	G	UA	A	TOT	TFL-YDS	PBU	FF	FR	INT	SACKS
2018	1	0	0	0	0.0-0	0	0	0	0	0.0-0
2019	12	5	3	8	0.0-0	2	0	0	1	0.0-0
TOT	13	5	3	8	0.0-0	2	0	0	1	0.0-0

KICKOFF RETURNS

YR.	G	RET	YDS	AVG	TD	LG	AVG/G
2018	1	0	0	0.0	0	0	0.0
2019	12	6	156	26.0	0	41	13.0
TOT	13	6	156	26.0	0	41	12.0



DENNIS BRIGGS, JR. 58 • DE
6-4 • 268 • r-FR • Kissimmee, Fla.

2019: Played in 12 games, starting two against Boston College and Alabama State...registered his first career sack against the Hornets...set career high of six tackles in the 38-31 win at Boston College and matched it the following week against ASU...tallied 28 tackles including 3.5 for loss in 2019...registered a quarterback hurry in each of the wins over Louisville and North Carolina State...had a pass breakup at Wake Forest.

DEFENSE

YR.	G	UA	A	TOT	TFL-YDS	PBU	FF	FR	BLK	SACKS
2018	4	0	2	2	0.0-0	1	0	0	0	0.0-0
2019	12	15	13	28	3.5-9	1	1	1	0	1.0-7
TOT	16	15	15	30	3.5-9	2	1	1	0	1.0-7



DeCALON BROOKS 28 • LB
5-10 • 209 • r-SO • Tampa, Fla.

2019: Played in 11 games...had a season high of four tackles against Boise State and added a quarterback hurry...made three stops against Miami...had two tackles at Wake Forest and in the wins over Syracuse and Boston College...totaled 15 tackles in 2019...FSU's Wuerffel Trophy nominee.

DEFENSE

YR.	G	UA	A	TOT	TFL-YDS	PBU	FF	FR	INT	SACKS
2018	11	17	29	46	3.0-11	2	1	1	0	1.0-8
2019	11	7	8	15	0.0-0	0	0	0	0	0.0-0
TOT	22	24	37	61	3.0-11	2	1	1	0	1.0-8



JOSH BROWN 51 • LB
6-3 • 229 • SR • Charlotte, N.C.

2019: Played in 12 games as a reserve linebacker and on special teams...finished the regular season with 8 tackles...had two tackles in back-to-back games against North Carolina State and at No. 2 Clemson.

DEFENSE

YR.	G	UA	A	TOT	TFL-YDS	PBU	FF	FR	INT	SACKS
2016	10	1	1	2	0.0-0	0	0	0	0	0.0-0
2017	12	0	3	3	0.0-0	0	0	0	0	0.0-0
2018	9	0	0	0	0.0-0	0	0	0	0	0.0-0
2019	12	5	3	8	0.0-0	0	0	0	0	0.0-0
TOT	43	6	7	13	0.0-0	0	0	0	0	0.0-0



JARVIS BROWNLEE 19 • DB
5-11 • 165 • FR • Miami Gardens, Fla.

2019: Played in four games...one of 18 true freshmen to play this season...had one tackle at No. 2 Clemson.

DEFENSE

YR.	G	UA	A	TOT	TFL-YDS	PBU	FF	FR	INT	SACKS
2019	4	1	0	1	0.0-0	0	0	0	0	0.0-0
TOT	4	1	0	1	0.0-0	0	0	0	0	0.0-0



JAMARCUS CHATMAN 95 • DE
6-2 • 271 • r-FR • Rome, Ga.

2019: Played in three games...saw action against Boise State, North Carolina State and Alabama State.



ROBERT COOPER 91 • DT
6-2 • 346 • SO • Lilburn, Ga.

2019: Started all 12 games at nose guard...registered career-high eight tackles, including 2.0 tackles for loss and 1.0 sack, against Syracuse...had five tackles at No. 2 Clemson, Louisville and at Boston College...recovered a fumble against Boise State...registered a quarterback hurry at Wake Forest...amassed 37 tackles this season including 4.0 for loss.

DEFENSE

YR.	G	UA	A	TOT	TFL-YDS	PBU	FF	FR	BLK	SACKS
2018	11	3	7	10	0.5-1	0	0	0	0	0.0-0
2019	12	16	21	37	4.0-11	1	0	1	0	1.0-1
TOT	29	19	28	47	4.5-12	1	0	1	0	1.0-1



KALEN DeLOACH 20 • LB
6-1 • 211 • FR • Savannah, Ga.

2019: Played in seven games...one of 18 true freshmen to play for the Noles this season...had first career tackle against Alabama State...registered a quarterback hurry at No. 8 Florida...contributed on special teams.

DEFENSE

YR.	G	UA	A	TOT	TFL-YDS	PBU	FF	FR	BLK	SACKS
2019	7	1	1	2	0.0-0	0	0	0	0	0.0-0
TOT	7	1	1	2	0.0-0	0	0	0	0	0.0-0



AKEEM DENT 27 • DB
6-1 • 182 • FR • Pahokee, Fla.

2019: Played in 12 games, starting five at safety...one of four true freshmen to start for FSU this season and the only one on defense...one of seven true freshmen that played in the season opener...tallied seven pass breakups, having two in the wins over North Carolina State and Alabama State...tallied two PBUs versus Miami...had season-high nine tackles at Wake Forest...tallied 33 tackles including 1.5 for loss on the year.

DEFENSE

YR.	G	UA	A	TOT	TFL-YDS	PBU	FF	FR	BLK	SACKS
2019	12	20	13	33	1.5-3	7	0	0	0	0.0-0
TOT	12	20	13	33	1.5-3	7	0	0	0	0.0-0



CORY DURDEN 16 • DT
6-5 • 305 • r-SO • Newberry, Fla.

2019: Has started all 12 games and recorded 36 tackles, including 5.0 for loss with 4.5 sacks, two quarterback hurries, two pass breakups and one forced fumble...sacks total ranks 2nd among Seminoles...posted career-high-tying six tackles in 38-31 victory at Boston College...recorded career-high 1.5 sacks in three-tackle performance at No. 25 Virginia...opened season with two stops vs. Boise State...recorded four tackles, including 1.0 sack, and one forced fumble in 45-44 win vs. ULM...registered four tackles, including 1.0 sack, one quarterback hurry and one pass breakup in 35-24 victory vs. Louisville to mark third straight week with at least 1.0 sack...had one tackle in 31-13 win vs. North Carolina State...made three tackles at No. 2 Clemson...recorded four tackles and one quarterback hurry at Wake Forest...registered one pass breakup in 35-17 win vs. Syracuse...had four tackles, including 1.0 sack, vs. Miami...made one solo stop in 49-12 win vs. Alabama State...recorded four tackles, including 0.5 for loss, at No. 8 Florida.

DEFENSE

YR.	G	UA	A	TOT	TFL-YDS	PBU	FF	FR	BLK	SACKS
2018	12	10	12	22	6.0-25	1	0	0	1	2.0-14
2019	12	16	20	36	5.0-23	2	1	0	0	4.5-23
TOT	24	26	32	58	11.0-48	3	1	0	1	6.5-37



CYRUS FAGAN 24 • DB
6-1 • 191 • JR • Daytona Beach, Fla.

2019: Has appeared in seven games with five starts and recorded 33 tackles, one interception, one fumble recovery and one pass breakup...registered career-high 10 tackles, one fumble recovery and one pass breakup in 31-13 win vs. North Carolina State...was named ACC Defensive Back of the Week for his performance vs. Wolfpack...made first career interception and five tackles in 35-24 victory vs. Louisville...interception came in fourth quarter with FSU trailing 24-21 and led to go-ahead score...earned first career start in 45-44 win vs. ULM and recorded eight tackles, including six solo stops...made one solo tackle in season opener vs. Boise State...had four tackles, three solo, at No. 25 Virginia...had five tackles at No. 2 Clemson...missed five games due to injury...returned for regular season finale at No. 8 Florida and recorded seven tackles and one pass breakup.

DEFENSE

YR.	G	UA	A	TOT	TFL-YDS	PBU	FF	FR	INT	SACKS
2017	7	3	3	6	1.0-1	0	0	0	0	0.0-0
2018	12	16	8	24	0.0-0	2	0	1	0	0.0-0
2019	7	27	13	40	0.0-0	2	0	1	1	0.0-0
TOT	26	46	24	70	1.0-1	4	0	2	1	0.0-0



QUASHON FULLER 30 • DE
6-3 • 267 • FR • Fort Myers, Fla.

2019: Appeared in the 49-12 win against Alabama State...one of 18 true freshmen to play this season.



AMARI GAINER 33 • LB
6-3 • 215 • r-FR • Tallahassee, Fla.

2019: Has appeared in all 12 games with eight starts and recorded 63 tackles, including 6.5 for loss with 3.0 sacks, two forced fumbles and four quarterback hurries...leads FSU in quarterback hurries and ranks 3rd among Seminoles in tackles, tackles for loss and sacks...tied for 11th in the ACC and one of only two freshmen in the conference with two forced fumbles...registered career-high 12 tackles, with 0.5 for loss, in 38-31 victory at Boston College...made first collegiate start in 31-13 win vs. North Carolina State and recorded nine tackles, including career-high 2.5 for loss with career-best 2.0 sacks, and one forced fumble...was named ACC Rookie of the Week for his performance vs. Wolfpack...opened season with two tackles and one quarterback hurry vs. Boise State...made two tackles at No. 25 Virginia...recorded five tackles in 35-24 victory vs. Louisville...had eight tackles, including four solo stops, at No. 2 Clemson...made two tackles at Wake Forest...recorded five tackles, including 1.0 for loss, in 35-17 win vs. Syracuse...registered five tackles, including 1.0 sack, one forced fumble and two quarterback hurries vs. Miami...had six tackles, 1.0 for loss, and one quarterback hurry in 49-12 win vs. Alabama State...made seven tackles, 0.5 for loss, in regular season finale at No. 8 Florida.

DEFENSE

YR.	G	UA	A	TOT	TFL-YDS	PBU	FF	FR	INT	SACKS
2018	4	0	0	0	0.0-0	0	0	0	0	0.0-0
2019	12	29	34	63	6.5-31	0	2	0	0	3.0-23
TOT	16	29	34	63	6.5-31	0	2	0	0	3.0-23

PLAYER BIOS: DEFENSE



BRENDAN GANT
6-2 • 198 • FR • Lakeland, Fla.

2019: Played in 12 games...one of seven true freshmen to play in the season opener...tallied season-high six tackles at No. 2 Clemson and at Wake Forest...credited with two quarterback hurries against Miami...had four tackles including 1.0 for loss against Alabama State...

made three stops in his FSU debut against Boise State...made 28 tackles including 1.5 for loss and three quarterback hurries this season...contributed on special teams.

DEFENSE

YR.	G	UA	A	TOT	TFL-YDS	PBU	FF	FR	INT	SACKS
2019	12	17	11	28	1.5-5	0	0	0	0	0.0-0
TOT	12	17	11	28	1.5-5	0	0	0	0	0.0-0



JOE GARCIA
6-2 • 218 • r-JR • Miami, Fla.

2019: Played in nine games on special teams.



KEVON GLENN
6-2 • 236 • FR • Riverdale, Ga.

2019: Saw action in the 49-12 win over Alabama State...one of 18 true freshmen to play this season.



RENARDO GREEN
6-0 • 174 • FR • Orlando, Fla.

2019: Appeared in all 12 games...one of seven true freshmen to appear in the season opener...had two tackles including 1.0 for loss in his debut against Boise State...matched season high of two tackles in the win over North Carolina State...registered a pass breakup at No. 2 Clemson and at Wake Forest...contribute on special teams.

DEFENSE

YR.	G	UA	A	TOT	TFL-YDS	PBU	FF	FR	INT	SACKS
2019	12	5	1	6	1.0-2	2	0	0	0	0.0-0
TOT	12	5	1	6	1.0-2	2	0	0	0	0.0-0



JOSHUA KAINDOH
6-7 • 261 • JR • Baltimore, Md.

2019: Appeared in three games with one start before season-ending injury...recorded nine tackles, including 2.5 for loss with 1.0 sack, and one quarterback hurry...made season-high five tackles, 1.0 for loss, and one quarterback hurry in 45-44 win vs. ULM...opened season with two tackles, 1.5 for loss with 1.0 sack, vs. Boise State...had two tackles at No. 25 Virginia before being injured.

DEFENSE

YR.	G	UA	A	TOT	TFL-YDS	PBU	FF	FR	INT	SACKS
2017	13	11	6	17	6.5-34	0	1	0	0	4.0-25
2018	12	14	5	19	4.5-21	1	0	0	0	3.0-18
2019	3	5	4	9	2.5-13	0	0	0	0	1.0-9
TOT	28	30	15	45	13.5-68	1	1	0	0	8.0-52



ARMANI KERR
5-11 • 220 • r-JR • Miami, Fla.

2019: Appeared in the 49-12 win over Alabama State.

DEFENSE

YR.	G	UA	A	TOT	TFL-YDS	PBU	FF	FR	INT	SACKS
2019	1	1	0	1	0.0-0	0	0	0	0	0.0-0
TOT	1	1	0	1	0.0-0	0	0	0	0	0.0



JAIDEN LARS-WOODBEY
6-3 • 223 • SO • Fontana, Calif.

2019: Started first four games before season-ending injury...recorded 19 tackles, including 1.0 for loss with 0.5 sack, one fumble recovery and one pass breakup...opened season with six tackles vs. Boise State...registered five tackles and one fumble recovery in

45-44 win vs. ULM...had six tackles, including 0.5 sack, at No. 25 Virginia...recorded two tackles, 0.5 for loss, and one pass breakup in 35-24 victory vs. Louisville before injury.

DEFENSE

YR.	G	UA	A	TOT	TFL-YDS	PBU	FF	FR	INT	SACKS
2018	12	24	34	58	4.5-15	8	1	0	0	1.0-4
2019	4	6	13	19	1.0-4	1	0	1	0	0.5-3
TOT	16	30	47	77	5.5-19	9	1	0	0	1.5-7




A.J. LYTTON
5-11 • 179 • SO • Upper Marlboro, Md.

2019: Appeared in 11 games, making his first career start against Alabama State and produced season-high six tackles...registered 0.5 TFL against No. 8 Florida and in the win over Louisville...forced a fumble in the 38-31 victory at Boston College...tallied 14 tackles this

season.

DEFENSE

YR.	G	UA	A	TOT	TFL-YDS	PBU	FF	FR	INT	SACKS
2018	10	9	5	14	1.0-4	2	0	0	1	0.0-0
2019	11	12	2	14	1.0-2	0	1	0	0	0.0-0
TOT	21	21	7	28	2.0-6	2	1	0	1	0.0-0



DERRICK McLENDON II
6-4 • 252 • FR • Decatur, Ga.

2019: Appeared in four games against North Carolina State, No. 2 Clemson, Wake Forest and Syracuse...registered a 0.5 TFL against the Orange...one of 18 true freshmen to play this season.

DEFENSE

YR.	G	UA	A	TOT	TFL-YDS	PBU	FF	FR	INT	SACKS
2019	4	0	1	1	0.5-0	0	0	0	0	0.0-0
TOT	4	0	1	1	0.5-0	0	0	0	0	0.0-0



JALEEL McRAE
6-2 • 233 • FR • New Smyrna Beach, Fla.

2019: Played in 12 games...one of seven true freshmen to play in the season opener...recorded a sack for four yards in the opener against Boise State...had a career high of three tackles in the win over Louisville...recorded two tackles at No. 2 Clemson, Syracuse and Boston

College...amassed 13 tackles including 1.5 for loss this season...contributed on special teams.

DEFENSE

YR.	G	UA	A	TOT	TFL-YDS	PBU	FF	FR	INT	SACKS
2019	12	7	6	13	1.5-5	0	0	0	0	1.0-4
TOT	12	7	6	13	1.5-5	0	0	0	0	1.0-4




KYLE MEYERS
6-0 • 174 • SR • New Orleans, La.

2019: Appeared in first four games and recorded four tackles...made season-high three tackles, all solo, in 45-44 win vs. ULM...had one solo stop in season opener vs. Boise State...also saw action at No. 25 Virginia and in 35-24 victory vs. Louisville.

DEFENSE

YR.	G	UA	A	TOT	TFL-YDS	PBU	FF	FR	INT	SACKS
2016	13	12	5	17	0.0-0	3	0	0	0	0.0-0
2017	13	24	2	26	1.0-7	3	1	0	1	0.0-0
2018	12	25	4	29	4.0-22	4	1	0	2	2.0-18
2019	4	4	0	4	0.0-0	0	0	0	0	0.0-0
TOT	42	65	11	76	5.0-29	10	2	0	3	2.0-18



HAMSAH NASTRILDEEN
6-4 • 215 • JR • Concord, N.C.

2019: Has appeared in all 12 games with 10 starts and recorded 101 tackles, including 2.0 for loss and 1.0 sack, three forced fumbles, two interceptions, three pass breakups, one fumble recovery and one

quarterback hurry...second-team All-ACC...first Seminole since 2014 to record 100 tackles in a season and first since 1990 with multiple 17-tackle games in a season...leads FSU in tackles for second straight season...tackles total leads all Power 5 defensive backs...forced fumbles total is tied for 2nd in ACC and 13th in NCAA...average of 5.1 solo tackles per game ranks 3rd in ACC and 31st in NCAA...made career-high 22 tackles in 38-31 victory at Boston College...tackles total ranks behind only Dale McCullers, who had games of 29 and 26 tackles in 1968, on FSU's single-game list...tackles total also is most in ACC and tied for 2nd-highest single-game total in NCAA in 2019...named ACC Defensive Back of the Week for his performance vs. Eagles...registered 17 tackles, including 1.0 sack, in 35-17 win vs. Syracuse...earned ACC Defensive Back of the Week honors for his performance vs. Orange...registered 11 tackles and an 80-yard pick-six in 49-12 win vs. Alabama State...return was 14th-longest interception return for a touchdown in program history...earned ACC Defensive Back of the Week honors for his performance...opened season with 12 tackles, two forced fumbles and one pass breakup vs. Boise State...forced fumble on first series, marking first forced turnover by FSU on its opening drive of a season since 2002...recorded 10 tackles and one forced fumble in 45-44 win vs. ULM...made six tackles at No. 25 Virginia...had five solo tackles and one pass breakup in 31-13 victory vs. North Carolina State...recorded six tackles and one interception at No. 2 Clemson...made two tackles at Wake Forest...registered five tackles, one fumble recovery, one quarterback hurry and one pass breakup vs. Miami...made five tackles at No. 8 Florida before leaving game in second quarter due to injury.

DEFENSE

YR.	G	UA	A	TOT	TFL-YDS	PBU	FF	FR	INT	SACKS
2017	13	23	6	29	0.0-0	3	0	0	0	0.0-0
2018	12	51	40	91	0.5-0	2	0	0	1	0.0-0
2019	12	61	40	101	2.0-8	3	3	1	2	1.0-7
TOT	37	135	86	221	2.5-8	8	3	1	3	1.0-7



PETER OSIMEN
6-2 • 297 • r-SR • Tampa, Fla.

2019: Played in the home season finale against Alabama State on senior day.



EMMETT RICE
6-2 • 220 • r-JR • Miami Gardens, Fla.

2019: Has appeared in all 12 games with eight starts and recorded 65 tackles, including 4.5 for loss with 1.0 sack, one fumble recovery and one pass breakup...tackles total ranks 2nd on team...posted career-high 14 tackles, including 1.0 for loss, at Wake Forest...made

eight tackles, including six solo stops, in 35-17 victory vs. Syracuse...had seven stops vs. Miami...recorded seven tackles, including 1.0 sack, and first career pass breakup in 38-31 victory at Boston College...opened season with four tackles vs. Boise State...made one solo stop in 45-44 win vs. ULM...recorded four tackles, 1.0 for loss, at No. 25 Virginia...had three tackles in 35-24 victory vs. Louisville...registered 0.5 tackle for loss and one fumble recovery in 31-13 win vs. North Carolina State...made three tackles at No. 2 Clemson...had five tackles, 1.0 for loss, in 49-12 win vs. Alabama State...tied for team high with eight tackles at No. 8 Florida.

DEFENSE

YR.	G	UA	A	TOT	TFL-YDS	PBU	FF	FR	INT	SACKS
2016	12	5	7	12	0.0-0	0	0	1	0	0.0-0
2017	13	6	8	14	0.5-1	0	0	0	1	0.0-0
2018	4	2	3	5	1.0-6	0	0	0	0	1.0-6
2019	12	37	28	65	4.5-16	1	0	1	0	1.0-10
TOT	41	50	46	96	6.0-23	1	0	2	1	2.0-16

PLAYER BIOS: DEFENSE



JANARIUS ROBINSON 11 • DE
6-5 • 261 • r-JR • Panama City, Fla.

2019: Has appeared in all 12 games with 10 starts and recorded 45 tackles, including 9.0 for loss with 3.0 sacks, two forced fumbles, two quarterback hurries, one fumble recovery and one quarterback hurry... leads FSU in tackles for loss...made career-high nine tackles, including career-high-tying 1.5 sacks, and one quarterback hurry in 35-17 victory vs. Syracuse...recorded career-best 4.0 tackles for loss as part of six-tackle game with one forced fumble at No. 2 Clemson...tackles for loss total is tied for 2nd-highest in ACC and 13th-best in NCAA in 2019...was first Seminole with 4.0 tackles for loss since 2017...recorded seven tackles, including career-high 2.5 for loss and career-best 1.5 sacks, and one forced fumble in 35-24 win vs. Louisville...opened season with one tackle, one fumble recovery returned 20 yards and one pass breakup vs. Boise State...had two solo stops in 45-44 win vs. ULM...made five tackles at No. 25 Virginia...registered two tackles, 1.0 for loss, in 31-13 victory vs. North Carolina State...made five solo tackles at Wake Forest...had two tackles vs. Miami...also made two stops in 38-31 win at Boston College...had one tackle in 49-12 win vs. Alabama State...recorded three tackles and one quarterback hurry in regular season finale at No. 8 Florida.

DEFENSE	YR.	G	UA	A	TOT	TFL-YDS	PBU	FF	FR	INT	SACKS
2017	8	1	3	4	1.5-4	0	0	0	0	0	1.0-3
2018	12	18	9	27	3.0-10	1	0	0	0	0	1.0-6
2019	12	24	21	45	9.0-19	1	2	1	0	0	3.0-8
TOT	32	43	33	76	13.5-33	2	2	1	0	0	5.0-17



ASANTE SAMUEL, JR. 26 • DB
5-10 • 180 • SO • Sunrise, Fla.

2019: Has started all 11 games in which he has appeared and recorded 47 tackles, including 1.0 for loss, one interception and 12 pass breakups...third-team All-ACC...pass breakups total is tied for ACC lead and for 15th in NCAA...recorded career-high eight tackles and first career interception at No. 25 Virginia...tied career-best tackles total and added one pass breakup at No. 2 Clemson...opened season with three tackles and one pass breakup vs. Boise State...had solo stop and two pass breakups in 45-44 win vs. ULM...made two solo tackles in 35-24 victory vs. Louisville...recorded six tackles and two pass breakups in 31-13 win vs. North Carolina State...registered four solo tackles and two pass breakups at Wake Forest...made three tackles and one pass breakup in 35-17 win vs. Syracuse...recorded five tackles, including 1.0 for loss, and one pass breakup vs. Miami...made five tackles in 38-31 victory at Boston College...registered two solo tackles and two pass breakups at No. 8 Florida.


DEFENSE	YR.	G	UA	A	TOT	TFL-YDS	PBU	FF	FR	INT	SACKS
2018	12	14	3	17	1.0-2	9	0	0	0	0	0.0-0
2019	11	33	14	47	1.0-5	12	0	0	1	0	0.0-0
TOT	23	47	17	64	2.0-7	21	0	0	1	0	0.0-0



STANFORD SAMUELS III 8 • DB
6-2 • 185 • JR • Pembroke Pines, Fla.

2019: Has started all 12 games and recorded 60 tackles, including 1.5 for loss, two interceptions and seven pass breakups...honorable mention All-ACC...tied career high with nine tackles and added one interception in 38-31 victory at Boston College...nabbed second interception and made three tackles in 49-12 win vs. Alabama State...opened season with eight tackles and one pass breakup vs. Boise State...recorded seven tackles and season-high two pass breakups in 45-44 win vs. ULM...made three tackles at No. 25 Virginia...had seven tackles in 35-24 victory vs. Louisville...made one solo stop in 31-13 win vs. North Carolina State...registered three solo stops at No. 2 Clemson...recorded four tackles and one pass breakup at Wake Forest...had eight tackles, 1.0 for loss, and one pass breakup in 35-17 victory vs. Syracuse...made two solo tackles and one pass breakup vs. Miami...recorded five tackles, 0.5 for loss, and one pass breakup in regular season finale at No. 8 Florida.

DEFENSE	YR.	G	UA	A	TOT	TFL-YDS	PBU	FF	FR	INT	SACKS
2017	13	20	7	27	3.0-13	5	1	0	2	1	1.0-7
2018	12	37	21	58	1.0-2	4	0	0	4	0	0.0-0
2019	12	37	23	60	1.5-2	7	0	0	2	0	0.0-0
TOT	37	94	51	145	5.5-17	16	1	0	8	1	1.0-7



JOSEPH SCHERGEN 43 • DB
5-9 • 176 • JR • Loxahatchee, Fla.

2019: Played in the home season finale against Alabama State on senior day.

DEFENSE	YR.	G	UA	A	TOT	TFL-YDS	PBU	FF	FR	INT	SACKS
2019	1	0	1	1	0.0-0	0	0	0	0	0	0.0-0
TOT	1	0	1	1	0.0-0	0	0	0	0	0	0.0-0



LEVONTA TAYLOR 1 • DB
5-10 • 190 • SR • Virginia Beach, Va.

2019: Has appeared in 10 games with four starts and recorded 35 tackles, including 2.5 for loss with 1.0 sack, one interception, three pass breakups and two quarterback hurries...recorded career-high seven tackles, with first collegiate sack, and one pass breakup in 35-24 victory vs. Louisville...made five solo tackles and career-high two pass breakups vs. Miami...opened season with five tackles, 0.5 for loss, and two quarterback hurries vs. Boise State...made three tackles and one interception at No. 25 Virginia...had six tackles, 1.0 for loss, in 31-13 win vs. North Carolina State...made three tackles at Wake Forest...registered two tackles in 38-31 victory at Boston College...had four tackles in regular season finale at No. 8 Florida.

DEFENSE	YR.	G	UA	A	TOT	TFL-YDS	PBU	FF	FR	INT	SACKS
2016	13	14	2	16	1.0-1	1	0	0	0	0	0.0-0
2017	13	11	7	18	1.0-1	3	0	0	2	0	0.0-0
2018	8	15	4	19	1.0-2	3	1	0	1	0	0.0-0
2019	10	23	12	35	2.5-8	3	0	0	1	1	1.0-4
TOT	44	63	25	88	5.5-12	10	0	0	4	1	1.0-4



ADONIS THOMAS 22 • LB
6-4 • 239 • r-SR • Atlanta, Ga.

2019: Played in seven games...registered one tackle at No. 25 Virginia, North Carolina State and Boston College.

DEFENSE	YR.	G	UA	A	TOT	TFL-YDS	PBU	FF	FR	INT	SACKS
2017	6	6	6	12	1.0-2	0	0	0	0	0	0.0-0
2018	10	7	9	16	0.0-0	0	0	0	0	0	0.0-0
2019	7	2	1	3	0.0-0	0	0	0	0	0	0.0-0
TOT	23	15	16	31	1.0-2	0	0	0	0	0	0.0-0



TRU THOMPSON 90 • DT
6-0 • 315 • FR • Loganville, Ga.

2019: Appeared in 11 games...one of seven true freshmen to play in the season opener...recorded 1.0 sack for three yards against Alabama State...had a career high of three tackles at Boston College and matched it against Alabama State...made one tackle against Boise State, at No. 2 Clemson and Syracuse...tallied 11 tackles including 2.0 for loss this season.

DEFENSE	YR.	G	UA	A	TOT	TFL-YDS	PBU	FF	FR	INT	SACKS
2019	11	5	6	11	2.0-4	0	0	0	0	0	1.0-3
TOT	11	5	6	11	2.0-4	0	0	0	0	0	1.0-3



LEONARD WARNER III 35 • LB
6-4 • 241 • JR • Snellville, Ga.

2019: Has started all 11 games in which he has appeared and recorded 52 tackles, including 2.5 for loss with 1.0 sack, and three quarterback hurries...made season-high eight tackles at No. 2 Clemson...tied season-best tackles total at No. 8 Florida...opened season with four tackles, 1.0 sack, and career-high-tying two quarterback hurries vs. Boise State...had three tackles in 45-44 win vs. ULM...made five tackles at No. 25 Virginia...had four tackles in 35-24 victory vs. Louisville...matched tackles total and added 0.5 for loss with one quarterback hurry in 31-13 win vs. North Carolina State...made four tackles, three solo, in 35-17 victory vs. Syracuse...recorded six tackles, including 1.0 for loss, vs. Miami...made six tackles in 38-31 victory at Boston College.

DEFENSE	YR.	G	UA	A	TOT	TFL-YDS	PBU	FF	FR	INT	SACKS
2017	13	2	3	5	0.0-0	0	0	0	0	0	0.0-0
2018	12	20	18	38	1.5-5	1	0	0	0	0	0.0-0
2019	11	22	30	52	2.5-4	0	0	0	0	0	1.0-2
TOT	36	40	51	95	4.0-9	1	0	0	0	0	1.0-2



MARVIN WILSON 21 • DT
6-5 • 311 • JR • Houston, Texas

2019: Started first nine games before season-ending injury...recorded 44 tackles, including 8.5 for loss with team-high 5.0 sacks, one forced fumble, one fumble recovery, four pass breakups and two quarterback hurries...Bednarik Award semifinalist...first-team All-ACC...led all ACC linemen in tackles at time of injury...one of only four defensive tackles in the country, and the only one in the ACC, with multiple 3.0 tackle-for-loss games in 2019...posted career-high 10 tackles, including career-best 3.5 for loss and career-high-tying 2.0 sacks, and one fumble recovery in 35-24 victory vs. Louisville...only Power 5 player since at least 2000 with 10 tackles, 3.5 for loss, 2.0 sacks and a fumble recovery in the same game...tackles total was highest for FSU defensive lineman since Timmy Jernigan had 10 in 2013 ACC Championship Game vs. Duke...named ACC Defensive Lineman of the Week for his performance vs. Cardinals...opened season with six tackles, including 1.0 sack, one forced fumble, two quarterback hurries and one pass breakup vs. Boise State...made four tackles in 45-44 win vs. ULM...had two stops at No. 25 Virginia...made one tackle in 31-13 victory vs. North Carolina State...registered five tackles and one pass breakup at No. 2 Clemson...had seven tackles, including season-high five solo stops, and one pass breakup at Wake Forest...recorded six tackles, including 3.0 for loss with 2.0 sacks, in 35-17 victory vs. Syracuse...fought through injury to make three tackles, 1.0 for loss, and one pass breakup vs. Miami.

DEFENSE	YR.	G	UA	A	TOT	TFL-YDS	PBU	FF	FR	INT	SACKS
2017	12	3	4	7	0.5-0	0	0	0	0	0	0.0-0
2018	12	17	25	42	4.5-22	2	1	0	0	0	3.5-21
2019	9	19	25	44	8.5-39	4	1	1	0	0	5.0-30
TOT	33	39	54	93	13.5-61	6	2	1	0	0	8.5-51



CEDRIC WOOD 49 • DT
6-3 • 318 • r-JR • Tallahassee, Fla.

2019: Appeared in all 12 games...tallied a career-high eight tackles in the 38-31 victory at Boston College...registered 0.5 sack in the wins over Louisville and Syracuse...made three stops against Miami and Boise State...registered two tackles against ULM, No. 25 Virginia, Louisville, No. 2 Clemson, Syracuse and No. 8 Florida...amassed 25 tackles this season.

DEFENSE	YR.	G	UA	A	TOT	TFL-YDS	PBU	FF	FR	INT	SACKS
2016	1	0	0	0	0.0-0	0	0	0	0	0	0.0-0
2017	2	0	1	1	0.0-0	0	0	0	0	0	0.0-0
2018	0	0	0	0	0.0-0	0	0	0	0	0	0.0-0
2019	12	9	18	27	1.0-1	0	0	0	0	0	1.0-1
TOT	15	9	19	28	1.0-1	0	0	0	0	0	1.0-1



RAYMOND WOODIE III 31 • DB
6-0 • 198 • FR • Palmetto, Fla.

2019: Played in nine games...one of seven true freshmen to play in the season opener...season-high three tackles including 0.5 for loss at No. 8 Florida...produced 1.0 sack for two yards in the 35-17 win over Syracuse...two tackles against Alabama State...had eight tackles and 1.5 for loss on the year...contributed on special teams.

DEFENSE	YR.	G	UA	A	TOT	TFL-YDS	PBU	FF	FR	INT	SACKS
2019	9	4	4	8	1.5-4	0	0	0	0	0	1.0-2
TOT	9	4	4	8	1.5-4	0	0	0	0	0	1.0-2

PLAYER BIOS: SPECIAL TEAMS



RICKY AGUAYO 23 • K
6-2 • 215 • SR • Mascotte, Fla.

Career: Tied for fifth all-time in scoring at Florida State with 327 points...PAT percentage of .981 ranks second in school history behind his brother Roberto...field goal percentage of .714 ranks seventh in school history...never missed an extra point attempt in ACC

play (85-for-85).

2019: Played in 11 games...was a perfect 39-of-39 on PAT...kicked a career-high tying 53-yard field goal at No. 25 Virginia...was the second-longest made field goal in the ACC and ties for the 12th longest in the nation this year...converted a season high of seven PATs against Alabama State...converted from 46 yards against Boise State and from 48 at No. 8 Florida...went 7-of-13 in field goals this season.

KICKING

YR.	G	FGM	FGA	FG%	LONG	PAT	XP%
2016	13	19	26	73.1	47	51-52	98.0
2017	13	18	21	85.7	51	42-43	97.7
2018	12	11	17	64.7	53	30-31	96.8
2019	11	7	13	53.8	53	39-39	100.0
TOT	49	55	77	71.4	53	162-165	98.1



GRANT GLENNON 44 • LS
6-3 • 218 • r-SO • Tallahassee, Fla.

2019: Carried the long snapping duties for all 12 games...helped Tommy Martin to a 39.0 punting average over 64 punts for 2,497 yards, 33 fair catches, 17 punts inside the 20-yard line, six of 50-yards or more and no blocks...snapped for Ricky Aguayo who was a perfect

39-of-39 on PATs...Aguayo kicked seven field goals including a career-high tying 53 yarder at No. 25 Virginia.



PARKER GROTHAUS 37 • K
6-2 • 220 • r-SO • Indian Lake, Ohio

2019: Appeared in 11 games and performed the kickoff duties...accounted for 57 kickoffs, 40 touchbacks for 3,541 total yards averaging 62.1 yards per kickoff...went 5-of-6 in PATs for the season...was 2-2 against North Carolina State and 3-4 versus Syracuse...kicked off a

season-high eight times with five touchbacks against Alabama State.

KICKOFFS

YR.	G	KO	YDS	AVG	TB	OB
2019	11	57	3,541	62.1	40	1
TOT	11	57	3,541	62.1	40	1

KICKING

YR.	G	FGM	FGA	FG%	LONG	PAT	XP%
2019	11	0	0	-	0	5-6	83.3
TOT	11	0	0	-	0	5-6	83.3



TOMMY MARTIN 30 • P
5-11 • 191 • r-SO • Chesapeake, Va.

2019: Played in 11 games...tallied 64 punts for 2,497 yards for a 39.0 average...33 fair catches, placed 17 boots inside the 20-yard line and registered six punts of 50 yards or more...had no punts blocked...career-long

59 yard punt at No. 25 Virginia and also placed three kicks inside the 20-yard line...had a season-best average of 42.8 yards against ULM...punted nine times at No. 2 Clemson...had eight punts against Miami and seven against North Carolina State...held for Ricky Aguayo on field goals and extra points...helped Aguayo to a perfect 39-of-39 PAT and seven field goals including a career-high tying 53 yards against the Cavaliers.

PUNTING

YR.	G	PUNTS	YDS	AVG	LONG	I20	50+
2019	11	64	2,497	39.0	59	17	6
TOT	11	64	2,497	39.0	59	17	6

LAST TIME IT HAPPENED

TEAM

FLORIDA STATE

OPPONENT

RUSHING

Had 400 or more yards:	478 at USF, 2016	401, Georgia Tech, 2009
Had 300-399 yards:	305 vs. ULM, 2017	320, Clemson, 2019
Had 200-299 yards:	208 vs. Alabama State, 2019	281, Boston College, 2019
Had 51-100 yards:	69 at Florida, 2019	77, Florida, 2019
Had 11-50 yards:	31 vs. Miami, 2019	40, Miami, 2019
Had 0-10 yards:	1 at Miami, 2006	6, NIU, 2018
Had fewer than 0 yards:	-21 vs. Clemson, 2018	-27, Colorado, 2007
Had 70 or more rush attempts:	72 vs. Western Carolina, 1985	71, LSU, 1982
Had 60-69 rush attempts:	63 at USF, 2016	64, Boston College, 2019
Had 50-59 rush attempts:	50 vs. ULM, 2019	51, Syracuse, 2019
Had seven or more rush touchdowns:	7 vs. Murray State, 2012	7, Louisville, 2016
Had six rush touchdowns:	at USF, 2016	Georgia Tech, 2009
Had five rush touchdowns:	vs. Syracuse, 2019	Oregon ('15 Rose), 2014
Had four rush touchdowns:	at Syracuse, 2016	Clemson, 2017

PASSING

Had 500 or more yards:	521 vs. Clemson, 2000	532, Arizona State, 1984
Had 400-499 yards:	421 at NC State, 2018	407, Boise State, 2019
Had 300-399 yards:	317 vs. Alabama State, 2019	390, Florida, 2019
Had 200-299 yards:	246 vs. Syracuse, 2019	270, Alabama State, 2019
Had fewer than 75 yards:	65 at Florida, 2011	50, Boston College, 2016
Had 50 or more pass attempts:	52 vs. Ole Miss, 2016	52, NC State, 2019
Had 40-49 pass attempts:	43 at Wake Forest, 2019	48, Florida, 2019
Had 30-39 pass attempts:	32 vs. Syracuse, 2019	37, Miami, 2019
Had 20 or fewer pass attempts:	19 vs. Syracuse, 2017	18, Alabama, 2017
Had 30 or more pass completions:	30 vs. ULM, 2019	35, Florida, 2019
Had 20-29 pass completions:	20 vs. Miami, 2019	28, Alabama State, 2019
Had fewer than 10 pass completions:	9 vs. Michigan (Orange), 2016	7, Boston College, 2017
Had six or more passing touchdowns:	6 vs. Charleston Southern, 2011	Never
Had five passing touchdowns:	vs. Boston College, 2016	Clemson, 2018
Had four passing touchdowns:	at NC State, 2018	Florida, 2019
Had three passing touchdowns:	vs. Alabama State, 2019	Clemson, 2019
Had zero passing touchdowns:	at Florida, 2019	Syracuse, 2019
Had seven passes intercepted:	at South Carolina, 1984	Virginia Tech, 1959
Had six passes intercepted:	at NC State, 1998	Wake Forest, 2013
Had five passes intercepted:	vs. Wake Forest, 2008	Wake Forest, 1997
Had four passes intercepted:	vs. Houston (Peach), 2015	Samford, 2018
Had three passes intercepted:	at Clemson, 2019	Florida, 2017
Did not throw an interception:	at Florida, 2019	Florida, 2019
Completed passes to 10 or more players:	10 vs. Syracuse, 2019	10, Florida, 2019
Completed passes to nine players:	vs. Louisville, 2019	NC State, 2019
Completed passes to eight players:	vs. Alabama State, 2019	Boston College, 2019
Completed passes to seven players:	vs. Florida, 2018	Miami, 2019
Completed passes to six players:	at Louisville, 2018	Louisville, 2019

TOTAL OFFENSE

Had 700 or more yards:	771 vs. Clemson, 2000	Never
Had 600-699 yards:	654 at Syracuse, 2016	621, Boise State, 2019
Had 500-599 yards:	525 vs. Alabama State, 2019	508, Boston College, 2019
Had 400-499 yards:	487 vs. Syracuse, 2019	467, Florida, 2019
Had fewer than 100 yards:	95 at Florida, 2011	28, Savannah State, 2012
Ran 85 or more plays:	89 at Wake Forest, 2019	93, Boston College, 2019
Ran 55 or fewer plays:	55 at Florida, 2017	55, Southern Miss (Independence), 2017

SCORING

Scored 80 or more points:	80 vs. Idaho, 2013	Never
Scored 70-79 points:	77 vs. Delaware State, 2017	Never
Scored 60-69 points:	63 vs. Maryland, 2013	63, Louisville, 2016
Scored 50-59 points:	55 at USF, 2016	59, Clemson, 2018
Scored 40-49 points:	49 vs. Alabama State, 2019	40, Florida, 2019
Scored 30-39 points:	38 at Boston College, 2019	31, Boston College, 2019
Scored 0 points:	vs. Wake Forest (30-0), 2006	Boston College (14-0), 2015
Won by 45 points or more:	71 vs. Delaware State (77-6), 2017	49, Clemson (59-10), 2018
Won by 30-44 points:	37 vs. Alabama State (49-12), 2019	31, Clemson (45-14), 2019
Won by 20-29 points:	21 vs. Wake Forest (38-17), 2018	23, Florida (40-17), 2019
Scored on first drive of game:	at Florida, 2019	Florida, 2019
Recorded a safety:	vs. NC State, 2017	Charleston Southern, 2016
Recorded two or more safeties:	vs. UCF, 1995	NC State, 2002
Scored on a blocked field goal:	vs. Delaware State, 2017	Georgia Tech, 2015
Scored on team's first offensive play of game:	vs. Alabama State, 2019 (69-yard pass TD)	Samford, 2018 (54-yard pass TD)

TURNOVERS

Lost eight or more turnovers:	9 at South Carolina (7 INT, 2 FUM), 1984	8, Texas A&M ('92 Cotton - 2 INT, 6 FUM), 1991
Lost seven turnovers:	vs. Wake Forest (5 INT, 2 FUM), 2008	Wake Forest (6 INT, 1 FUM), 2013
Lost six turnovers:	at NC State (6 INT), 1998	Maryland (4 INT, 2 FUM), 2002
Lost five turnovers:	vs. Virginia Tech (3 INT, 2 FUM), 2018	Samford (4 INT, FUM), 2018
Lost four turnovers:	at Clemson (3 INT, 1 FUM), 2019	Florida (3 INT, 1 FUM), 2017
Lost four or more fumbles:	4 vs. Oregon ('15 Rose), 2014	4, USC, 1998
Threw four or more interceptions:	4 vs. Houston (Peach), 2015	4, Samford, 2018
Did not commit a turnover:	at Florida, 2019	Florida, 2019
Lost a game and did not commit a turnover:	at Florida, 2019	Syracuse, 2019
Two turnovers returned for TD:	at Florida, 2017	Wake Forest, 2004
Two interceptions returned for TD:	vs. Idaho, 2013	Auburn, 1985
Two fumbles returned for TD:	vs. Wisconsin (Champs Sports), 2008	Never

DEFENSE

Recorded 10 or more sacks:	11 vs. Wake Forest, 1997	Never
Recorded nine sacks:	vs. Miami, 2005	Miami, 2019
Recorded eight sacks:	at Syracuse, 2016	Florida, 2019
Recorded seven sacks:	vs. Syracuse, 2019	Miami, 2001
Recorded six sacks:	vs. Louisville, 2019	Miami, 2018
Recorded 10 or more tackles for loss:	12 vs. Syracuse, 2019	12, Florida, 2019
Broke up 10 or more passes:	12 vs. Miami, 2017	10, Kentucky (Music City), 2007

LAST TIME IT HAPPENED

SPECIAL TEAMS

Returned a punt for TD:	at Miami, 2018	Louisville, 2016
Returned a blocked punt for TD:	vs. UCLA (Emerald), 2006	Virginia Tech, 2018
Blocked punt for a safety:	vs. Colorado, 2008	Clemson, 2004
Returned a kickoff for TD:	vs. Auburn, ('14 BCS Champ.), 2013	Clemson, 2004
Blocked a punt:	vs. Miami, 2017	Virginia Tech, 2018
Punted 10 or more times:	12 vs. Clemson, 2018	10, Syracuse, 2016
Did not record a punt:	vs. Samford, 2010	Georgia Tech, 2010
Blocked a field goal:	vs. Delaware State, 2017	Boston College, 2018
Blocked a PAT:	at Notre Dame, 2018	Syracuse, 2019
Recovered an onside kick:	at Wake Forest, 2009	NC State, 2013
Made five or more field goals:	6 vs. Ole Miss, 2016	5, Wake Forest, 2019
Made four field goals:	at Wake Forest, 2017	NC State, 2018
Scored via offense, defense & special teams:	vs. Delaware State, 2017	Clemson, 2019

MISCELLANEOUS

Had 30 or more first downs:	30 vs. ULM, 2019	31, Boston College, 2019
Had 10 or fewer first downs:	10 at Clemson, 2019	6, Delaware State, 2017
Had 20 or more penalties:	20 vs. Duke, 1997	Never
Had 15-19 penalties:	16 at NC State, 2018	17, Virginia Tech (ACC Champ.), 2005
Had 100 or more penalty yards:	108 vs. ULM, 2019	110, Miami, 2016
Had 25 or fewer penalty yards:	15 at Miami, 2014	25, Florida, 2019
Had zero penalties:	vs. Virginia Tech (ACC Champ.), 2010	The Citadel, 2014
Had 35 minutes or more of possession time:	37:27 vs. NIU, 2018	40:40, Alabama State, 2019
Scoring drive of 15 or more plays:	17 vs. Miami, 2019	15, Boston College, 2019
Scoring drive of 99 yards:	6 plays, 99 yards, TD vs. Boston College, 2012	5 plays, 99 yards, TD, USF, 2009

INDIVIDUAL

RUSHING

Rushed 30 or more times:	30 at Wake Forest, Cam Akers, 2019	40, Boston College, AJ Dillon, 2019
Rushed for 300 or more yards:	322 vs. Western Carolina, Greg Allen, 1981	304, Southern Miss, Sam DeJarnette, 1982
Rushed for 200-299 yards:	225 at Syracuse, Dalvin Cook, 2016	202, Notre Dame, Dexter Williams, 2018
Rushed for 150-199 yards:	157 at Wake Forest, Cam Akers, 2019	165, Boston College, AJ Dillon, 2019
QB rushed for 100 or more yards:	102 vs. Clemson, EJ Manuel, 2012	109, Syracuse, Eric Dungey, 2017
QB rushed for a TD of 50 or more yards:	66 at Boston College, Jordan Travis, 2019	60, Georgia Tech, Justin Thomas, 2015
Had four or more rushing touchdowns:	4 vs. Syracuse, Cam Akers, 2019	4, Louisville, Lamar Jackson, 2016
Had three rushing touchdowns:	vs. Louisville, Cam Akers, 2019	Virginia, Wayne Taulapapa, 2019
Had a run of 80 or more yards:	85 vs. Virginia Tech, Cam Akers, 2018	83, Wake Forest, Josh Adams, 2007
Had a run of 70-79 yards:	71 vs. Michigan (Orange), Dalvin Cook, 2016	74, Florida, Lamical Perine, 2018
Had two or more players with 100+ rush yards:	J. Patrick 155 & C. Akers 117, vs. ULM, 2017	L. Jackson 146 & B. Radcliff 118, Louisville, 2016
Had two players with 150+ rush yards:	R. Preston 165 & W. Dunn 163, vs. Notre Dame, 1995	R. Cherry 170 & J. Housman 159, Houston, 1974

PASSING

Passed for 400 or more yards:	421 at NC State, James Blackman, 2018	407, Boise State, Hank Bachmeier, 2019
Passed for 300-399 yards:	346 at Boston College, James Blackman, 2019	343, Florida, Kyle Trask, 2019
Attempted 45 or more passes:	47 at Notre Dame, Deondre Francois, 2018	51, Boise State, Hank Bachmeier, 2019
Completed 40 or more passes:	43 vs. Penn State, Drew Weatherford, 2006 ('07 Orange)	46, Maryland, Scott Milanovich, 1995
Completed 30-39 passes:	30 vs. ULM, James Blackman, 2019	30, Florida, Kyle Trask, 2019
Threw five or more touchdown passes:	5 vs. Maryland, Jameis Winston, 2013	5, NC State, Russell Wilson, 2009
Threw four touchdown passes:	at NC State, James Blackman, 2018	Clemson, Trevor Lawrence, 2018
Threw five or more interceptions:	6 at NC State, Chris Weinke, 1998	5, Wake Forest, Ben Sankey, 1997
Threw four interceptions:	vs. Florida, Jameis Winston, 2014	Samford, Devlin Hodges, 2018
Completed a pass of 75 or more yards:	75 vs. Boise State, J. Blackman to T. Terry, 2019	84, USF, Q. Flowers to R. Adams, 2016
Completed a pass to 10 or more receivers:	10 vs. NC State, Alex Hornibrook, 2019	10, Kyle Trask, 2019

RECEIVING

Caught 15 or more passes:	16 vs. South Carolina, Ron Sellers, 1968	16, Virginia, Alvin Pearman, 2003
Had 200 or more receiving yards:	238 vs. Wake Forest, Travis Rudolph, 2016	215, Samford, Kelvin McKnight, 2018
Caught three touchdowns:	vs. Southern Miss (Independence), Auden Tate, 2017	Louisville, James Quick, 2015
Had two players with 100+ yards receiving:	T. Terry 142 & D. Matthews 133, at NC State, 2018	K. McKnight 215 & A. Harris 122, Samford, 2018
Had three players with 100+ yards receiving:	C. Davis 125, D. Fagg 113 & G. Carr 104, vs. The Citadel, 2005	Never

TOTAL OFFENSE

Had 500 or more yards:	509 vs. Clemson, Chris Weinke, 2000	532, Arizona State, Jeff Van Raaphorst, 1984
Had 400-499 yards:	400 at NC State, James Blackman, 2018	475, Samford, Devlin Hodges, 2018
QB had 100 yards or more passing AND rushing:	380 pass, 102 rush vs. Clemson, EJ Manuel, 2012	178 rush, 156 pass, Louisville, Lamar Jackson, 2017

DEFENSE

Intercepted three or more passes:	4 at Wake Forest, Mario Edwards, 1998	3, Georgia Tech, Brian Wilkins, 1996
Intercepted two passes:	2 vs. Samford, Kyle Meyers, 2018	2, Virginia Tech, Caleb Farley, 2018
Recovered two or more fumbles:	2 vs. Florida, DeMarcus Walker, 2016	2, Boston College, Will Harris, 2017
Forced two or more fumbles:	2 vs. Boise State, Hamsah Nasirildeen, 2019	2, Delaware State, Kyle Taylor, 2017
Recorded 3.5 or more sacks:	4.0 vs. Delaware State, Joshua Kaindoh, 2017	4.0, Miami, Greg Rousseau, 2019
Recorded 15 or more tackles:	22 at Boston College, Hamsah Nasirildeen, 2019	15, Duke, Alonzo Saxton, 2017
Returned an interception for a touchdown:	80 yards vs. Alabama State, Hamsah Nasirildeen, 2019	38 yards, Clemson, Derion Kendrick, 2019
Returned a fumble for a touchdown:	16 yards at Florida, Jacob Pugh, 2017	12 yards, Florida, Marcell Harris, 2016
Recorded 4.0 or more tackles for loss in a game:	4.0 at Clemson, Janarius Robinson, 2019	5.0, Miami, Greg Rousseau, 2019

SPECIAL TEAMS

Scored 13 or more points kicking:	13 vs. NIU, Ricky Aguayo, 2018	16, Wake Forest, Nick Sciba, 2019
Made four or more field goals:	4 at Wake Forest, Ricky Aguayo, 2017	5, Wake Forest, Nick Sciba, 2019
Made two field goals of 50 or more yards:	50 & 53 vs. Florida, Dustin Hopkins, 2012	50 & 51, Florida, David Posey, 1975
Made a field goal of 60 or more yards:	60 at Florida, Gary Cismesia, 2007	61, Virginia Tech, Wayne Latimer, 1975
Had a punt of 70 or more yards:	76 at Miami, Sean Liss, 1996	71, Syracuse, Brendan Carney, 2005
Had a punt of 60-69 yards:	61 vs. Florida, Logan Tyler, 2018	65, Miami, Louis Hedley, 2019
Punted nine or more times:	9 at Clemson, Tommy Martin, 2019	9, Wake Forest, Dom Maggio, 2018
Had a punting average of 50 yards or better:	9-451 (50.1) vs. Florida, Logan Tyler, 2018	4-204 (51.0), Florida, Tommy Townsend, 2018
Had 100 or more kick return yards:	135 vs. ULM, Keyshawn Helton, 2019	140, Oklahoma State, Tyreek Hill, 2014
Had a kickoff return for a TD:	100 yard return vs. Auburn, Kermit Whitfield, 2013	97 & 86 yard return, Clemson, Justin Miller, 2004
Had 100 or more punt return yards:	145 at Miami, D.J. Matthews, 2018	130, Louisville, Jaire Alexander, 2016
Had a punt return for a TD:	74 yards at Miami, D.J. Matthews, 2018	69 yards, Louisville, Jaire Alexander, 2016
Blocked a punt:	vs. Miami, Brian Burns, 2017	Virginia Tech, Chris Cunningham, 2018
Blocked a field goal:	vs. Delaware State, Demarcus Christmas, 2017	Boston College, Zach Allen, 2018
Returned a blocked field goal for touchdown:	63 yards vs. Delaware State, Tarvarus McFadden, 2017	78 yards, Georgia Tech, Lance Austin, 2015
Blocked a PAT:	at Notre Dame, Cory Durden, 2018	Syracuse, Josh Black, 2019
Scored a 2-point conversion:	vs. Syracuse, Cam Akers rush, 2019	Virginia, Bryce Perkins rush, 2019

BOLD happened in 2019

RECORDS: PASSING

SINGLE-GAME YARDS

		Opponent	Year	Yards
1.	Chris Weinke	Duke	2000	536
2.	Chris Weinke	Clemson	2000	521
3.	Bill Cappleman	Memphis State	1969	508
4.	Chris Weinke	Miami	2000	496
5.	Peter Tom Willis	Memphis State	1989	482
6.	Thad Busby	NC State	1997	463
7.	Danny Kanell	Virginia	1995	454
8.	Charlie Ward	Florida	1993	446
9.	Jameis Winston	Clemson	2013	444
10.	Chris Weinke	Georgia Tech	2000	443
11.	EJ Manuel	Boston College	2012	439
12.	Bill Cappleman	South Carolina	1968	437
13.	Danny Kanell	Maryland	1994	427
14.	Peter Tom Willis	Nebraska ('90 Fiesta)	1989	422
15.	James Blackman	NC State	2018	421
	Danny Kanell	Florida	1994	421
17.	Deondre Francois	Ole Miss	2016	419
18.	Gary Huff	Houston	1972	409
19.	Jameis Winston	Louisville	2014	401
20.	Thad Busby	Georgia Tech	1997	399

SEASON YARDS

PERSON YARDS		Year	Yards
1.	Chris Weinke	2000	4167
2.	Jameis Winston	2013	4057
3.	Jameis Winston	2014	3907
4.	EJ Manuel	2012	3392
5.	Deondre Francois	2016	3350
6.	Thad Busby	1997	3317
7.	Drew Weatherford	2005	3208
8.	Peter Tom Willis	1989	3124
9.	Chris Rix	2003	3107
10.	Chris Weinke	1999	3103
11.	Charlie Ward	1993	3032
12.	Danny Kanell	1995	2957
13.	Gary Huff	1972	2893
14.	Danny Kanell	1994	2781
15.	Gary Huff	1971	2736
16.	Chris Rix	2001	2734
17.	Deondre Francois	2018	2731
18.	Christian Ponder	2009	2717
19.	EJ Manuel	2011	2666
20.	Charlie Ward	1992	2647

CAREER YARDS

CAREER YARDS		Years	Yards
1.	Chris Weinke	1997-2000	9839
2.	Chris Rix	2001-04	8390
3.	Jameis Winston	2013-14	7964
4.	EJ Manuel	2009-12	7736
5.	Drew Weatherford	2005-08	7567
6.	Christian Ponder	2007-10	6872
7.	Gary Huff	1970-72	6378
8.	Danny Kanell	1992-95	6372
9.	Deondre Francois	2016-18	6291
10.	Thad Busby	1994-97	5916
11.	Charlie Ward	1989-93	5747
12.	Bill Cappleman	1967-69	4904
13.	James Blackman	2017-PR	4835
14.	Casey Weldon	1988-91	4628
15.	Peter Tom Willis	1986-89	4291
16.	Jimmy Jordan	1976-79	4144
17.	Chip Ferguson	1985-88	3846
18.	Wally Woodham	1975, 77-79	3550
19.	Kelly Lowrey	1980-83	3469
20.	Steve Tensi	1962-64	3394

SINGLE-GAME COMPLETIONS

		Opponent	Year	Comp.
1.	Danny Kanell	Georgia Tech	1995	41
2.	Danny Kanell	Florida	1994	40
3.	Charlie Ward	Florida	1993	38
4.	Chris Weinke	Duke	2000	37
	Kim Hammond	Penn State (Gator)	1967	37
6.	Drew Weatherford	Duke	2007	35
	Drew Weatherford	Virginia	2005	35
8.	Deondre Francois	Ole Miss	2016	33
	Christian Ponder	North Carolina	2009	33
10.	Drew Weatherford	Boston College	2006	32
	Chris Weinke	BYU	2000	32
	Danny Kanell	Virginia	1995	32
13.	Deondre Francois	Samford	2018	31
	Charlie Ward	Notre Dame	1993	31
	Bill Cappleman	Memphis State	1969	31
16.	James Blackman	ULM	2019	30
	Jameis Winston	Syracuse	2014	30
	Drew Weatherford	Troy	2006	30
	Chris Rix	Colorado	2003	30
	Thad Rushv	Georgia Tech	1997	30

SEASON COMPLETIONS

		Year	Att.	Comp.
1.	Jameis Winston	2014	467	305
2.	Drew Weatherford	2005	469	276
3.	Chris Weinke	2000	431	266
4.	Charlie Ward	1993	380	264
5.	EJ Manuel	2012	387	263
6.	Danny Kanell	1995	402	257
	Jameis Winston	2013	384	257
8.	Deondre Francois	2016	400	235
	Thad Busby	1997	390	235
10.	Chris Weinke	1999	377	232
11.	Deondre Francois	2018	396	227
	Christian Ponder	2009	330	227
	Danny Kanell	1994	380	227
14.	Chris Rix	2003	382	216
15.	Peter Tom Willis	1989	346	211
16.	Gary Huff	1972	385	206
17.	Charlie Ward	1992	365	204
18.	EJ Manuel	2011	311	203
19.	Casey Weldon	1991	313	189
20.	Christian Ponder	2010	299	184
	Gary Huff	1971	327	184

CAREER COMPLETIONS

BARKER COMM. ELECTIONS		Years	Att.	Comp.
1.	Chris Weinke	1997-2000	1107	650
2.	Drew Weatherford	2005-08	1128	644
3.	EJ Manuel	2009-12	897	600
4.	Christian Ponder	2007-10	965	596
5.	Chris Rix	2001-04	1042	575
6.	Jameis Winston	2013-14	851	562
7.	Danny Kanell	1992-95	851	529
8.	Deondre Francois	2016-18	829	481
9.	Charlie Ward	1989-93	759	473
10.	Gary Huff	1970-72	796	436
11.	Thad Busby	1994-97	715	421
12.	James Blackman	2017-PR	614	376
13.	Bill Cappleman	1967-69	636	349
14.	Casey Weldon	1988-91	545	323
15.	Peter Tom Willis	1986-89	500	304
16.	Jimmy Jordan	1976-79	595	298
17.	Chip Ferguson	1985-88	496	281
18.	Wally Woodham	1975, 77-79	476	273
19.	Kelly Lowrey	1980-83	464	252
	Steve Tensi	1962-64	472	252

SEASON TD PASSES

Season TD Passes		Year	TDs
1.	Jameis Winston	2013	40
2.	Chris Weinke	2000	33
3.	Danny Kanell	1995	32
4.	Charlie Ward	1993	27
5.	Jameis Winston	2014	25
	Chris Weinke	1999	25
	Thad Busby	1997	25
	Gary Huff	1972	25
	Bill Cappleman	1968	25
10.	Chris Rix	2001	24
11.	EJ Manuel	2012	23
	Chris Rix	2003	23
	Gary Huff	1971	23
14.	Charlie Ward	1992	22
	Casey Weldon	1991	22
16.	Deondre Francois	2016	20
	Christian Ponder	2010	20
	Peter Tom Willis	1989	20
19.	James Blackman	2017	19
	Chris Weinke	1998	19

CAREER TD PASSES

		Years	TDs
1.	Chris Weinke	1997-2000	79
2.	Jameis Winston	2013-14	65
3.	Chris Rix	2001-04	63
4.	Danny Kanell	1992-95	57
5.	Gary Huff	1970-72	52
6.	Charlie Ward	1989-93	49
7.	EJ Manuel	2009-12	47
8.	Thad Busby	1994-97	46
9.	Christian Ponder	2007-10	45
10.	Casey Weldon	1988-91	41
11.	James Blackman	2017-PR	40
12.	Jimmy Jordan	1976-79	39
	Bill Cappleman	1967-69	39
14.	Drew Weatherford	2004-07	37
15.	Deondre Francois	2016-18	36
16.	Chip Ferguson	1985-88	34
17.	Peter Tom Willis	1986-89	33
18.	Steve Tensi	1962-64	28
19.	Rick Stockstill	1977, 79-81	26
20.	Danny McManus	1984-87	25

INDIVIDUAL GAME RECORDS

PASSING

Most Touchdown Passes:	6	Peter Tom Willis vs. Memphis State, 1989
	6	Chris Weinke vs. Maryland, 1999
Passing Yards:	536	Chris Weinke vs. Duke, 2000
Completions:	41	Danny Kanell vs. Georgia Tech, 1995
Attempts:	67	Danny Kanell vs. Virginia, 1995
Completion Pct.	92.6	Jameis Winston at Pitt, 2013

RUSHING

Most Rushing Yards:	322	Greg Allen vs. Western Carolina, 1981
Most Rushes:	36	Cam Akers vs. ULM, 2019
Rushing TDs:	4	Cam Akers vs. Syracuse, 2019
	4	Dalvin Cook at Syracuse, 2016
	4	Dalvin Cook vs. Clemson, 2016
	4	Antone Smith vs. Miami, 2008
	4	Greg Allen vs. Louisville, 1982
	4	Greg Allen vs. South Carolina, 1982
Most All-Purpose Yards:	417	Greg Allen vs. Western Carolina, 1981

RECEIVING

Receptions:	16	Ron Sellers vs. South Carolina, 1968
Receiving Yards:	260	Ron Sellers vs. Wake Forest, 1968
Receiving TDs:	5	Ron Sellers vs. Wake Forest, 1968

DEFENSE

Most Tackles:	29	Dale McCullers vs. Texas A&M, 1968
Most Sacks:	6	Dale McCullers vs. Memphis State, 1967
Most TFLs:	6	Dale McCullers vs. Memphis State, 1967
Interceptions:	4	Mario Edwards vs. Wake Forest, 1998

RECORDS: RUSHING/RECEIVING

SINGLE-GAME RUSHING YARDS

		Opponent	Year	Yards
1.	Greg Allen	Western Carolina	1981	322
2.	Dalvin Cook	USF	2016	267
3.	Dalvin Cook	USF	2015	266
4.	Sammie Smith	East Carolina	1987	244
5.	Dalvin Cook	Syracuse	2016	225
6.	Greg Allen	Arizona State	1984	223
7.	Dalvin Cook	Miami	2015	222
8.	Sammie Smith	Tulane	1988	212
	Victor Floyd	South Carolina	1985	212
10.	Sammie Smith	Indiana (All-American)	1986	205
11.	Greg Allen	Louisiana State	1981	202
12.	Greg Allen	Louisiana State	1983	201
	Tony Smith	Oklahoma State (Gator)	1982	201
14.	Cam Akers	Syracuse	2017	199
15.	Chris Thompson	Wake Forest	2012	197
16.	Leon Washington	West Virginia (*05 Gator)	2004	195
17.	Dalvin Cook	Clemson	2015	194
18.	Cam Akers	ULM	2019	193
19.	Greg Jones	Miami	2002	189
	Sammie Smith	Miami	1987	189

SEASON RUSHING YARDS

		Year	Att.	Yards
1.	Dalvin Cook	2016	288	1765
2.	Dalvin Cook	2015	229	1691
3.	Warrick Dunn	1995	166	1242
4.	Sammie Smith	1987	172	1230
5.	Warrick Dunn	1996	189	1180
6	Cam Akers	2019	231	1144
7.	Greg Allen	1983	200	1134
8.	Larry Key	1977	239	1117
9.	Warrick Dunn	1994	152	1026
10.	Cam Akers	2017	194	1024
11.	Devonta Freeman	2013	173	1016
12.	Mark Lyles	1979	225	1011
13.	Dalvin Cook	2014	170	1008
14.	Sam Platt	1980	224	983
15.	Amp Lee	1991	186	977
16.	Greg Allen	1984	133	971
17.	Leon Washington	2004	138	951
18.	Hodges Mitchell	1972	192	944
19.	Greg Jones	2002	161	938
20.	Travis Minor	2000	181	923

CAREER RUSHING YARDS

	Years	Att.	Yards
1. Dalvin Cook	2014-16	687	4464
2. Warrick Dunn	1993-96	575	3959
3. Greg Allen	1981-84	624	3769
4. Travis Minor	1997-2000	664	3218
5. Larry Key	1974-77	625	2953
6. Cam Akers	2017-PR	586	2874
7. Sammie Smith	1985-88	411	2539
8. Greg Jones	2000-03	480	2535
9. Lorenzo Booker	2003-06	477	2389
10. Devonta Freeman	2011-13	404	2255
Antone Smith	2005-08	493	2255
12. Mark Lyles	1976-79	515	2218
13. Sean Jackson	1990-93	347	2133
14. Amp Lee	1989-91	405	2092
15. Jermaine Thomas	2008-11	379	2083
16. Leon Washington	2001-05	369	2078
17. Dexter Carter	1986-89	327	1788
18. Jacques Patrick	2015-PR	356	1738
19. Chris Thompson	2009-12	277	1735
20. Tom Bailey	1968-70	381	1714

SEASON RUSHING TOUCHDOWNS

		Year	TDs
1.	Greg Allen	1982	20
2.	Dalvin Cook	2016	19
	Dalvin Cook	2015	19
4.	Amp Lee	1990	16
5.	Antone Smith	2008	15
	Dayne Williams	1987	15
7.	Cam Akers	2019	14
	Devonta Freeman	2013	14
9.	Warrick Dunn	1995	13
	Greg Allen	1983	13
11.	Warrick Dunn	1996	12
	Pooh Bear Williams	1995	12
13.	Karlos Williams	2014	11
	Karlos Williams	2013	11
	James Wilder Jr.	2012	11
	Zack Crockett	1994	11
	Amp Lee	1991	11
18.	Jermaine Thomas	2009	9
	Travis Minor	1997	9
	Rock Preston	1994	9
	William Floyd	1992	9

CAREER RUSHING TOUCHDOWNS

		Years	TDs
1.	Dalvin Cook	2014-16	46
2.	Greg Allen	1981-84	44
3.	Warrick Dunn	1993-96	37
4.	Devonta Freeman	2011-13	30
	Amp Lee	1989-91	30
6.	Travis Minor	1997-2000	28
7.	Cam Akers	2017-PR	27
8.	Antone Smith	2005-08	26
9.	Dayne Williams	1986-88	24
10.	Greg Jones	2000-03	23
11.	Karlos Williams	2013-14	22
12.	James Wilder Jr.	2011-13	20
	Mark Lyles	1976-79	20
14.	Jermaine Thomas	2008-11	19
15.	Lonnie Pryor	2009-12	18
16.	Jacques Patrick	2015-PR	17
	Rock Preston	1994-96	17
	Pooh Bear Williams	1993, 95-96	17
	Dexter Carter	1986-89	17
20.	William McCray	1997-2001	16
	William Floyd	1991-93	16

SINGLE-GAME RECEIPTIONS

		<i>Opponent</i>	<i>Year</i>	<i>Rec.</i>
1.	Ron Sellers	South Carolina	1968	16
2.	Ron Sellers	Wake Forest	1968	14
	Ron Sellers	Houston	1968	14
	Ron Sellers	Penn State (Gator)	1967	14
5.	Travis Rudolph	Wake Forest	2016	13
	Rashad Greene	Virginia	2014	13
	Lawrence Dawsey	Miami	1990	13
	Kent Gaydos	Houston	1969	13
	Ron Sellers	Memphis State	1968	13
	Ron Sellers	Alabama	1967	13
	Ron Sellers	Virginia Tech	1966	13
	Fred Biletnikoff	Oklahoma (*65 Gator)	1964	13

SEASON RECEIPTIONS

		Year	Rec.
1.	Rashad Greene	2014	99
2.	Ron Sellers	1968	86
3.	Rashad Greene	2013	76
4.	Kez McCorvey	1993	74
5.	Peter Warrick	1999	71
	Andre Cooper	1995	71
7.	Ron Sellers	1967	70
8.	Barry Smith	1972	69
9.	Anquan Boldin	2002	65
	Lawrence Dawsey	1990	65
11.	Snoop Minnis	2000	63
12.	Preston Parker	2007	62
	Rhett Dawson	1971	62
14.	Rod Owens	2009	61
	Peter Warrick	1998	61
16.	Bert Reed	2009	60
	E.G. Green	1995	60
18.	Travis Rudolph	2015	59
	Kez McCorvey	1994	59
20.	Jesus Wilson	2015	58
	Bert Reed	2010	58

CAREER RECEIPTIONS

		<i>Years</i>	<i>Rec.</i>
1.	Rashad Greene	2011-14	270
2.	Ron Sellers	1966-68	212
3.	Peter Warrick	1996-99	207
4.	Kez McCorvey	1991-94	189
5.	Bert Reed	2008-11	170
6.	E.G. Green	1994-97	166
7.	Travis Rudolph	2014-16	153
8.	Greg Carr	2005-08	148
9.	Chris Davis	2003-06	137
10.	Mike Shumann	1973-75, 77	134
11.	Jesus Wilson	2013-16	133
12.	De'Cody Fagg	2004-07	132
	Andre Cooper	1993-96	132
	Warrick Dunn	1993-96	132
15.	Lawrence Dawsey	1987-90	128
	Rhett Dawson	1969-71	128
17.	Nyqwan Murray	2015-PR	124
	Kenny Shaw	2010-13	124
19.	Craphonso Thorpe	2001-04	123
20.	Barry Smith	1970-72	119

Active Leader

Tamorrion Terry	2017-PR	86
------------------------	----------------	-----------

SINGLE GAME RECEIVING YARDS

		Opponent	Year	Yards
1.	Ron Sellers	Wake Forest	1968	260
2.	Ron Sellers	South Carolina	1968	259
3.	Peter Warrick	Clemson	1997	249
4.	Travis Rudolph	Wake Forest	2016	238
5.	Ron Sellers	Virginia Tech	1967	229
6.	Ron Sellers	Memphis State	1968	218
7.	Craphonso Thorpe	Notre Dame	2003	217
8.	Ron Sellers	Houston	1968	214
9.	Kelvin Benjamin	Florida	2013	212
10.	Kez McCorvey	Duke	1994	207
11.	Craphonso Thorpe	Colorado	2003	205
12.	Rashad Greene	Oklahoma State	2014	203
13.	Travis Rudolph	Houston (Peach)	2015	201
14.	Rod Owens	North Carolina	2009	199
15.	Javon Walker	Virginia Tech	2001	195
16.	Fred Biletnikoff	Oklahoma (*65 Gator)	1964	192
17.	Travis Rudolph	Syracuse	2015	191
18.	Peter Warrick	Miami	1998	190
19.	Snoop Minnis	Florida	2000	187
20.	E.G. Green	NC State	1997	184

SEASON RECEIVING YARDS

		Year	Yards
1.	Ron Sellers	1968	1496
2.	Rashad Greene	2014	1365
3.	Snoop Minnis	2000	1340
4.	Barry Smith	1972	1243
5.	Peter Warrick	1998	1232
6.	Ron Sellers	1967	1228
7.	Rashad Greene	2013	1128
8.	E.G. Green	1997	1059
9.	Tamorrion Terry	2019	1023
10.	Kelvin Benjamin	2013	1011
	Anquan Boldin	2002	1011
12.	E.G. Green	1995	1007
13.	Andre Cooper	1995	1002
14.	Lawrence Dawsey	1990	999
15.	Craphonso Thorpe	2003	994
16.	Fred Biletnikoff	1964	987
17.	Kez McCorvey	1993	966
18.	Rhett Dawson	1970	946
19.	Javon Walker	2001	944
20.	Peter Warrick	1999	934

RECORDS: RECEIVING/DEFENSE

CAREER RECEIVING YARDS

	Years	Yards
1. Rashad Greene	2011-14	3830
2. Ron Sellers	1966-68	3598
3. Peter Warrick	1996-99	3517
4. E.G. Green	1994-97	2920
5. Kez McCorvey	1993-94	2660
6. Greg Carr	2005-08	2574
7. Barry Smith	1970-72	2392
8. Travis Rudolph	2014-16	2311
9. Mike Shumann	1973-75, 77	2306
10. Craphonso Thorpe	2001-04	2153
11. Lawrence Dawsey	1987-90	2129
12. Jessie Hester	1981-84	2100
13. Snoop Minnis	1997-2000	2098
14. Bert Reed	2008-11	2022
15. Kenny Shaw	2010-13	1919
16. Rhett Dawson	1969-71	1915
17. Chris Davis	2003-06	1842
18. Nyqwan Murray	2015-PR	1819
19. Andre Cooper	1993-96	1810
20. Anquan Boldin	1999-2002	1790

Active Leader

Tamorrion Terry	2017-PR	1767
------------------------	----------------	-------------

SEASON TD CATCHES

	Year	TDs
1. Andre Cooper	1995	15
2. Kelvin Benjamin	2013	15
3. Anquan Boldin	2002	13
Barry Smith	1972	13
5. Greg Carr	2006	12
Peter Warrick	1998	12
Ron Sellers	1968	12
8. Craphonso Thorpe	2003	11
Talman Gardner	2001	11
Snoop Minnis	2000	11
E.G. Green	1997	11
Fred Biletnikoff	1964	11
13. Auden Tate	2017	10
Atrewns Bell	2000	10
E.G. Green	1995	10
16. Rashad Greene	2013	9
Greg Carr	2005	9
Lawrence Dawsey	1988	9
Jessie Hester	1984	9
20. Tamorrion Terry	2019	8
Tamorrion Terry	2018	8
Talman Gardner	2002	8
Peter Warrick	1999	8
Peter Warrick	1997	8
Terry Anthony	1989	8
Terry Anthony	1988	8
Ron Sellers	1967	8

CAREER TD CATCHES

	Year	TDs
1. Peter Warrick	1996-99	31
2. Rashad Greene	2011-14	29
Greg Carr	2005-08	29
E.G. Green	1994-97	29
5. Barry Smith	1970-72	25
6. Andre Cooper	1993-96	24
7. Ron Sellers	1966-68	23
8. Anquan Boldin	1999-2002	21
Jessie Hester	1981-84	21
10. Lawrence Dawsey	1987-90	20
11. Talman Gardner	1999-2002	19
Kelvin Benjamin	2012-13	19
13. Travis Rudolph	2014-16	18
Craphonso Thorpe	2001-04	18
15. Snoop Minnis	1999-2000	17
Terry Anthony	1986-89	17
Hassan Jones	1982-85	17
Nick O'Leary	2011-14	17
19. Tamorrion Terry	2017-PR	16
Auden Tate	2015-17	16
Kez McCorvey	1991-94	16
Mike Shumann	1973-75, 77	16
Fred Biletnikoff	1962-64	16

SEASON TACKLES

	Year	Solo	Ast	Total
1. Aaron Carter	1977	82	99	181
2. Dale McCullers	1967	108	72	180
3. Reggie Herring	1980	92	78	170
4. Dale McCullers	1968	102	61	163
5. Henry Taylor	1984	80	79	159
6. Jimmy Heggins	1977	67	90	157
7. Paul McGowan	1987	97	53	150
8. Tommy Young	1982	77	72	149
9. Ken Roe	1983	82	64	146
10. Aaron Carter	1975	68	77	145
Ken Roe	1982	74	71	145
Kirk Carruthers	1989	77	68	145
13. Reggie Herring	1979	70	74	144
14. Reggie Herring	1978	70	67	137
15. Paul McGowan	1985	80	56	136
16. Bill Lohse	1970	81	54	135
Aaron Carter	1976	76	59	135
18. Marvin Jones	1990	73	60	133
19. Robert McEachern	1970	64	68	132
Ron Hester	1981	75	57	132

CAREER TACKLES

	Years	Total
1. Aaron Carter	1974-77	512
2. Reggie Herring	1977-80	452
3. Paul McGowan	1984-87	446
4. Kirk Carruthers	1988-91	435
5. Ron Simmons	1977-80	383
6. Ken Roe	1980-83	379
7. Marvin Jones	1990-92	369
8. Daryl Bush	1994-97	361
9. Kendrick Pope	2000-03	352
10. Henry Taylor	1981-84	344
11. Dale McCullers	1966-68	343
12. Michael Boulware	2000-03	340
Paul Piurowski	1977-80	340
14. Bradley Jennings	1998-2001	339
15. Sam Cowart	1993-97	338
16. Fred Jones	1983-86	326
17. Nigel Bradham	2008-11	306
18. Scott Warren	1976-79	300
19. Tommy Polley	1996-2000	289
20. Jimmy Heggins	1974-77	288

Active Leader

Hamsah Nasirildeen	2017-PR	221
---------------------------	----------------	------------

SEASON QUARTERBACK SACKS

	Year	Sacks
1. Peter Boulware	1996	19.0
2. DeMarcus Walker	2016	16.0
Andre Wadsworth	1997	16.0
4. Brandon Jenkins	2010	13.5
Everette Brown	2008	13.5
Reinard Wilson	1996	13.5
7. Bjoern Werner	2012	13.0
Alonzo Jackson	2002	13.0
9. Jamal Reynolds	2000	12.0
Ron Simmons	1977	12.0

CAREER QUARTERBACK SACKS

	Years	Sacks
1. Reinard Wilson	1993-96	35.5
2. Peter Boulware	1994-96	34.0
3. DeMarcus Walker	2013-16	28.5
4. Ron Simmons	1977-80	25.0
5. Brian Burns	2016-18	24.0
6. Bjoern Werner	2010-12	23.5
Jamal Reynolds	1997-2000	23.5
8. Everette Brown	2006-08	23.0
Alonzo Jackson	1999-2002	23.0
Andre Wadsworth	1994-97	23.0

Active Leader

Marvin Wilson	2017-PR	8.5
----------------------	----------------	------------

SEASON TACKLES FOR LOSS

	Year	TfLs
1. Brodrick Bunkley	2005	25.0
2. Darnell Dockett	2001	22.0
3. DeMarcus Walker	2016	21.5
Brandon Jenkins	2010	21.5
Everette Brown	2008	21.5
6. Corey Simon	1999	21.0
7. Darnell Dockett	2000	19.0
David Warren	2000	19.0
Andre Wadsworth	1997	19.0
10. Alonzo Jackson	2002	18.5

CAREER TACKLES FOR LOSS

	Years	TfLs
1. Darnell Dockett	2000-03	65.0
2. Everette Brown	2006-08	46.5
3. DeMarcus Walker	2013-16	45.0
4. Corey Simon	1996-99	44.0
Ron Simmons	1977-80	44.0
6. Travis Johnson	2001-04	42.5
7. Kevin Emanuel	2000-03	41.0
8. Brian Burns	2016-PR	39.5
Brandon Jenkins	2009-12	37.5
10. Brodrick Bunkley	2002-05	37.0

Active Leader

Joshua Kaindoh	2017-PR	13.5
Janarius Robinson	2016-PR	13.5
Marvin Wilson	2017-PR	13.5

SEASON INTERCEPTIONS

	Year	Ints
1. Terrell Buckley	1991	12
2. Tarvarus McFadden	2016	8
Monk Bonasorte	1979	8
Curt Campbell	1951	8
5. Samari Rolle	1997	7
Corey Sawyer	1992	7
LeRoy Butler	1989	7
8. Patrick Robinson	2007	6
Tay Cody	2000	6
Mario Edwards	1998	6
Corey Sawyer	1993	6
Terrell Buckley	1990	6
Larry Harris	1982	6
Bobby Butler	1979	6
J.T. Thomas	1970	6
Winfred Bailey	1964	6
Bud Whitehead	1959	6
Lee Corso	1954	6
Tom Feamster	1954	6
Tommy Brown	1952	6
Ted Hewitt	1949	6

CAREER INTERCEPTIONS

	Years	Ints
1. Terrell Buckley	1989-91	21
2. Monk Bonasorte	1977-80	15
3. Deion Sanders	1985-88	14
Lee Corso	1953-56	14
5. Corey Sawyer	1991-93	13
6. Tay Cody	1997-2000	12
Samari Rolle	1994-97	12
Brian McCrary	1981-84	12
Keith Jones	1978-80	12
Curt Campbell	1950-52	12

Active Leader

Stanford Samuels III	2017-PR	8
-----------------------------	----------------	----------

ATLANTIC COAST CONFERENCE: 2019

ACC GAMES						OVERALL								
ATLANTIC DIVISION	W	L	Pct.	PF	PA	W	L	Pct.	PF	PA	Home	Away	Neut.	Streak
Clemson	8	0	1.000	370	84	13	0	1.000	605	138	7-0	5-0	1-0	W28
Louisville	5	3	.625	282	305	7	5	.583	392	406	4-2	2-3	1-0	L1
Wake Forest	4	4	.500	241	270	8	4	.667	393	351	6-1	2-3	0-0	L1
Boston College	4	4	.500	265	263	6	6	.500	371	380	3-3	3-3	0-0	W1
Florida State	4	4	.500	207	210	6	6	.500	349	342	5-2	1-4	0-0	L1
Syracuse	2	6	.250	202	269	5	7	.417	339	368	3-3	2-4	0-0	W1
NC State	1	7	.125	129	288	4	8	.333	265	361	4-3	0-5	0-0	L6
COASTAL DIVISION	W	L	Pct.	PF	PA	W	L	Pct.	PF	PA	Home	Away	Neut.	Streak
Virginia	6	2	.750	249	186	9	4	.692	421	344	7-0	2-3	0-1	L1
Virginia Tech	5	3	.625	262	212	8	4	.667	371	284	6-1	2-3	0-0	L1
Pitt	4	4	.500	159	187	7	5	.583	241	262	4-3	3-2	0-0	L2
North Carolina	4	4	.500	246	210	6	6	.500	375	295	3-3	2-3	1-0	W2
Miami	4	4	.500	210	183	6	6	.500	334	249	4-2	2-2	0-2	L2
Duke	3	5	.375	207	239	5	7	.417	303	350	3-3	2-3	0-1	W1
Georgia Tech	2	6	.250	153	276	3	9	.250	200	389	2-5	1-4	0-0	L1

ACC BOWL SEASON

Thursday, December 26

Louisiana Tech vs. Miami - Independence	4:00 PM (ESPN)
Eastern Michigan vs. Pitt - Quick Lane	8:00 PM (ESPN)

Friday, December 27

Temple vs. North Carolina - Military	12:00 PM (ESPN)
Michigan State vs. Wake Forest - Pinstripe	3:20 PM (ESPN)

Saturday, December 28

Ohio State vs. Clemson - Fiesta (CFP Semi)	8:00 PM (ESPN)
--	----------------

Monday, December 30

Mississippi State vs. Louisville - Music City	4:00 PM (ESPN)
Florida vs. Virginia - Orange	8:00 PM (ESPN)

Tuesday, December 31

Kentucky vs. Virginia Tech - Belk	12:00 PM (ESPN)
Arizona State vs. Florida State - Sun	2:00 PM (CBS)

Thursday, January 2

Cincinnati vs. Boston College - Birmingham	3:00 PM (ESPN)
--	----------------

ACC PLAYERS OF THE YEAR

Player of the Year

Travis Etienne	RB	Clemson
----------------	----	---------

Offensive Player of the Year

Travis Etienne	RB	Clemson
----------------	----	---------

Defensive Player of the Year

Isaiah Simmons	LB	Clemson
----------------	----	---------

Rookie of the Year

Sam Howell	QB	North Carolina
------------	----	----------------

Offensive Rookie of the Year

Sam Howell	QB	North Carolina
------------	----	----------------

Defensive Rookie of the Year

Gregory Rousseau	DE	Miami
------------------	----	-------

Coach of the Year

Scott Satterfield	HC	Louisville
-------------------	----	------------

Jim Tatum Award (Academics)

Jordan Mack	LB	Virginia
-------------	----	----------

Brian Piccolo Award (Most Courageous)

Richard Yeargin	DE	Boston College
-----------------	----	----------------

Jacobs Blocking Trophy (Top Offensive Lineman)

Mekhi Becton	LT	Louisville
--------------	----	------------

FSU ACC PLAYERS OF THE WEEK

Award	Player	Opponent (Wk)
RB	Cam Akers	ULM (2)
RB	Cam Akers	Louisville (4)
DL	Marvin Wilson	Louisville (4)
QB	Alex Hornibrook	NC State (5)
DB	Cyrus Fagan	NC State (5)
ROOK	Amari Gainer	NC State (5)
RB	Cam Akers	Syracuse (9)
DB	Hamsah Nasirildeen	Syracuse (9)
WR	Tamorrion Terry	Boston College (11)
DB	Hamsah Nasirildeen	Boston College (11)
DB	Hamsah Nasirildeen	Alabama State (12)

2019 ALL-ACC

FIRST TEAM OFFENSE

QB	Trevor Lawrence	CU
RB	Travis Etienne	CU
RB	AJ Dillon	BC
WR	Sage Surratt	WF
WR	Tee Higgins	CU
WR	Tutu Atwell	UL
TE	Brevin Jordan	UM
AP	Joe Reed	VA
OT	Tremayne Anchrum	CU
OT	Mekhi Becton	UL
OG	John Simpson	CU
OG	John Phillips	BC
C	Jimmy Morrissey	UP

FIRST TEAM DEFENSE

DE	Gregory Rousseau	UM
DE	Carlos Basham	WF
DT	Jaylen Twyman	UP
DT	Marvin Wilson	FS
LB	Isaiah Simmons	CU
LB	Chazz Surratt	NC
LB	Shaquille Quarterman	UM
CB	Caleb Farley	VT
CB	A.J. Terrell	CU
S	Paris Ford	UP
S	Tanner Muse	CU

FIRST TEAM SPECIALISTS

PK	Nick Sciba	WF
P	Sterling Hofrichter	SU
SP	Joe Reed	VA

SECOND TEAM OFFENSE

QB	Bryce Perkins	VA
RB	Cam Akers	FS
RB	Javian Hawkins	UL
WR	Dazz Newsome	NC
WR	Tamorrion Terry	FS
WR	Trishton Jackson	SU
TE	Noah Gray	DU
AP	Hassan Hall	UL
OT	Charlie Heck	NC
OT	Ben Petrula	BC
OG	Gage Cervenka	CU
OG	Zion Johnson	BC
C	Sean Pollard	CU

SECOND TEAM DEFENSE

DE	Patrick Jones II	UP
DE	Victor Dimukeje	DU
DT	Larrell Murchison	NCS
DT	Tyler Davis	CU
LB	Rayshard Ashby	VT
LB	Max Richardson	BC
LB	Michael Pinckney	UM
CB	Dane Jackson	UP
CB	Derion Kendrick	CU
S	Hamsah Nasirildeen	FS
S	Andre Cisco	SU

SECOND TEAM SPECIALISTS

PK	Christopher Dunn	NCS
P	Dom Maggio	WF
SP	D. Philyaw-Johnson	DU

THIRD TEAM OFFENSE

QB	Sam Howell	NC
RB	Jordan Mason	GT
RB	Michael Carter	NC
WR	Kendall Hinton	WF
WR	Maurice Ffrench	UP
WR	Dyami Brown	NC
TE	Hunter Long	BC
AP	Maurice Ffrench	UP
OT	Justin Herron	WF
OT	Jackson Carman	CU
OG	Bryce Hargrove	UP
OG	Nate Gilliam	WF
C	Alec Lindstrom	BC

HONORABLE MENTION DEF.

CB	Stanford Samuels III	FS
----	----------------------	----

THIRD TEAM DEFENSE

DE	Xavier Thomas	CU
DE	Chris Rumph II	DU
DT	Jason Strowbridge	NC
DT	Nyles Pinckney	CU
LB	Jordan Mack	VA
LB	Lakiem Williams	SU
LB	Koby Quansah	DU
CB	Asante Samuel, Jr.	FS
CB	Essang Bassey	WF
S	K'Von Wallace	CU
S	Joey Blount	VA

THIRD TEAM SPECIALISTS

PK	Andre Szmyt	SU
P	Trenton Gill	NCS
SP	Hassan Hall	UL

GAME RECAPS

FULL BOX SCORES ONLINE AT SEMINOLES.COM

GAME 1 • SATURDAY, AUG. 31, 2019 • TALLAHASSEE, FLA.					
	1	2	3	4	F
Boise State	6	13	7	10	36
Florida State	21	10	0	0	31
SCORING SUMMARY					
First Quarter					
12:28	FS	Akers 38 yd run (Aguayo kick), 4-47, 0:43		FS 7, BSU 0	
7:49	BSU	Sachse 36 yd FG, 14-56, 4:39		FS 7, BSU 3	
7:42	FS	Terry 75 yd pass from Blackman (Aguayo kick), 1-75, 0:07		FS 14, BSU 3	
3:47	BSU	Sachse 36 yd FG, 11-56, 3:55		FS 14, BSU 6	
1:05	FS	Nabers 5 yd pass from Blackman (Aguayo kick), 10-76, 2:35		FS 21, BSU 6	
Second Quarter					
10:53	FS	Aguayo 46 yd FG, 9-61, 3:21		FS 24, BSU 6	
4:34	BSU	Mahone 1 yd run (Sachse kick), 7-40, 3:08		FS 24, BSU 13	
4:07	FS	Helton 58 yd pass from Blackman (Aguayo kick), 2-75, 0:27		FS 31, BSU 13	
2:51	BSU	Sachse 41 yd FG, 8-51, 1:16		FS 31, BSU 16	
0:00	BSU	Sachse 26 yd FG, 9-50, 1:53		FS 31, BSU 19	
Third Quarter					
2:50	BSU	Shakir 11 yd pass from Bachmeier (Sachse kick), 7-69, 1:52		FS 31, BSU 26	
Fourth Quarter					
12:44	BSU	Mahone 1 yd run (Sachse kick), 11-60, 4:09		FS 31, BSU 33	
7:27	BSU	Sachse 30 yd FG, 8-63, 3:41		FS 31, BSU 36	

TEAM STATISTICS			INDIVIDUAL STATISTICS		
	BSU	FSU	RUSHING		
FIRST DOWNS	38	19	FS - Akers - 15-116; Helton - 1-14; Matthews - 1-10; Laborn - 3-8; TEAM - 1-(-24); Blackman - 7-(-25)		
RUSHES-YDS (NET)	57-214	28-99	BSU - Mahone - 24-142; Holani - 14-70; Van Buren - 5-19; Hightower - 2-7; Cord - 1-(-2); Butler - 1-(-3); TEAM - 3-(-6); Bachmeier - 7-(-13)		
PASSING YDS (NET)	407	327	PASSING		
Passes Comp-Att-Int	30-51-1	23-34-0	FS - Blackman - 23-33-0; 327, 3 TD; Akers - 0-1-0; 0, 0 TD		
TOTAL OFFENSE PLAYS-YDS	108-621	62-426	BSU - Bachmeier - 30-51-1; 407, 1 TD		
Fumble Returns-Yards	1-16	1-20	RECEIVING		
Punt Returns-Yards	1-(-3)	1-22	FS - Terry - 4-39; Gavin - 4-39; Matthews - 4-19; O. Wilson - 3-26; Thompson - 2-50; Akers - 2-12; Helton - 1-58; McDonald - 1-11; McKitty - 1-8; Nabers - 1-5		
Kickoff Returns-Yards	1-20	1-17	BSU - Shakir - 8-78; Thomas - 5-103; Butler - 5-58; Bates - 3-51; Holani - 2-33; Evans - 2-25; Hightower - 2-25; Van Buren - 2-7; Mahone - 1-27		
Interception Returns-Yards	0-0	1-4			
Punts (Number-Avg)	4-39.0	7-44.0			
Fumbles-Lost	5-2	4-2			
Penalties-Yards	6-35	5-44			
Possession Time	40:03	19:57			
Third-Down Conversions	10 of 19	1 of 12			
Fourth-Down Conversions	0 of 0	1 of 2			
Red-Zone Scores-Chances	8-8	2-2			
Sacks By: Number-Yards	4-30	6-37			
Attendance: 50,917					

GAME 3 • SATURDAY, SEPT. 14, 2019 • CHARLOTTESVILLE, VA.					
	1	2	3	4	F
Florida State	0	14	3	7	24
#25 Virginia	3	7	0	21	31
SCORING SUMMARY					
First Quarter					
0:45	VA	Delaney 49 yd FG, 9-48, 4:35		VA 3, FS 0	
Second Quarter					
12:21	FS	Nabers 10 yd pass from Blackman (Aguayo kick), 3-39, 0:48		VA 3, FS 7	
8:58	VA	Taulapapa 3 yd run (Delaney kick), 6-75, 3:23		VA 10, FS 7	
0:38	FS	Akers 3 yd pass from Blackman (Aguayo kick), 8-87, 2:45		VA 10, FS 14	
Third Quarter					
5:48	FS	Aguayo 53 yd FG, 6-23, 1:59		VA 10, FS 17	
Fourth Quarter					
14:15	VA	Reed 12 yd pass from Perkins (Delaney kick), 11-75, 6:33		VA 17, FS 17	
11:42	FS	Helton 17 yd pass from Blackman (Aguayo kick), 8-75, 2:33		VA 17, FS 24	
6:02	VA	Taulapapa 1 yd run (Delaney kick failed), 11-75, 5:40		VA 23, FS 24	
2:34	VA	Taulapapa 2 yd run (Perkins rush), 6-72, 2:20		VA 31, FS 24	

TEAM STATISTICS			INDIVIDUAL STATISTICS		
	FSU	UVA	RUSHING		
FIRST DOWNS	21	27	FS - Akers - 18-83; Laborn - 3-27; Helton - 1-5; TEAM - 1-(-4); Blackman - 6-(-11)		
RUSHES-YDS (NET)	29-95	32-120	UVA - Taulapapa - 18-53; Perkins - 12-46; Reed - 1-22; Kier - 1-(-1)		
PASSING YDS (NET)	234	295	PASSING		
Passes Comp-Att-Int	22-37-0	30-41-2	FS - Blackman - 22-37-0; 234, 3 TD		
TOTAL OFFENSE PLAYS-YDS	66-329	73-415	UVA - Perkins - 30-41-2; 295, 1 TD		
Fumble Returns-Yards	0-0	0-0	RECEIVING		
Punt Returns-Yards	0-0	2-0	FS - Helton - 5-34; Terry - 4-78; McKitty - 4-70; Akers - 3-9; Laborn - 2-11; O. Wilson - 2-4; Harrison - 1-18; Nabers - 1-10		
Kickoff Returns-Yards	0-0	1-35	UVA - Reed - 8-83; Jana - 7-85; Dubois - 7-75; Cowley - 3-21; Atkins - 3-11; Kemp IV - 2-20		
Interception Returns-Yards	2-0	0-0			
Punts (Number-Avg)	6-42.3	4-42.5			
Fumbles-Lost	0-0	0-0			
Penalties-Yards	10-83	9-97			
Possession Time	20:16	39:44			
Third-Down Conversions	7 of 16	5 of 12			
Fourth-Down Conversions	0 of 0	1 of 1			
Red-Zone Scores-Chances	3-4	4-5			
Sacks By: Number-Yards	2-10	3-14			
Attendance: 57,826					

GAME 2 • SATURDAY, SEPT. 7, 2019 • TALLAHASSEE, FLA.					
	1	2	3	4	OT
ULM	0	7	14	17	6
Florida State	14	10	0	14	7
SCORING SUMMARY					
First Quarter					
11:51	FS	Akers 9 yd run (Aguayo kick), 9-70, 2:21		FS 7, ULM 0	
4:06	FS	Harrison 19 yd pass from Blackman (Aguayo kick), 13-80, 4:42		FS 14, ULM 0	
Second Quarter					
14:26	FS	Blackman 6 yd run (Aguayo kick), 7-40, 2:37		FS 21, ULM 0	
3:43	ULM	Pederson 33 yd pass from Evans (Meeks kick), 5-44, 1:34		FS 21, ULM 7	
0:00	FS	Aguayo 36 yd FG, 9-31, 3:36		FS 24, ULM 7	
Third Quarter					
8:55	ULM	Straughter 57 yd interception return (Meeks kick)		FS 24, ULM 14	
2:59	ULM	Evans 10 yd run (Meeks kick), 7-46, 3:39		FS 24, ULM 21	
Fourth Quarter					
13:22	FS	Matthews 7 yd pass from Blackman (Aguayo kick), 12-8, 4:33		FS 31, ULM 21	
9:47	ULM	Brown 2 yd pass from Evans (Meeks kick), 9-80, 3:35		FS 31, ULM 28	
7:41	ULM	Johnson 1 yd run (Meeks kick), 4-33, 1:16		FS 31, ULM 35	
6:09	FS	Akers 44 yd pass from Blackman (Aguayo kick), 5-75, 1:32		FS 38, ULM 35	
1:30	ULM	Meeks 24 yd FG, 13-68, 4:39		FS 38, ULM 38	
Overtime					
	FS	Akers 4 yd run (Aguayo kick), 6-25		FS 45, ULM 38	
	ULM	Evans 5 yd run (Meeks kick failed), 3-25		FS 45, ULM 44	

TEAM STATISTICS			INDIVIDUAL STATISTICS		
	ULM	FSU	RUSHING		
FIRST DOWNS	26	30	FS - Akers - 36-193; Laborn - 6-19; Blackman - 6-5; Matthews - 2-2		
RUSHES-YDS (NET)	41-178	50-219	ULM - Johnson - 26-126; Evans - 10-32; Vaughn - 4-17; Phillips - 1-3		
PASSING YDS (NET)	241	282	PASSING		
Passes Comp-Att-Int	23-38-0	30-40-2	FS - Blackman - 30-40-2; 282, 3 TD		
TOTAL OFFENSE PLAYS-YDS	79-419	90-501	ULM - Evans - 23-38-0; 241, 2 TD		
Fumble Returns-Yards	1-9	0-0	RECEIVING		
Punt Returns-Yards	1-5	2-32	FS - Matthews - 7-47; Terry - 6-57; Akers - 5-55; Harrison - 3-43; O. Wilson - 3-36; McKitty - 2-21; Gavin - 2-16; W. Thompson - 1-7; C. McDonald - 1-0		
Kickoff Returns-Yards	2-30	5-135	ULM - Pederson - 6-85; McCray - 6-52; Brown - 5-55; Hodoh - 2-26; Lamm - 1-8; Jackson - 1-7; Batiste - 1-5; Johnson - 1-3		
Interception Returns-Yards	2-58	0-0			
Punts (Number-Avg)	6-45.7	5-42.8			
Fumbles-Lost	2-1	1-1			
Penalties-Yards	9-74	11-108			
Possession Time	30:41	29:19			
Third-Down Conversions	6 of 15	10 of 19			
Fourth-Down Conversions	1 of 2	0 of 0			
Red-Zone Scores-Chances	5-6	6-6			
Sacks By: Number-Yards	2-10	1-4			
Attendance: 52,969					

GAME 4 • SATURDAY, SEPT. 21, 2019 • TALLAHASSEE, FLA.					
	1	2	3	4	F
Louisville	0	7	10	7	24
Florida State	21	0	0	14	35
SCORING SUMMARY					
First Quarter					
9:11	FS	Akers 1 yd run (Aguayo kick), 8-73, 2:19		FS 7, UL 0	
2:48	FS	Helton 44 yd pass from Hornibrook (Aguayo kick), 2-61, 0:25		FS 14, UL 0	
0:00	FS	Akers 4 yd run (Aguayo kick), 4-39, 1:30		FS 21, UL 0	
Second Quarter					
0:44	UL	Atwell 9 yd pass from Cunningham (Creque kick), 16-66, 6:22		FS 21, UL 7	
Third Quarter					
7:55	UL	Creque 30 yd FG, 8-53, 3:33		FS 21, UL 10	
1:57	UL	Cunningham 4 yd run (Creque kick), 7-76, 2:44		FS 21, UL 17	
Fourth Quarter					
14:22	UL	Fitzpatrick 74 yd pass from Cunningham (Creque kick), 3-85, 1:09		FS 21, UL 24	
7:25	FS	Terry 60 yd pass from Hornibrook (Aguayo kick), 6-87, 2:14		FS 28, UL 24	
1:37	FS	Akers 1 yd run (Aguayo kick), 10-46, 4:16		FS 35, UL 24	

TEAM STATISTICS			INDIVIDUAL STATISTICS		
	UL	FSU	RUSHING		
FIRST DOWNS	18	26	FS - Akers - 29-112; Hornibrook - 3-18; Laborn - 2-18; Blackman - 5-13; Harrison - 1-(-5); TEAM - 1-(-16)		
RUSHES-YDS (NET)	47-124	41-140	UL - Hall - 11-57; Hawkins - 17-52; Peterson - 1-9; Cunningham - 1-75; Burkley - 1-1		
PASSING YDS (NET)	286	382	PASSING		
Passes Comp-Att-Int	16-28-1	26-34-0	FS - Hornibrook - 15-20-0; 255, 2 TD; Blackman - 11-14-0; 127, 0 TD		
TOTAL OFFENSE PLAYS-YDS	75-410	75-522	UL - Cunningham - 16-27-1; 286, 2 TD; TEAM - 0-1-0; 0, 0 TD		
Fumble Returns-Yards	0-0	0-0	RECEIVING		
Punt Returns-Yards	1-10	3-14	FS - Helton - 7-96; Harrison - 4-54; Nabers - 3-45; Matthews - 3-44; Akers - 3-21; Terry - 2-73; O. Wilson - 2-24; McKitty - 1-17; W. Thompson - 1-8		
Kickoff Returns-Yards	2-37	1-18	UL - Fitzpatrick - 7-133; Atwell - 5-69; Ford - 1-48; Davis - 1-18; Hall - 1-10; Martin - 1-8		
Interception Returns-Yards	0-0	1-3			
Punts (Number-Avg)	6-44.2	4-42.0			
Fumbles-Lost	2-1	1-0			
Penalties-Yards	7-54	5-36			
Possession Time	33:42	26:18			
Third-Down Conversions	5 of 17	5 of 14			
Fourth-Down Conversions	2 of 3	0 of 1			
Red-Zone Scores-Chances	3-3	3-4			
Sacks By: Number-Yards	2-7	6-27			
Attendance: 46,530					

GAME RECAPS

FULL BOX SCORES ONLINE AT SEMINOLES.COM

GAME 5 • SATURDAY, SEPT. 28, 2019 • TALLAHASSEE, FLA.

	1	2	3	4	F
NC State	0	6	0	7	13
Florida State	3	14	7	7	31

SCORING SUMMARY

First Quarter					
5:40	FS	Aguayo 37 yd FG, 11-40, 4:21		FS 3, NCS 0	
Second Quarter					
14:20	NCS	Dunn 29 yd FG, 6-18, 3:03		FS 3, NCS 3	
6:25	NCS	Dunn 26 yd FG, 10-51, 3:55		FS 3, NCS 6	
4:59	FS	Terry 43 yd pass from Hornibrook (Aguayo kick), 5-75, 1:26		FS 10, NCS 6	
0:58	FS	O. Wilson 40 yd pass from Hornibrook (Aguayo kick), 5-61, 1:51		FS 17, NCS 6	
Third Quarter					
0:59	FS	Terry 9 yd pass from Hornibrook (Grothaus kick), 6-51, 2:30		FS 24, NCS 6	
Fourth Quarter					
13:04	NCS	Emezic 3 yd pass from Hockman (Dunn kick), 6-75, 2:55		FS 24, NCS 13	
9:13	FS	Akers 41 yd run (Grothaus kick), 8-75, 3:51		FS 31, NCS 13	

TEAM STATISTICS

	NCSU	FSU
FIRST DOWNS	24	22
RUSHES-YDS (NET)	28-88	32-53
PASSING YDS (NET)	282	316
Passes Comp-Att-Int	28-52-0	29-40-0
TOTAL OFFENSE PLAYS-YDS	80-370	72-369
Fumble Returns-Yards	0-0	1-2
Punt Returns-Yards	2-10	4-24
Kickoff Returns-Yards	0-0	1-58
Interception Returns-Yards	0-0	0-0
Punts (Number-Avg)	6-47.5	7-40.0
Fumbles-Lost	3-2	1-0
Penalties-Yards	8-57	13-99
Possession Time	29:11	30:49
Third-Down Conversions	4 of 16	5 of 15
Fourth-Down Conversions	1 of 3	1 of 1
Red-Zone Scores-Chances	3-4	2-2
Sacks By: Number-Yards	8-45	2-15
Attendance: 60,351		

INDIVIDUAL STATISTICS

RUSHING	
FS - Akers - 17-83; Laborn - 3-12; TEAM - 2(-2); Hornibrook - 10(-40)	
NCSU - Houston - 9-61; Person - 7-26; Knight - 7-24; Leary - 1(-4); McKay - 1(-5); Hockman - 3(-14)	
PASSING	
FS - Hornibrook - 29-40-0; 316, 3 TD	
NCSU - Hockman - 21-40-0; 208, 1 TD; McKay - 3-7-0; 20, 0 TD; Leary - 4-5-0; 54, 0 TD	
RECEIVING	
FS - Terry - 5-77; Harrison - 5-7; O. Wilson - 4-91; Helton - 3-44; Matthews - 2-27; W. Thompson - 2-26; Gavin - 2-16; Akers - 2-11; McKitty - 2-11; Laborn - 2-6	
NCSU - Hines - 6-24; Carter - 4-68; Angeline - 4-56; Thomas - 4-37; Emezic - 3-29; Powell - 3-22; Fisher - 2-41; Pennix - 1-5; Houston - 1-0	

GAME 6 • SATURDAY, OCT. 12, 2019 • CLEMSON, S.C.

	1	2	3	4	F
Florida State	0	0	7	7	14
#2 Clemson	14	14	14	3	45

SCORING SUMMARY

First Quarter					
12:09	CU	Etienne 3 yd pass from Lawrence (Potter kick), 6-75, 2:51		CU 7, FS 0	
4:41	CU	Lawrence 8 yd run (Potter kick), 9-66, 3:49		CU 14, FS 0	
Second Quarter					
13:13	CU	Ross 10 yd pass from Lawrence (Potter kick), 11-57, 5:00		CU 21, FS 0	
8:58	CU	Ross 8 yd pass from Lawrence (Potter kick), 6-78, 2:44		CU 28, FS 0	
Third Quarter					
11:49	CU	Rodgers 29 yd run (Sawicki kick), 5-67, 2:13		CU 35, FS 0	
9:39	CU	Kendrick 38 yd interception return (Sawicki kick)		CU 42, FS 0	
2:02	FS	Terry 64 yd pass from Hornibrook (Aguayo kick), 3-75, 0:37		CU 42, FS 7	
Fourth Quarter					
4:58	CU	Sawicki 26 yd FG, 8-41, 3:31		CU 45, FS 7	
2:41	FS	Laborn 40 yd run (Aguayo kick), 6-75, 2:11		CU 45, FS 14	

TEAM STATISTICS

	FSU	CU
FIRST DOWNS	10	31
RUSHES-YDS (NET)	23-103	53-320
PASSING YDS (NET)	150	232
Passes Comp-Att-Int	17-35-3	24-38-1
TOTAL OFFENSE PLAYS-YDS	58-253	91-552
Fumble Returns-Yards	0-0	0-0
Punt Returns-Yards	1-9	0-0
Kickoff Returns-Yards	2-42	0-0
Interception Returns-Yards	1-0	3-48
Punts (Number-Avg)	9-38.0	4-39.2
Fumbles-Lost	2-1	1-1
Penalties-Yards	7-68	6-65
Possession Time	20:23	39:37
Third-Down Conversions	2 of 13	5 of 16
Fourth-Down Conversions	0 of 1	1 of 3
Red-Zone Scores-Chances	0-0	5-7
Sacks By: Number-Yards	0-0	3-15
Attendance: 80,500		

INDIVIDUAL STATISTICS

RUSHING	
FS - Laborn - 8-69; Akers - 9-34; Harrison - 1-11; Blackman - 3(-3); Hornibrook - 2(-8)	
CU - Etienne - 17-127; Dixon - 10-49; Lawrence - 6-40; Rodgers - 1-29; Rencher - 3-27; Mellusi - 5-22; Phommachanh - 5-16; Brice - 2-10; Thomas - 1-1; Dukes - 3(-1)	
PASSING	
FS - Blackman - 9-23-2; 66, 0 TD; Hornibrook - 8-12-1; 84, 1 TD	
CU - Lawrence - 17-25-1; 170, 3 TD; Brice - 5-9-0; 35, 0 TD; Phommachanh - 1-3-0; 4, 0 TD; Etienne - 1-1-0; 23, 0 TD	
RECEIVING	
FS - Harrison - 5-3; Matthews - 3-26; Terry - 2-83; McKitty - 2-19; O. Wilson - 2-8; Helton - 1-7; McDonald - 1-4; Laborn - 1-0	
CU - Ross - 5-61; Rodgers - 5-44; Higgins - 2-44; Ngata - 2-35; Powell - 2-7; Chase - 1-8; Overton - 1-8; Chalk - 1-8; Dixon - 1-7; Ladson - 1-4; Price - 1-3; Etienne - 1-3; Lawrence - 1-0	

GAME 7 • SATURDAY, OCT. 19, 2019 • WINSTON-SALEM, N.C.

	1	2	3	4	F
Florida State	0	14	0	6	20
Wake Forest	6	6	0	10	22

SCORING SUMMARY

First Quarter					
12:50	WF	Sciba 21 yd FG, 9-72, 2:10		WF 3, FS 0	
4:47	WF	Sciba 25 yd FG, 8-58, 3:22		WF 6, FS 0	
Second Quarter					
14:52	WF	Sciba 25 yd FG, 12-65, 3:35		WF 9, FS 0	
13:21	FS	Akers 2 yd run (Aguayo kick), 6-75, 1:31		WF 9, FS 7	
9:15	WF	Sciba 27 yd FG, 6-60, 4:51		WF 12, FS 7	
1:08	FS	Akers 19 yd pass from Blackman (Aguayo kick), 12-87, 3:48		WF 12, FS 14	
Fourth Quarter					
14:25	WF	Carney 3 yd run (Sciba kick), 6-61, 1:35		WF 19, FS 14	
11:22	FS	Terry 36 yd pass from Blackman (2-pt try failed), 8-75, 3:03		WF 19, FS 20	
4:18	WF	Sciba 25 yd FG, 10-62, 4:27		WF 22, FS 20	

TEAM STATISTICS

	FSU	WF
FIRST DOWNS	28	20
RUSHES-YDS (NET)	46-169	40-116
PASSING YDS (NET)	280	308
Passes Comp-Att-Int	27-43-1	21-38-0
TOTAL OFFENSE PLAYS-YDS	89-449	78-424
Fumble Returns-Yards	0-0	0-0
Punt Returns-Yards	1-8	3-11
Kickoff Returns-Yards	2-34	1-16
Interception Returns-Yards	0-0	1-0
Punts (Number-Avg)	6-41.5	8-46.6
Fumbles-Lost	3-1	2-0
Penalties-Yards	8-69	4-38
Possession Time	32:51	27:09
Third-Down Conversions	7 of 17	6 of 19
Fourth-Down Conversions	2 of 3	0 of 0
Red-Zone Scores-Chances	2-3	6-6
Sacks By: Number-Yards	0-0	1-7
Attendance: 24,782		

INDIVIDUAL STATISTICS

RUSHING	
FS - Akers - 30-157; Laborn - 5-12; Blackman - 9-8; TEAM - 2(-8)	
WF - Carney - 16-54; Hartman - 15-43; Beal-Smith - 8-20; Walker - 1(-1)	
PASSING	
FS - Blackman - 27-43-1; 280, 2 TD	
WF - Hartman - 21-38-0; 308, 0 TD	
RECEIVING	
FS - McKitty - 5-44; Terry - 4-55; Akers - 4-42; O. Wilson - 4-38; Matthews - 3-27; Nabers - 2-31; Harrison - 2-18; Gavin - 1-15; Laborn - 1-11; McDonald - 1(-1)	
WF - Surratt - 7-170; Hinton - 7-93; Washington - 3-25; Freudenthal - 2-12; Chapman - 2-8	

GAME 8 • SATURDAY, OCT. 26, 2019 • TALLAHASSEE, FLA.

	1	2	3	4	F
Syracuse	0	3	0	14	17
Florida State	13	8	14	0	35

SCORING SUMMARY

First Quarter					
11:48	FS	Akers 23 yd run (Grothaus kick failed), 5-60, 1:28		FS 6, SU 0	
8:22	FS	Akers 3 yd run (Grothaus kick), 6-72, 1:55		FS 13, SU 0	
Second Quarter					
14:54	SU	Szmyt 50 yd FG, 7-18, 2:06		FS 13, SU 3	
1:35	FS	Akers 6 yd run (Akers run), 8-72, 2:44		FS 21, SU 3	
Third Quarter					
13:18	FS	Akers 7 yd run (Grothaus kick), 5-41, 1:42		FS 28, SU 3	
2:24	FS	Laborn 2 yd run (Grothaus kick), 16-85, 4:41		FS 35, SU 3	
Fourth Quarter					
13:04	SU	Adams 2 yd run (Szmyt kick), 13-75, 4:20		FS 35, SU 10	
6:04	SU	Neal 1 yd run (Szmyt kick), 13-72, 4:18		FS 35, SU 17	

TEAM STATISTICS

	SU	FSU
FIRST DOWNS	21	26
RUSHES-YDS (NET)	51-192	47-241
PASSING YDS (NET)	151	246
Passes Comp-Att-Int	20-33-0	19-32-0
TOTAL OFFENSE PLAYS-YDS	84-343	79-487
Fumble Returns-Yards	0-0	0-0
Punt Returns-Yards	1-4	0-0
Kickoff Returns-Yards	0-0	0-0
Interception Returns-Yards	0-0	0-0
Punts (Number-Avg)	6-43.2	5-38.2
Fumbles-Lost	0-0	0-0
Penalties-Yards	14-107	11-76
Possession Time	28:15	31:45
Third-Down Conversions	13 of 23	8 of 16
Fourth-Down Conversions	0 of 1	2 of 3
Red-Zone Scores-Chances	2-3	4-5
Sacks By: Number-Yards	2-13	7-24
Attendance: 50,517		

INDIVIDUAL STATISTICS

RUSHING	
FS - Akers - 20-144; Laborn - 17-68; Sheffield - 2-17; Blackman - 3-11; Hornibrook - 4-10; Terry - 1(-9)	
SU - Neal - 20-74; Adams - 11-56; Howard - 6-32; DeVito - 13-32; Jackson - 1(-2)	
PASSING	
FS - Hornibrook - 15-26-0; 196, 0 TD; Akers - 2-3-0; 26, 0 TD; Blackman - 2-3-0; 24, 0 TD	
SU - DeVito - 20-33-0; 151, 0 TD	
RECEIVING	
FS - McKitty - 4-40; Matthews - 3-39; Terry - 2-84; Laborn - 2-26; Gavin - 2-12; Akers - 2-1; Young - 1-29; Harrison - 1-15; McDonald - 1-5; Dent - 1(-5)	
SU - Jackson - 5-57; Howard - 4-24; Adams - 3-30; Riley - 3-15; Neal - 3-10; Hackett - 1-14; Johnson - 1-1	

GAME RECAPS

FULL BOX SCORES ONLINE AT SEMINOLES.COM

GAME 9 • SATURDAY, NOV. 2, 2019 • TALLAHASSEE, FLA.					
	1	2	3	4	F
Miami	7	10	0	10	27
Florida State	0	3	7	0	10
SCORING SUMMARY					
First Quarter					
9:10	UM	Thomas 39 yd pass from Williams (Price kick), 5-80, 1:51		UM 7, FS 0	
Second Quarter					
10:15	FS	Aguayo 37 yd FG, 17-54, 6:48		UM 7, FS 3	
3:58	UM	Dallas 6 yd run (Price kick), 4-46, 2:03		UM 14, FS 3	
0:00	UM	Price 29 yd FG, 10-33, 2:28		UM 17, FS 3	
Third Quarter					
10:31	FS	Akers 18 yd pass from Hornbrook (Grothaus kick), 6-62, 1:39		UM 17, FS 10	
Fourth Quarter					
12:05	UM	Wiggins 56 yd pass from Williams (Price kick), 1-56, 0:09		UM 24, FS 10	
6:27	UM	Price 32 yd FG, 8-43, 3:42		UM 27, FS 10	

TEAM STATISTICS			INDIVIDUAL STATISTICS		
	UM	FSU	RUSHING		
FIRST DOWNS	13	15	FS - Akers - 22-66; Laborn - 4-9; Blackman - 2-8; Matthews - 1-6; Harrison - 1-6; TEAM - 1-(-13); Hornbrook - 10-(-51)		
RUSHES-YDS (NET)	24-40	41-31	UM - Dallas - 18-61; Harris - 2-(-5); Williams - 4-(-16)		
PASSING YDS (NET)	313	172	PASSING		
Passes Comp-Att-Int	21-37-0	20-28-2	FS - Hornbrook - 17-24-1; 135, 1 TD; Akers - 2-2-0; 24, 0 TD; Blackman - 1-2-1; 13, 0 TD		
TOTAL OFFENSE PLAYS-YDS	61-353	69-203	UM - Williams - 21-37-0; 313, 2 TD		
Fumble Returns-Yards	0-0	0-0	RECEIVING		
Punt Returns-Yards	3-44	1-7	FS - Terry - 4-40; Matthews - 4-24; Nabers - 3-40; Akers - 3-23; Gavin - 2-19; McKitty - 2-11; Laborn - 1-9; Hornbrook - 1-6		
Kickoff Returns-Yards	1-13	1-23	UM - Jordan - 6-48; Thomas - 4-84; Wiggins - 4-74; Osborn - 3-21; Dallas - 2-44; Harley - 1-34; Pope - 1-8		
Interception Returns-Yards	2-26	0-0			
Punts (Number-Avg)	5-45.8	8-35.4			
Fumbles-Lost	1-1	0-0			
Penalties-Yards	6-65	10-75			
Possession Time	28:24	31:36			
Third-Down Conversions	3 of 15	5 of 17			
Fourth-Down Conversions	2 of 3	0 of 2			
Red-Zone Scores-Chances	3-4	2-2			
Sacks By: Number-Yards	9-66	2-15			
Attendance: 63,995					

GAME 11 • SATURDAY, NOV. 16, 2019 • TALLAHASSEE, FLA.					
	1	2	3	4	F
Alabama State	3	3	6	0	12
Florida State	14	7	14	14	49
SCORING SUMMARY					
First Quarter					
12:31	ASU	Hanson 19 yd FG, 7-49, 2:29		FS 0, ASU 3	
12:22	FS	Terry 69 yd pass from Blackman (Aguayo kick), 1-69, 0:09		FS 7, ASU 3	
8:00	FS	Laborn 4 yd run (Aguayo kick), 8-60, 2:14		FS 14, ASU 3	
Second Quarter					
11:55	FS	Harrison 39 yd pass from Blackman (Aguayo kick), 6-79, 2:15		FS 21, ASU 3	
5:48	ASU	Hanson 35 yd FG, 12-47, 6:07		FS 21, ASU 6	
Third Quarter					
13:46	ASU	Booker 34 yd pass from Davis (2-pt try failed), 3-34, 0:40		FS 21, ASU 12	
12:03	FS	Laborn 1 yd run (Aguayo kick), 4-41, 1:35		FS 28, ASU 12	
1:02	FS	Nasirildeen 80 yd interception return (Aguayo kick)		FS 35, ASU 12	
Fourth Quarter					
9:45	FS	Matthews 12 yd pass from Blackman (Aguayo kick), 7-82, 2:20		FS 42, ASU 12	
0:27	FS	Sheffield 2 yd run (Aguayo kick), 7-85, 3:06		FS 49, ASU 12	

TEAM STATISTICS			INDIVIDUAL STATISTICS		
	ASU	FSU	RUSHING		
FIRST DOWNS	21	15	FS - Travis - 4-69; Laborn - 12-55; Blackman - 4-53; Sheffield - 7-31		
RUSHES-YDS (NET)	36-80	27-208	ASU - Gray - 16-25; Merritt - 6-24; Norris - 3-20; Bell - 7-13; Davis - 4-(-2)		
PASSING YDS (NET)	270	317	PASSING		
Passes Comp-Att-Int	28-44-2	16-29-1	FS - Blackman - 13-22-1; 246, 3 TD; Travis - 3-7-0; 71, 0 TD		
TOTAL OFFENSE PLAYS-YDS	80-350	56-525	ASU - Davis - 27-39-1; 262, 1 TD; Even - 1-5-1; 8, 0 TD		
Fumble Returns-Yards	1-8	0-0	RECEIVING		
Punt Returns-Yards	1-0	3-8	FS - Terry - 4-90; Harrison - 3-94; Nabers - 2-68; Gavin - 2-24; Young - 2-23; Matthews - 1-12; Laborn - 1-3; Dent - 1-3		
Kickoff Returns-Yards	1-44	1-34	ASU - Booker - 6-84; Jefferson - 5-67; Allen - 5-18; Bell - 4-35; Ferrell - 3-22; Gray - 1-22; Norris - 1-8; Merritt - 1-6; Farmer - 1-5; Knight - 1-3		
Interception Returns-Yards	1-9	2-87			
Punts (Number-Avg)	5-43.2	4-37.0			
Fumbles-Lost	0-0	1-1			
Penalties-Yards	5-50	7-65			
Possession Time	40:40	19:20			
Third-Down Conversions	8 of 20	5 of 11			
Fourth-Down Conversions	1 of 1	1 of 1			
Red-Zone Scores-Chances	2-3	4-4			
Sacks By: Number-Yards	1-2	2-10			
Attendance: 52,857					

GAME 10 • SATURDAY, NOV. 9, 2019 • CHESTNUT HILL, MASS.					
	1	2	3	4	F
Florida State	3	7	14	14	38
Boston College	7	7	0	17	31
SCORING SUMMARY					
First Quarter					
9:22	BC	White 17 yd pass from Grosel (Boumerhi kick), 14-75, 5:38		FS 0, BC 7	
5:51	FS	Aguayo 20 yd FG, 11-51, 3:22		FS 3, BC 7	
Second Quarter					
5:12	BC	Bailey 11 yd run (Boumerhi kick), 6-61, 2:06		FS 3, BC 14	
4:31	FS	Terry 74 yd pass from Blackman (Aguayo kick), 2-84, 0:35		FS 10, BC 14	
Third Quarter					
12:24	FS	Travis 26 yd run (Aguayo kick), 7-65, 2:36		FS 17, BC 14	
2:23	FS	Akers 13 yd run (Aguayo kick), 10-63, 3:54		FS 24, BC 14	
Fourth Quarter					
12:10	BC	Boumerhi 30 yd FG, 15-57, 5:08		FS 24, BC 17	
2:33	BC	Grosel 1 yd run (Boumerhi kick), 13-90, 7:08		FS 24, BC 24	
1:48	FS	Matthews 60 yd pass from Blackman (Aguayo kick), 2-59, 0:39		FS 31, BC 24	
1:03	FS	Travis 66 yd run (Aguayo kick), 3-67, 0:20		FS 38, BC 24	
0:14	BC	White 20 yd pass from Grosel (Boumerhi kick), 4-75, 0:49		FS 38, BC 31	

TEAM STATISTICS			INDIVIDUAL STATISTICS		
	FSU	BC	RUSHING		
FIRST DOWNS	19	31	FS - Travis - 3-94; Akers - 18-59; Blackman - 8-29; Harrison - 1-(-2); TEAM - 1-(-2)		
RUSHES-YDS (NET)	31-178	64-281	BC - Dillon - 40-165; Bailey - 12-67; Grosel - 7-30; White - 1-8; Flowers - 2-7; Levy - 2-4		
PASSING YDS (NET)	346	227	PASSING		
Passes Comp-Att-Int	18-26-0	20-29-1	FS - Blackman - 18-26-0; 346, 2 TD		
TOTAL OFFENSE PLAYS-YDS	57-524	93-508	BC - Grosel - 20-29-1; 227, 2 TD		
Fumble Returns-Yards	0-0	0-0	RECEIVING		
Punt Returns-Yards	1-(-10)	0-0	FS - Terry - 7-156; Akers - 4-49; Matthews - 3-80; Harrison - 3-37; McDonald - 1-24		
Kickoff Returns-Yards	3-80	3-77	BC - White - 5-62; Burt - 4-66; Dillon - 3-25; Williams - 2-28; Idrizi - 2-27; Flowers - 2-1; Levy - 1-9; Bailey - 1-9		
Interception Returns-Yards	1-0	0-0			
Punts (Number-Avg)	4-26.2	2-45.5			
Fumbles-Lost	2-0	2-0			
Penalties-Yards	11-61	6-60			
Possession Time	21:35	38:25			
Third-Down Conversions	6 of 12	14 of 20			
Fourth-Down Conversions	1 of 1	0 of 1			
Red-Zone Scores-Chances	2-2	5-6			
Sacks By: Number-Yards	1-10	0-0			
Attendance: 37,312					

GAME 12 • SATURDAY, NOV. 30, 2019 • GAINESVILLE, FLA.					
	1	2	3	4	F
Florida State	7	0	10	0	17
#8 Florida	7	23	7	3	40
SCORING SUMMARY					
First Quarter					
10:19	UF	Swain 19 yd pass from Trask (McPherson kick), 11-75, 4:41		UF 7, FS 0	
5:59	FS	Travis 1 yd run (Aguayo kick), 10-75, 4:20		UF 7, FS 7	
Second Quarter					
13:46	UF	Pierce 1 yd run (McPherson kick failed), 13-75, 7:13		UF 13, FS 7	
10:55	UF	Swain 23 yd pass from Trask (McPherson kick), 3-85, 1:30		UF 20, FS 7	
5:06	UF	Jefferson 13 yd pass from Trask (McPherson kick), 5-40, 1:23		UF 27, FS 7	
0:10	UF	McPherson 50 yd FG, 8-51, 1:32		UF 30, FS 7	
Third Quarter					
12:13	FS	Aguayo 48 yd FG, 10-44, 2:47		UF 30, FS 10	
6:34	UF	Jefferson 6 yd pass from Jones (McPherson kick), 11-75, 5:39		UF 37, FS 10	
4:53	FS	Akers 50 yd run (Aguayo kick), 5-75, 1:36		UF 37, FS 17	
Fourth Quarter					
14:56	UF	McPherson 21 yd FG, 11-52, 4:51		UF 40, FS 17	

TEAM STATISTICS			INDIVIDUAL STATISTICS		
	FSU	UF	RUSHING		
FIRST DOWNS	13	26	FS - Akers - 17-102; Travis - 5-7; Blackman - 9-(-40)		
RUSHES-YDS (NET)	31-69	25-77	UF - Jones - 7-33; Perine - 4-18; Trask - 4-16; Pierce - 5-5; Hammond - 1-5; Davis - 2-1; Townsend - 1-0; Toney - 1-(-1)		
PASSING YDS (NET)	181	390	PASSING		
Passes Comp-Att-Int	16-25-0	35-48-0	FS - Blackman - 14-23-0; 150, 0 TD; Travis - 1-1-0; 6, 0 TD; Matthews - 1-1-0; 25, 0 TD		
TOTAL OFFENSE PLAYS-YDS	56-250	73-467	UF - Trask - 30-41-0; 343, 3 TD; Jones - 5-6-0; 47, 1 TD; Toney - 0-1-0; 0, 0 TD		
Fumble Returns-Yards	0-0	0-0	RECEIVING		
Punt Returns-Yards	0-0	1-12	FS - Terry - 7-131; Nabers - 3-22; Matthews - 3-10; Akers - 2-2; Gavin - 1-16		
Kickoff Returns-Yards	2-42	1-40	UF - Swain - 5-62; Jefferson - 5-48; Pitts - 5-44; Toney - 4-65; Cleveland - 4-44; Perine - 3-40; Hammond - 3-39; Copeland - 3-19; Grimes - 2-14; Krull - 1-15		
Interception Returns-Yards	0-0	0-0			
Punts (Number-Avg)	6-43.8	2-39.0			
Fumbles-Lost	1-0	0-0			
Penalties-Yards	13-97	3-25			
Possession Time	26:06	33:54			
Third-Down Conversions	5 of 14	8 of 16			
Fourth-Down Conversions	1 of 1	2 of 3			
Red-Zone Scores-Chances	2-3	5-5			
Sacks By: Number-Yards	0-0	8-56			
Attendance: 89,409					

SEASON STATS: GAME-BY-GAME STARTS

	BSU	ULM	UVA	UL	NCS	CU	WF	SYR	UM	BC	ASU	UF	ARIZ ST
QB	Blackman	Blackman	Blackman	Blackman	Hornibrook	Blackman	Blackman	Hornibrook	Hornibrook	Blackman	Blackman	Blackman	
RB	Akers	Akers	Akers	Akers	Akers	Akers	Akers	Akers	Akers	Akers	Laborn	Akers	
WR	Terry	Terry	Terry	Terry	Terry	Terry	Terry	Terry	Terry	Terry	Terry	Terry	
WR	Matthews	Matthews	Helton	Helton	Helton	Helton	Matthews	Matthews	Matthews	Matthews	Matthews	Matthews	
WR	O. Wilson	O. Wilson	O. Wilson	O. Wilson	O. Wilson	O. Wilson	O. Wilson	Gavin	Gavin	Gavin	Gavin	Gavin	
TE	McKitty	McKitty	McKitty	McKitty	McKitty	McKitty	McKitty	McKitty	McKitty	Nabers	Nabers	Nabers	
LT	Jau. Williams	Jau. Williams	Bello	Bello	Bello	Bello	Bello	Washington	Washington	Washington	Bello	Bello	
LG	Scott	Scott	Scott	Scott	Scott	Scott	Scott	Lucas	Lucas	Smith	Scott	Scott	
C	Johnson	Johnson	Johnson	Johnson	Johnson	Johnson	Johnson	Boselli	Johnson	Boselli	Johnson	Johnson	
RG	Lucas	Lucas	Lucas	Arnold	Arnold	Lucas	Lucas	Minshew	Minshew	Minshew	Minshew	Minshew	
RT	Roberts	Roberts	Roberts	Roberts	Roberts	Roberts	Roberts	Roberts	Roberts	Roberts	Roberts	Roberts	
EDGE	Warner	Warner	Warner	Lars-Woodbey	Gainer	Gainer	Gainer	Gainer	Gainer	Gainer	Gainer	Gainer	
DT	Durden	Durden	Durden	Durden	Durden	Durden	Durden	Durden	Durden	Durden	Durden	Durden	
NG	Cooper	Cooper	Cooper	Cooper	Cooper	Cooper	Cooper	Cooper	Cooper	Cooper	Cooper	Cooper	
DT	M. Wilson	M. Wilson	M. Wilson	M. Wilson	M. Wilson	M. Wilson	M. Wilson	M. Wilson	M. Wilson	Briggs	Briggs	Taylor (S)	
EDGE	Robinson	Robinson	Kaindoh	Robinson	Robinson	Thomas	Robinson	Robinson	Robinson	Robinson	Robinson	Robinson	
LB	Lars-Woodbey	Lars-Woodbey	Lars-Woodbey	Warner	Warner	Warner	Rice	Warner	Warner	Warner	Warner	Warner	
LB	Jackson	Jackson	Rice	Rice	Jackson	Jackson	Jackson	Rice	Rice	Rice	Rice	Rice	
CB	Samuel	Samuel	Samuel	Samuel	Samuel	Samuel	Samuel	Samuel	Samuel	Samuel	Lytton	Samuel	
S	Nasirildeen	Nasirildeen	Nasirildeen	Taylor	Taylor	Nasirildeen	Nasirildeen	Nasirildeen	Nasirildeen	Nasirildeen	Nasirildeen	Nasirildeen	
S	Taylor	Fagan	Fagan	Fagan	Fagan	Fagan	Dent	Dent	Dent	Dent	Dent	Becker	
CB	Samuels	Samuels	Samuels	Samuels	Samuels	Samuels	Samuels	Samuels	Samuels	Samuels	Samuels	Samuels	
PK	Aguayo	Aguayo	Aguayo	Aguayo	Aguayo	Aguayo	Aguayo	Grothaus	Aguayo	Aguayo	Aguayo	Aguayo	
SNP	Glennon	Glennon	Glennon	Glennon	Glennon	Glennon	Glennon	Glennon	Glennon	Glennon	Glennon	Glennon	
H	Tyler	Martin	Martin	Martin	Martin	Martin	Martin	Martin	Martin	Martin	Martin	Martin	
KO	Tyler	Grothaus	Grothaus	Grothaus	Grothaus	Grothaus	Grothaus	Grothaus	Grothaus	Grothaus	Grothaus	Grothaus	
P	Tyler	Martin	Martin	Martin	Martin	Martin	Martin	Martin	Martin	Martin	Martin	Martin	

CAREER STARTS

Player	'16	'17	'18	'19	Ttl	Consec
Cam Akers	-	4	10	11	25	1
Mike Arnold	-	-	11	2	13	-
Abdul Bello	-	-	2	7	9	2
Carlos Becker III	-	-	-	1	1	1
James Blackman	-	12	1	9	22	3
Andrew Boselli	-	-	-	2	2	-
Dennis Briggs, Jr.	-	-	-	2	2	-
DeCalon Brooks	-	-	7	-	7	-
Josh Brown	-	1	-	-	1	-
Robert Cooper	-	-	-	12	12	12
Akeem Dent	-	-	-	5	5	-
Cory Durden	-	-	1	16	13	12
Cyrus Fagan	-	-	-	5	5	-
Amari Gainer	-	-	-	8	8	8
Keith Gavin	-	8	8	5	21	5
Keyshawn Helton	-	-	1	4	5	-
Alex Hornibrook	-	-	-	3	3	-
Dontavious Jackson	1	2	10	5	18	-
Baveon Johnson	-	-	-	10	10	2
Joshua Kaindoh	-	-	1	1	2	-
Khalan Laborn	-	-	-	1	1	-
Jaiden Lars-Woodbey	-	-	12	4	16	-
Dontae Lucas	-	-	-	7	7	-
A.J. Lytton	-	-	-	1	1	-
D.J. Matthews	-	1	6	8	15	1
Tre' McKitty	-	-	10	9	19	-
Kyle Meyers	-	2	8	-	10	-
Cole Minshew	3	13	7	5	28	5
Hamsah Nasirildeen	-	2	5	10	17	7
Gabe Nabers	-	-	1	3	4	3
Emmett Rice	-	1	-	8	9	6
Ryan Roberts	-	-	-	12	12	12
Janarius Robinson	-	-	8	10	18	6
Asante Samuel Jr.	-	-	3	11	12	1
Stanford Samuels III	-	1	11	12	24	23
Brady Scott	-	-	6	9	15	2
Maurice Smith	-	-	-	1	1	-
Levonta Taylor	-	13	8	4	25	1
Tamorrion Terry	-	-	11	12	23	24
Adonis Thomas	-	2	2	1	5	-
Leonard Warner III	-	-	4	11	15	5
Darius Washington	-	-	-	3	3	-
Jauan Williams	-	-	6	2	8	-
Marvin Wilson	-	-	5	9	14	-
Ontaria Wilson	-	-	2	7	9	-

SPECIAL TEAM STARTS

Player	'16	'17	'18	'19	Ttl	Consec
Ricky Aguayo	13	13	12	11	49	4
Parker Grothaus	-	-	-	11	11	11
Tommy Martin	-	-	-	11	11	11

TD BREAKDOWN

Total Touchdowns in 2019	47	TDs by Yardage
Offensive	46	0-9 Yards 19
Rushing	23	10-19 Yards 7
Passing	23	20-39 Yards 5
Defensive	1	40-49 Yards 6
Interception	1	50-99 Yards 10
Fumble	0	
Special Teams	0	
Punt Return	0	
Kickoff Return	0	

Longest Touchdown

Hamsah Nasirildeen 80-yd interception return Alabama St.

PLAYS: Longest

16 plays, 85 yards in 4:41 (Laborn 2-yd run) Syracuse

PLAYS: Shortest

1 play (2 times), last: 69 yards in 0:09 (Terry 69-yd reception from James Blackman) Alabama St.

TIME: Longest

4:42, 13 plays, 80 yards (Harrison 19-yd reception from James Blackman) ULM

TIME: Shortest

0:07, 1 play, 75 yards (Terry 75-yd reception from James Blackman) Boise St.

YARDS: Longest

87 yards (3 times), last: 12 plays in 3:48 (Akers 19-yd reception from James Blackman) at Wake Forest

YARDS: Shortest*

39 yards (2 times), last: 4 plays in 1:30 (Akers 4-yd run) Louisville

*Does not include OT touchdown vs. ULM

TD Drives by Plays*

0-3 Plays	9
4-6 Plays	17
7-9 Plays	13
10+ Plays	7

*Does not include INT touchdown vs. Alabama St.

TD Drives by Distance*

0-19 Yards	0
20-39 Yards	3
40-59 Yards	7
60-79 Yards	28
80-99 Yards	8

*Does not include INT touchdown vs. Alabama St.

TD Drives by Time*

:00-:59	10
1:00-1:59	11
2:00-3:59	19
4:00+	5

*Does not include OT touchdown vs. ULM or INT touchdown vs. Alabama St.

SCORING DRIVES: FSU

Opp.	Plays	Yards	TOP	Result	Qtr.	Time	How Scored	QB
BSU	4	47	0:43	TD	1	12:28	Akers 38-yd run	Blackman
BSU	1	75	0:07	TD	1	7:42	Terry 75-yd rec	Blackman
BSU	10	76	2:35	TD	1	1:05	Nabers 5-yd rec	Blackman
BSU	9	61	3:21	FG	2	10:53	Aguayo 46-yd	Blackman
BSU	2	75	0:27	TD	2	4:07	Helton 58-yd rec	Blackman
ULM	9	70	2:21	TD	1	11:51	Akers 9-yd run	Blackman
ULM	13	80	4:42	TD	1	4:06	Harrison 19-yd rec	Blackman
ULM	7	40	2:37	TD	2	14:26	Blackman 6-yd run	Blackman
ULM	9	31	3:36	FG	2	0:00	Aguayo 36-yd	Blackman
ULM	12	78	4:33	TD	4	13:22	Matthews 7-yd rec	Blackman
ULM	5	75	1:32	TD	4	6:09	Akers 44-yd rec	Blackman
ULM	6	25	--	TD	OT	--	Akers 4-yd run	Blackman
UVA	3	39	0:48	TD	2	12:21	Nabers 10-yd rec	Blackman
UVA	8	87	2:45	TD	2	0:38	Akers 3-yd rec	Blackman
UVA	6	23	1:59	FG	3	5:48	Aguayo 53-yd	Blackman
UVA	8	75	2:33	TD	4	11:42	Helton 17-yd rec	Blackman
UL	8	73	2:19	TD	1	9:11	Akers 1-yd run	Blackman
UL	2	61	0:25	TD	1	2:48	Helton 44-yd rec	Hornibrook
UL	4	39	1:30	TD	1	0:00	Akers 4-yd run	Blackman
UL	6	87	2:14	TD	4	7:25	Terry 60-yd rec	Hornibrook
UL	10	46	4:16	TD	4	1:37	Akers 1-yd run	Hornibrook
NCSU	11	40	4:21	FG	1	5:40	Aguayo 37-yd	Hornibrook
NCSU	5	75	1:26	TD	2	4:59	Terry 44-yd rec	Hornibrook
NCSU	5	61	1:51	TD	2	0:58	O. Wilson 40-yd rec	Hornibrook
NCSU	6	51	2:30	TD	3	0:59	Terry 9-yd rec	Hornibrook
NCSU	8	75	3:51	TD	4	9:13	Akers 41-yd run	Hornibrook
CU	3	75	0:37	TD	3	2:02	Terry 64-yd rec	Hornibrook
CU	6	75	2:11	TD	4	2:41	Laborn 40-yd run	Blackman
WF	6	75	1:31	TD	2	13:21	Akers 2-yd run	Blackman
WF	12	87	3:48	TD	2	1:08	Akers 19-yd rec	Blackman
WF	8	75	3:03	TD	4	11:22	Terry 36-yd rec	Blackman
SYR	5	60	1:28	TD	1	11:48	Akers 23-yd run	Hornibrook
SYR	6	72	1:55	TD	1	8:22	Akers 3-yd run	Hornibrook
SYR	8	72	2:44	TD	2	1:35	Akers 6-yd run	Hornibrook
SYR	5	41	1:42	TD	3	13:18	Akers 7-yd run	Hornibrook
SYR	16	85	4:41	TD	3	2:24	Laborn 2-yd run	Hornibrook
UM	17	54	6:48	FG	2	10:15	Aguayo 37-yd	Hornibrook
UM	6	62	1:39	TD	3	10:31	Akers 18-yd rec	Hornibrook
BC	11	51	3:22	FG	1	5:51	Aguayo 20-yd	Blackman
BC	2	84	0:35	TD	2	4:31	Terry 74-yd rec	Blackman
BC	7	65	2:36	TD	3	12:24	Travis 26-yd run	Blackman
BC	10	63	3:54	TD	3	2:23	Akers 13-yd run	Blackman
BC	2	59	0:39	TD	4	1:48	Matthews 60-yd rec	Blackman
BC	3	67	0:20	TD	4	1:03	Travis 66-yd run	Blackman
ASU	1	69	0:09	TD	1	12:22	Terry 69-yd rec	Blackman
ASU	8	60	2:14	TD	1	8:00	Laborn 4-yd run	Blackman
ASU	6	79	2:15	TD	2	11:55	Harrison 39-yd rec	Blackman
ASU	4	41	1:35	TD	3	12:03	Laborn 1-yd run	Blackman
ASU	--	--	--	TD	3	1:02	Nasirildeen 80-yd INT ret.	--
ASU	7	82	2:20	TD	4	9:45	Matthews 12-yd rec	Blackman
ASU	7	85	3:06	TD	4	0:27	Sheffield 2-yd run	Travis
UF	10	75	4:20	TD	1	5:59	Travis 1-yd run	Blackman
UF	10	44	2:47	FG	3	12:13	Aguayo 48-yd	Blackman
UF	5	75	1:36	TD	3	4:53	Akers 50-yd run	Blackman

SCORING DRIVES: OPPONENT

Opp.	Plays	Yards	TOP	Result	Qtr.	Time	How Scored	QB
BSU	14	56	4:39	FG	1	7:49	Sachse 36-yd	Bachmeier
BSU	11	56	3:55	FG	1	3:47	Sachse 36-yd	Bachmeier
BSU	7	40	3:08	TD	2	4:34	Mahone 1-yd run	Bachmeier
BSU	8	51	1:16	FG	2	2:51	Sachse 41-yd	Bachmeier
BSU	9	50	1:53	FG	2	0:00	Sachse 26-yd	Bachmeier
BSU	7	69	1:52	TD	3	2:50	Shakir 11-yd rec	Bachmeier
BSU	11	60	4:09	TD	4	12:44	Mahone 1-yd run	Bachmeier
BSU	8	63	3:41	FG	4	7:27	Sachse 30-yd	Bachmeier
ULM	5	44	1:34	TD	2	3:43	Pederson 33-yd rec	Evans
ULM	--	--	--	TD	3	8:55	Straughter 57-yd INT return	--
ULM	7	46	3:39	TD	3	2:59	Evans 10-yd run	Evans
ULM	9	60	3:35	TD	4	9:47	Brown 2-yd rec	Evans
ULM	4	33	1:16	TD	4	7:41	Johnson 1-yd run	Evans
ULM	13	68	4:39	FG	4	1:30	Meeks 24-yd	Evans
ULM	3	25	--	TD	OT	--	Evans 5-yd run	Evans
UVA	9	48	4:35	FG	1	0:45	Delaney 49-yd	Perkins
UVA	6	75	3:23	TD	2	8:58	Taulapapa 3-yd run	Perkins
UVA	11	75	6:33	TD	4	14:15	Reed 12-yd rec	Perkins
UVA	11	75	5:40	TD	4	6:02	Taulapapa 1-yd run	Perkins
UVA	6	72	2:20	TD	4	2:34	Taulapapa 2-yd run	Perkins
UL	16	66	6:22	TD	2	0:44	Atwell 9-yd rec	Cunningham
UL	8	53	3:33	FG	3	7:55	Creque 30-yd	Cunningham
UL	7	76	2:44	TD	3	1:57	Cunningham 4-yd run	Cunningham
UL	3	85	1:09	TD	4	14:22	Fitzpatrick 74-yd rec	Cunningham
NCSU	6	18	3:03	FG	2	14:20	Dunn 29-yd	Hockman
NCSU	10	51	3:55	FG	2	6:25	Dunn 26-yd	Hockman
NCSU	6	75	2:55	TD	4	13:04	Emezie 3-yd rec	Hockman
CU	6	75	2:51	TD	1	12:09	Etienne 3-yd rec	Lawrence
CU	9	66	3:49	TD	1	4:41	Lawrence 8-yd run	Lawrence
CU	11	57	5:00	TD	2	13:13	Ross 10-yd rec	Lawrence
CU	6	78	2:44	TD	2	8:58	Ross 9-yd rec	Lawrence
CU	5	67	2:13	TD	3	11:49	Rodgers 29-yd run	Lawrence
CU	--	--	--	TD	3	9:39	Kendrick 38-yd INT return	--
CU	8	41	3:31	FG	4	4:58	Sawicki 26-yd	Phommachanh
WF	9	72	2:10	FG	1	12:50	Sciba 21-yd	Hartman
WF	8	59	3:22	FG	1	4:47	Sciba 25-yd	Hartman
WF	12	65	3:35	FG	2	14:52	Sciba 25-yd	Hartman
WF	6	60	4:51	FG	2	9:15	Sciba 27-yd	Hartman
WF	6	61	1:35	TD	4	14:25	Carney 3-yd run	Hartman
WF	10	62	4:27	FG	4	4:18	Sciba 25-yd	Hartman
SYR	7	18	2:06	FG	2	14:54	Szmyt 50-yd	DeVito
SYR	13	75	4:20	TD	4	13:04	Adams 2-yd run	DeVito
SYR	13	72	4:18	TD	4	6:04	Neal 1-yd run	DeVito
UM	5	80	1:51	TD	1	9:10	Thomas 39-yd rec	Williams
UM	4	46	2:03	TD	2	3:58	Dallas 6-yd run	Williams
UM	10	33	2:28	FG	2	0:00	Price 29-yd	Williams
UM	1	56	0:09	TD	4	12:05	Wiggins 56-yd rec	Williams
UM	8	43	3:42	FG	4	6:27	Price 32-yd	Williams
BC	14	75	5:38	TD	1	9:22	White 17-yd rec	Grosel
BC	6	61	2:06	TD	2	5:12	Bailey 11-yd run	Grosel
BC	15	57	5:08	FG	4	12:10	Boumerhi 30-yd	Grosel
BC	13	90	7:08	TD	4	2:33	Grosel 1-yd run	Grosel
BC	4	75	0:49	TD	4	0:14	White 20-yd rec	Grosel
ASU	7	49	2:29	FG	1	12:31	Hanson 19-yd	Davis
ASU	12	47	6:07	FG	2	5:48	Hanson 35-yd	Davis
ASU	3	34	0:40	TD	3	13:46	Booker 34-yd rec	Davis
UF	11	75	4:41	TD	1	10:19	Swain 19-yd rec	Trask
UF	13	75	7:13	TD	2	13:46	Pierce 1-yd run	Trask
UF	3	85	1:30	TD	2	10:55	Swain 23-yd rec	Trask
UF	5	40	1:23	TD	2	5:06	Jefferson 13-yd rec	Trask
UF	8	51	1:32	FG	2	0:10	McPherson 50-yd	Trask
UF	11	75	5:39	TD	3	6:34	Jefferson 6-yd rec	Jones
UF	11	52	4:51	FG	4	14:56	McPherson 21-yd	Trask

BOWL RECORDS: INDIVIDUAL

SCORING

MOST POINTS SCORED

24	Fred Biletnikoff	Oklahoma, 1965 Gator
20	Peter Warrick	Virginia Tech, 2000 Sugar
	Andre Cooper	Notre Dame, 1996 Orange
18	Auden Tate	S. Miss, 2017 Independence
	Rhett Dawson	Arizona State, 1971 Fiesta

MOST TOUCHDOWNS

4	Fred Biletnikoff	Oklahoma, 1965 Gator
3	Auden Tate	S. Miss, 2017 Independence
	Peter Warrick	Virginia Tech, 2000 Sugar
	Andre Cooper	Notre Dame, 1996 Orange
	Rhett Dawson	Arizona State, 1971 Fiesta

MOST RUSHING TOUCHDOWNS

2	Lonnie Pryor	N. Illinois, 2013 Orange
	Jermaine Thomas	W. Virginia, 2010 Gator
	Drew Weatherford	Kentucky, 2007 Music City
	Lorenzo Booker	UCLA, 2006 Emerald
	William McCray	Ohio State, 1998 Sugar
	Amp Lee	Penn State, 1990 Blockbuster
	Sammie Smith	Indiana, 1986 All-American
	Tanner Holloman	Indiana, 1986 All-American
	Greg Allen	W. Virginia, 1982 Gator
	Red Parish	Wofford, 1950 Cigar

LONGEST RUSHING TOUCHDOWN

69	Leon Washington	W. Virginia, 2005 Gator
60	Lonnie Pryor	N. Illinois, 2013 Orange
37	Lonnie Pryor	N. Illinois, 2013 Orange
29	Greg Allen	W. Virginia, 1982 Gator
27	Chris Thompson	S. Carolina, 2010 Chick-fil-A

MOST PASSING TOUCHDOWNS

5	Peter Tom Willis	Nebraska, 1990 Fiesta
	Steve Tensi	Oklahoma, 1965 Gator
4	James Blackman	S. Miss, 2017 Independence
	Chris Weinke	Virginia Tech, 2000 Sugar
	Danny Kanell	Notre Dame, 1996 Orange

LONGEST PASSING TOUCHDOWN

92	D. Francois to N. Murray	Michigan, 2016 Orange
77	C. Rix to J. Walker	Virginia Tech, 2002 Gator
73	W. Dunn to 'O. Ellison	Florida, 1995 Sugar
65	S. Maguire to T. Rudolph	Houston, 2015 Peach

MOST RECEIVING TOUCHDOWNS

4	Fred Biletnikoff	Oklahoma, 1965 Gator
3	Auden Tate	S. Miss, 2017 Independence
	Andre Cooper	Notre Dame, 1996 Orange
	Rhett Dawson	Arizona State, 1971 Fiesta

MOST FIELD GOALS MADE

4	Dustin Hopkins	S. Carolina, 2010 Chick-fil-A
	Dustin Hopkins	W. Virginia, 2010 Gator
	Scott Bentley	Nebraska, 1994 Orange
3	Ricky Aguayo	S. Miss, 2017 Independence
	Gary Cismesia	UCLA, 2006 Emerald
	Xavier Beitia	W. Virginia, 2005 Gator
	Xavier Beitia	Virginia Tech, 2002 Gator
	Dan Mowrey	Florida, 1995 Sugar
	Frank Fontes	Arizona State, 1971 Fiesta

NON-OFFENSIVE SCORING PLAYS

100	KO Return	Kermit Whitfield, Auburn
		2014 BCS NC
95	KO Return	Billy Allen
		W. Virginia, 1982 Gator
93	KO Return	Larry Key
		Texas Tech, 1977 Tangerine
87	P Return	Willie Reid
		Penn State, 2006 Orange
86	INT Return	Tony Carter
		UCLA, 2006 Emerald
75	FUM Return	Derek Nicholson
		Wisconsin, 2008 Champs Sports
69	INT Return	Howard Ehler
		Oklahoma, 1965 Gator
59	P Return	Peter Warrick
		Virginia Tech, 2000 Sugar
51	FUM Return	Dekoda Watson
		Wisconsin, 2008 Champs Sports
25	Blocked P	Lawrence Timmons
		UCLA, 2006 Emerald
24	INT Return	Tony Carter
		Kentucky, 2007 Music City
14	Blocked P	Joe Wessel
		Georgia, 1984 Citrus
6	Blocked P	Jeff Chaney
		Virginia Tech, 2000 Sugar
0	FUM Recovery	Bobby Butler
		Oklahoma, 1981 Orange
	Safety	Reinard Wilson
		Notre Dame, 1996 Orange
	Safety	Stanford Samuels
		Oklahoma, 2001 Orange

PASSING

MOST PASSING YARDS

422	Peter Tom Willis	Nebraska, 1990 Fiesta
392	Sean Maguire	Houston, 2015 Peach
375	Danny McManus	Nebraska, 1988 Fiesta

MOST PASSING ATTEMPTS

53	Kim Hammond	Penn State, 1967 Gator
51	Chris Weinke	Oklahoma, 2001 Orange
	Danny McManus	Nebraska, 1988 Fiesta

MOST PASS COMPLETIONS

37	Kim Hammond	Penn State, 1967 Gator
29	Jameis Winston	Oregon, 2015 Rose
28	Danny McManus	Nebraska, 1988 Fiesta

MOST YARDS PER PASS COMPLETION

27.2	Chris Rix	Virginia Tech, 2002 Gator
24.7	Deondre Francois	Michigan, 2016 Orange
23.9	Kim Hammond	Wyoming, 1966 Sun

RUSHING

MOST NET RUSHING YARDS

205	Sammie Smith	Indiana, 1986 All-American
201	Tony Smith	Oklahoma State, 1985 Gator
193	Leon Washington	W. Virginia, 2005 Gator

MOST RUSHING ATTEMPTS

27	Sean Jackson	Texas A&M, 1992 Cotton
	Phil Spooner	Oklahoma, 1965 Gator
25	Chris Thompson	S. Carolina, 2010 Chick-fil-A
	Jermaine Thomas	W. Virginia, 2010 Gator
	Sammie Smith	Indiana, 1986 All-American

MOST NET YARDS PER RUSHING ATTEMPT*

16.1	Leon Washington	W. Virginia, 2005 Gator
9.2	Greg Allen	W. Virginia, 1982 Gator
8.4	Tony Smith	Oklahoma State, 1985 Gator

*minimum 10 carries

PASSING

MOST RECEIVING YARDS

201	Travis Rudolph	Houston, 2015 Peach
195	Javon Walker	Virginia Tech, 2002 Gator
192	Fred Biletnikoff	Oklahoma, 1965 Gator

MOST RECEPTIONS

14	Ron Sellers	Penn State, 1967 Gator
13	Fred Biletnikoff	Oklahoma, 1965 Gator
12	Bill Moremen	Penn State, 1967 Gator

MOST YARDS PER RECEPTION*

48.8	Javon Walker	Virginia Tech, 2002 Gator
28.7	Travis Rudolph	Houston, 2015 Peach
26.7	Ron Sellers	Wyoming, 1966 Sun

*minimum four receptions

PUNTING

MOST PUNTING YARDS

447	Keith Cottrell	Oklahoma, 2001 Orange
380	Rohn Stark	Oklahoma, 1980 Orange
378	Shawn Powell	Notre Dame, 2011 Champs Sports

MOST PUNT ATTEMPTS

10	Keith Cottrell	Oklahoma, 2001 Orange
9	Chris Hall	Penn State, 2006 Orange
	Keith Cottrell	Tennessee, 1999 Fiesta
	Rohn Stark	Oklahoma, 1980 Orange
	Bill Cheshire	LSU, 1968 Peach

HIGHEST PUNTING AVERAGE*

51.5	Cason Beatty	Houston, 2015 Peach
48.2	Graham Gano	Wisconsin, 2008 Champs Sports
47.5	Louis Berry	Oklahoma State, 1985 Gator

*minimum four punts

PUNT RETURNS

MOST PUNT RETURN YARDS

180	Willie Reid	Penn State, 2006 Orange
68	Leon Washington	Georgia, 2003 Sugar
57	Peter Warrick	Virginia Tech, 2000 Sugar

MOST PUNT RETURNS

7	Willie Reid	Penn State, 2006 Orange
4	Leon Washington	Georgia, 2003 Sugar
	Terrell Buckley	Texas A&M, 1992 Cotton

HIGHEST PUNT RETURN AVERAGE*

25.7	Willie Reid	Penn State, 2006 Orange
17.0	Leon Washington	Georgia, 2003 Sugar
10.7	Peter Warrick	Florida, 1997 Sugar

*minimum three attempts

LONGEST PUNT RETURN

87	Willie Reid	Penn State, 2006 Orange
59	Peter Warrick	Virginia Tech, 2000 Sugar
51	Peter Warrick	Tennessee, 1999 Fiesta

BOWL RECORDS: INDIVIDUAL/TEAM

KICKOFF RETURNS

MOST KICKOFF RETURN YARDS

172	Kermit Whitfield	Auburn, 2014 BCS NC
143	Barry Smith	Arizona State, 1971 Fiesta
131	Kermit Whitfield	Oregon, 2015 Rose
	Larry Key	Texas Tech, 1977 Tangerine

MOST KICKOFF RETURNS

6	Kermit Whitfield	Oregon, 2015 Rose
5	Michael Ray Garvin	UCLA, 2006 Emerald
	Barry Smith	Arizona State, 1971 Fiesta

HIGHEST KICKOFF RETURN AVERAGE*

43.7	Larry Key	Texas Tech, 1977 Tangerine
43.0	Kermit Whitfield	Auburn, 2014 BCS NC
28.6	Barry Smith	Arizona State, 1971 Fiesta

*minimum three returns

LONGEST KICKOFF RETURN

100	Kermit Whitfield	Auburn, 2014 BCS NC
95	Billy Allen	W. Virginia, 1982 Gator
93	Larry Key	Texas Tech, 1977 Tangerine

INTERCEPTIONS

MOST INTERCEPTIONS

2	Brian McCrary	W. Virginia, 1982 Gator
---	---------------	-------------------------

MOST INTERCEPTION RETURN YARDS

86	Tony Carter	UCLA, 2006 Emerald
69	Howard Ehler	Oklahoma, 1965 Gator
66	Billy Dawkins	Wofford, 1950 Cigar

LONGEST INTERCEPTION RETURN

86	Tony Carter	UCLA, 2006 Emerald
69	Howard Ehler	Oklahoma, 1965 Gator
66	Billy Dawkins	Wofford, 1950 Cigar

FIELD GOALS

MOST FIELD GOAL ATTEMPTS

5	Dustin Hopkins	W. Virginia, 2010 Gator
	Dan Mowrey	Florida, 1995 Sugar
	Scott Bentley	Nebraska, 1994 Orange
4	Dustin Hopkins	S. Carolina, 2010 Chick-fil-A
	Bill Capece	Oklahoma, 1981 Orange

LONGEST FIELD GOAL MADE

56	Sebastian Janikowski	Ohio State, 1998 Sugar
50	Xavier Beitia	Virginia Tech, 2002 Gator
48	Dustin Hopkins	S. Carolina, 2010 Chick-fil-A
	Gary Cismesia	Penn State, 2006 Orange

LONGEST FIELD GOAL ATTEMPTED

62	Bill Capece	Oklahoma, 1981 Orange
56	Sebastian Janikowski	Ohio State, 1998 Sugar
54	Roberto Aguayo	Oregon, 2015 Rose

GAME-WINNING FIELD GOALS

22	Scott Bentley, 0:21	Nebraska, 1994 Orange
----	---------------------	-----------------------

TACKLES

MOST TACKLES

16	Paul McGowan	Oklahoma State, 1985 Gator
	Reggie Herring	Oklahoma, 1980 Orange
15	Matthew Thomas	Michigan, 2016 Orange
	Telvin Smith	Auburn, 2014 BCS NC

MOST TACKLES FOR LOSS

4.0	DeMarcus Walker	Michigan, 2006 Orange
	Howard Dinkins	Penn State, 1990 Blockbuster
	Bill Ragans	Penn State, 1990 Blockbuster
3.5	Matthew Thomas	Michigan, 2016 Orange
3.0	Mario Edwards, Jr.	Auburn, 2014 BCS NC
	Dekoda Watson	W. Virginia, 2010 Gator
	Neefy Moffett	Wisconsin, 2008 Champs Sports
	Jamal Reynolds	Virginia Tech, 2000 Sugar
	Andre Wadsworth	Ohio State, 1998 Sugar
	Henry Ostaszewski	Penn State, 1990 Blockbuster
	Fred Jones	Georgia, 1984 Citrus

MOST TACKLE FOR LOSS YARDAGE

35	Stanford Samuels	Oklahoma, 2001 Orange
23	Dekoda Watson	W. Virginia, 2010 Gator
19	Jamal Reynolds	Virginia Tech, 2000 Sugar

MOST QUARTERBACK SACKS

3.0	Dekoda Watson	W. Virginia, 2010 Gator
	Jamal Reynolds	Virginia Tech, 2000 Sugar
2.0	Darnell Dockett	Virginia Tech, 2002 Gator
	Bradley Jennings	Virginia Tech, 2000 Sugar
	Andre Wadsworth	Ohio State, 1998 Sugar
	Peter Boulware	Florida, 1997 Sugar
	Todd Rebol	Florida, 1995 Sugar

MOST QUARTERBACK SACK YARDAGE

20	Dekoda Watson	W. Virginia, 2010 Gator
19	Jamal Reynolds	Virginia Tech, 2000 Sugar
17	Todd Rebol	Florida, 1995 Sugar

PASS BREAKUPS

MOST PASS BREAKUPS

5	Deion Sanders	Oklahoma State, 1985 Gator
4	Greg Reid	S. Carolina, 2010 Chick-fil-A
3	Malcolm Tatum	Virginia Tech, 2002 Gator
	Clifton Abraham	Florida, 1995 Sugar

BLOCKED KICKS/PUNTS

Blocked PAT	Nile Lawrence-Stample	Oregon, 2015 Rose
Blocked Punt	Dekoda Watson	UCLA, 2006 Emerald
Blocked FG	B.J. Ward	Miami, 2004 Orange
Blocked Punt	Marcello Church	Virginia Tech, 2002 Gator
Blocked Punt	Tommy Polley	Virginia Tech, 2000 Sugar
Blocked FG	Tony Moss	Penn State, 1990 Blockbuster
Blocked Punt	John Davis	Nebraska, 1990 Fiesta
Blocked Punt	Jon Wessel	Georgia, 1984 Citrus
Blocked FG	Garth Jax	W. Virginia, 1982 Gator
Blocked Punt	John McLean	W. Virginia, 1982 Gator

Blocked Punt

	Bobby Butler	Oklahoma, 1980 Orange
Blocked Punt	Ron Simmons	Texas Tech, 1977 Tangerine

TEAM SCORING

MOST POINTS SCORED, FSU

46	Virginia Tech, 2000 Sugar
44	UCLA, 2006 Emerald
42	Southern Miss, 2017 Independence
	Wisconsin, 2008 Champs Sports

FEWEST POINTS ALLOWED, FSU

2	Texas A&M, 1992 Cotton
3	North Carolina, 1983 Peach
6	Wofford, 1950 Cigar
7	Auburn, 1989 Sugar

MOST POINTS, BOTH TEAMS

83	FSU 38, Arizona State 45	1971 Fiesta
79	FSU 20, Oregon 59	2015 Rose
75	FSU 46, Virginia Tech 29	2000 Sugar
72	FSU 20, Florida 52	1997 Sugar

FEWEST POINTS, BOTH TEAMS

12	FSU 10, Texas A&M 2	1992 Cotton
15	FSU 2, Oklahoma 13	2001 Orange
20	FSU 13, Auburn 7	1989 Sugar
21	FSU 6, Oklahoma State 15	1958 Bluegrass

WIDEST MARGIN OF VICTORY, FSU

29	FSU 42, S. Miss 13	2017 Independence
	FSU 42, Wisconsin 13	2008 Champs Sports
25	FSU 28, North Carolina 3	1983 Peach
24	FSU 41, Nebraska 17	1990 Fiesta

MOST TOUCHDOWNS SCORED, FSU

6	Wisconsin, 2008 Champs Sports
	Virginia Tech, 2000 Sugar
	Nebraska, 1990 Fiesta
	Oklahoma, 1965 Gator

FEWEST TOUCHDOWNS ALLOWED, FSU

0	Texas A&M, 1992 Cotton
	North Carolina, 1983 Peach

MOST TOUCHDOWNS SCORED BY: Rushing, FSU

4	Indiana, 1986 All-American
3	Northern Illinois, 2013 Orange
	West Virginia, 2010 Gator
	Ohio State, 1998 Sugar
	Penn State, 1990 Blockbuster
	Wofford, 1950 Cigar

Passing, FSU

5	Nebraska, 1990 Fiesta
	Oklahoma, 1965 Gator
4	Southern Miss, 2017 Independence
	Virginia Tech, 2000 Sugar
	Notre Dame, 1996 Orange
	Texas Tech, 1977 Tangerine

BOWL RECORDS: TEAM

Interceptions, FSU

1	Kentucky, 2007 Music City
	UCLA, 2006 Emerald
	Oklahoma, 1965 Oklahoma

Kickoff Returns, FSU

1	Auburn, 2014 BCS NC
	West Virginia, 1982 Gator
	Texas Tech, 1977 Tangerine

Punt Returns, FSU

1	Penn State, 2006 Orange
	Virginia Tech, 2000 Sugar

Fumble Returns, FSU

2	Wisconsin, 2008 Champs Sports
1	Oklahoma, 1980 Orange

Blocked Punt Returns, FSU

1	UCLA, 2006 Emerald
	Virginia Tech, 2000 Sugar
	Georgia, 1984 Citrus

FEWEST TOUCHDOWNS ALLOWED BY FSU:

Rushing

0	15 times, last 5:
	Northern Illinois, 2013 Orange
	Notre Dame, 2011 Champs Sports
	Wisconsin, 2008 Champs Sports
	Tennessee, 1999 Fiesta
	Ohio State, 1998 Sugar

Passing

0	11 times, last 5:
	Miami, 2004 Orange
	Oklahoma, 2001 Orange
	Texas A&M, 1992 Cotton
	Nebraska, 1988 Fiesta
	Indiana, 1986 All-American

MOST POINTS AFTER TOUCHDOWN, FSU

6	Wisconsin, 2008 Champs Sports
5	UCLA, 2006 Emerald
	Virginia Tech, 2000 Sugar

MOST FIELD GOALS MADE, FSU

4	South Carolina, 2010 Chick-fil-A
	West Virginia, 2010 Gator
	Nebraska, 1994 Orange

MOST SAFETIES RECORDED, FSU

1	Oklahoma, 2001 Orange
	Notre Dame, 1996 Orange

MOST TWO-POINT CONVERSION ATTEMPTS, FSU

4	Oklahoma, 1965 Gator
2	Notre Dame, 2011 Champs Sports
	LSU, 1968 Peach

MOST POINTS BY QUARTERS, FSU:

First

17	Michigan, 2016 Orange
14	Virginia Tech, 2000 Sugar
	North Carolina, 1983 Peach

Second

21	Nebraska, 1990 Fiesta
	Nebraska, 1988 Fiesta
18	Arizona State, 1971 Fiesta
	Oklahoma, 1965 Gator

Third

20	Nebraska, 1990 Fiesta
14	Wisconsin, 2008 Champs Sports
	Oklahoma State, 1985 Gator
	Penn State, 1967 Gator

Fourth

21	Auburn, 2014 BCS NC
	UCLA, 2006 Emerald
18	Virginia Tech, 2000 Sugar

Overtime

7	Penn State, 2006 Orange
---	-------------------------

MOST POINTS BY QUARTERS, BOTH TEAMS:

First

22	FSU 10, West Virginia 12	2005 Gator
21	FSU 14, Virginia Tech 7	2000 Sugar
20	FSU 17, Michigan 3	2016 Orange

Second

32	FSU 18, Arizona State 14	1971 Fiesta
28	FSU 14, Florida 14	1997 Sugar
27	FSU 0, Texas Western 27	1955 Sun

Third

34	FSU 7, Oregon 27	2015 Rose
31	FSU 14, Oklahoma 17	1985 Gator
20	FSU 20, Nebraska 0	1990 Fiesta

Fourth

31	FSU 14, Houston 17	2015 Peach
	FSU 21, Auburn 10	2014 BCS NC
30	FSU 13, Michigan 17	2016 Orange

Overtime

17	FSU 7, Penn State 10	2006 Orange
----	----------------------	-------------

MOST POINTS IN A HALF, FSU:

First

28	Virginia Tech, 2000 Sugar
	Arizona State, 1971 Fiesta
24	Oklahoma, 1965 Gator

Second

31	UCLA, 2006 Emerald
28	Wisconsin, 2008 Champs Sports
24	Auburn, 2014 BCS NC
	Texas Tech, 1977 Tangerine

MOST POINTS IN A HALF, BOTH TEAMS:

First

49	FSU 28, Arizona State 21	1971 Fiesta
42	FSU 28, Virginia Tech 14	2000 Sugar
41	FSU 17, Florida 24	1997 Sugar
	FSU 7, Texas Western 34	1955 Sun

Second

48	FSU 7, Oregon 34	2015 Rose
44	FSU 21, Oklahoma State 23	1985 Gator
39	FSU 13, Michigan 26	2016 Orange

FIRST DOWNS

MOST FIRST DOWNS, FSU

31	Oklahoma State, 1985 Gator
29	Oklahoma, 1965 Gator
28	Oregon, 2015 Rose

FEWEST FIRST DOWNS ALLOWED, FSU

6	Wofford, 1950 Cigar
11	Georgia, 2003 Sugar
12	4 times, last S. Miss, 2017 Independence

MOST FIRST DOWNS, BOTH TEAMS

58	FSU 28, Oregon 30	2015 Rose
54	FSU 31, Oklahoma State 23	1982 Gator
51	FSU 22, Kentucky 29	2007 Music City

FEWEST FIRST DOWNS, BOTH TEAMS

26	FSU 10, Miami 16	2004 Orange
	FSU 14, Oklahoma 12	2001 Orange
27	FSU 13, Wyoming 14	1966 Sun

TOTAL NET YARDS

MOST NET YARDS GAINED, FSU

569	Oklahoma State, 1985 Gator
540	Texas Tech, 1977 Tangerine
534	Northern Illinois, 2013 Orange

FEWEST NET YARDS ALLOWED, FSU

139	Wofford, 1950 Cigar
180	Texas A&M, 1992 Cotton
198	North Carolina, 1983 Peach

MOST NET YARDS GAINED, BOTH TEAMS

1167	FSU 528, Oregon 639	2015 Rose
981	FSU 480, Kentucky 501	2007 Music City
938	FSU 569, Oklahoma State 369	1985 Gator

FEWEST NET YARDS GAINED, BOTH TEAMS

460	FSU 280, Texas A&M 180	1992 Cotton
488	FSU 274, Oklahoma 214	2001 Orange
518	FSU 379, Wofford 139	1950 Cigar

MOST YARDS PER PLAY, FSU

7.6	Nebraska, 1990 Fiesta
7.5	Texas Tech, 1977 Tangerine
7.2	Oklahoma, 1965 Gator

FEWEST YARDS PER PLAY BY OPPONENT

2.7	Texas A&M, 1992 Cotton
3.0	North Carolina, 1983 Peach
3.4	Michigan, 2016 Orange

RUSHING

MOST RUSHING YARDS GAINED, FSU

321	West Virginia, 2005 Gator
288	Indiana, 1986 All-American
287	Wofford, 1950 Cigar

FEWEST RUSHING YARDS ALLOWED, FSU

5	Florida, 1995 Sugar
32	North Carolina, 1983 Peach
43	Virginia Tech, 2002 Gator

BOWL RECORDS: TEAM

MOST RUSHING YARDS GAINED, BOTH TEAMS

576	FSU 321, West Virginia 255	2005 Gator
503	FSU 288, Indiana 215	1986 All-American
493	FSU 82, Oklahoma 411	1980 Orange

FEWEST RUSHING YARDS GAINED, BOTH TEAMS

81	FSU 76, Florida 5	1995 Sugar
83	FSU 27, Oklahoma 56	2001 Orange
134	FSU 41, Notre Dame 93	2011 Champs Sports

MOST RUSHING ATTEMPTS, FSU

60	Oklahoma, 1981 Orange
59	North Carolina, 1983 Peach
48	Nebraska, 1993 Orange
	Texas A&M, 1992 Cotton

FEWEST RUSHING ATTEMPTS, FSU

17	Oklahoma, 2001 Orange
21	Florida, 1997 Sugar
23	Houston, 2015 Peach
	Virginia Tech, 2000 Sugar

MOST RUSHING ATTEMPTS BY OPPONENT

76	Oklahoma State, 1958 Bluegrass
59	Oklahoma, 1980 Orange
56	Arizona State, 1971 Fiesta

FEWEST RUSHING ATTEMPTS BY OPPONENT

26	North Carolina, 1983 Peach
27	Oklahoma, 1965 Gator
28	Southern Miss, 2017 Independence

HIGHEST AVERAGE PER RUSH, FSU

7.6	West Virginia, 1982 Gator
7.4	Indiana, 1986 All-American
7.2	West Virginia, 2005 Gator

LOWEST AVERAGE PER RUSH ALLOWED

0.2	Florida, 1995 Sugar
1.1	Virginia Tech, 2002 Gator
1.2	North Carolina, 1983 Peach

PASSING

MOST NET YARDS PASSING, FSU

455	Texas Tech, 1977 Tangerine
422	Nebraska, 1990 Fiesta
397	Houston, 2015 Peach

FEWEST NET YARDS PASSING ALLOWED, FSU

33	Wofford, 1950 Cigar
36	Oklahoma, 1980 Orange
57	Texas A&M, 1992 Cotton

MOST NET YARDS PASSING, BOTH TEAMS

774	FSU 325, Florida 449	1995 Sugar
734	FSU 455, Texas Tech 279	1977 Tangerine
686	FSU 348, Oregon 338	2015 Rose

FEWEST NET YARDS PASSING, BOTH TEAMS

125	FSU 92, Wofford 33	1950 Cigar
136	FSU 100, Oklahoma 36	1980 Orange
149	FSU 92, Texas A&M 57	1992 Cotton

MOST PASS ATTEMPTS, FSU

55	Penn State, 1967 Gator
52	Oklahoma, 2001 Orange
50	Kentucky, 2007 Music City

FEWEST PASS ATTEMPTS, FSU

11	Wofford, 1950 Cigar
13	North Carolina, 1983 Peach
14	Indiana, 1986 All-American

MOST PASS ATTEMPTS BY OPPONENT

50	Kentucky, 2007 Music City
46	Houston, 2015 Peach
44	Oklahoma State, 1985 Gator

FEWEST PASS ATTEMPTS BY OPPONENT

4	Oklahoma, 1980 Orange
7	Wofford, 1950 Cigar
12	Oklahoma, 1981 Orange
	Oklahoma State, 1958 Bluegrass

MOST PASS ATTEMPTS, BOTH TEAMS

100	FSU 50, Kentucky 50	2007 Music City
94	FSU 48, Houston 46	2015 Peach
91	FSU 52, Oklahoma 39	2001 Orange

FEWEST PASS ATTEMPTS, BOTH TEAMS

18	FSU 11, Wofford 7	1950 Cigar
27	FSU 15, Oklahoma 12	1981 Orange
31	FSU 27, Oklahoma 4	1980 Orange

MOST PASS COMPLETIONS

38	Penn State, 1967 Gator
29	Oregon, 2015 Rose
28	Nebraska, 1988 Fiesta

FEWEST PASS COMPLETIONS BY OPPONENT

2	Oklahoma, 1980 Orange
	Wofford, 1950 Cigar
4	Oklahoma State, 1958 Bluegrass

HIGHEST PASS COMPLETION PERCENTAGE, FSU

.733	Oklahoma, 1981 Orange
.714	Texas Tech, 1977 Tangerine
.708	West Virginia, 2010 Gator

LOWEST PASS COMPLETION PERCENTAGE BY OPPONENT

.250	Texas A&M, 1992 Cotton
.286	Wofford, 1950 Cigar
.333	Wyoming, 1966 Sun
	Oklahoma State, 1958 Bluegrass

HIGHEST PASS COMPLETION PERCENTAGE, BOTH TEAMS

.683	FSU 25/35, Texas Tech 18/28	1977 Tangerine
.667	FSU 11/15, Oklahoma 7/12	1981 Orange
.655	FSU 29/48, Oregon 26/36	2015 Rose

LOWEST PASS COMPLETION PERCENTAGE, BOTH TEAMS

.323	FSU 8/27, Oklahoma 2/4	1980 Orange
.357	FSU 14/32, Texas A&M 6/24	1992 Cotton
.382	FSU 9/22, Oklahoma State 4/12	1958 Bluegrass

MOST YARDS PER PASS COMPLETION, FSU

27.2	Virginia Tech, 2002 Gator
24.7	Michigan, 2016 Orange
20.6	Oklahoma State, 1958 Bluegrass

FEWEST YARDS PER PASS COMPLETION BY OPPONENT

7.8	Michigan, 2016 Orange
8.5	Auburn, 1989 Sugar
8.6	Southern Miss, 2017 Independence
	Oklahoma, 2001 Orange

THIRD-DOWN CONVERSIONS

MOST THIRD DOWNS CONVERTED, FSU

10	Wisconsin, 2008 Champs Sports
	Oklahoma State, 1958 Bluegrass
9	Oklahoma, 1965 Gator

FEWEST THIRD DOWNS CONVERTED BY OPPONENT

0	Texas A&M, 1992 Cotton
1	Tennessee, 1999 Fiesta
	Auburn, 1989 Sugar

MOST THIRD DOWNS CONVERTED, BOTH TEAMS

21	FSU 10, Oklahoma State 11	1958 Bluegrass
19	FSU 6, Houston 13	2015 Peach
16	FSU 8, Oklahoma 8	1981 Orange

FEWEST THIRD DOWNS CONVERTED, BOTH TEAMS

3	FSU 3, Texas A&M 0	1992 Cotton
4	FSU 2, Georgia 2	1984 Citrus
5	FSU 4, Tennessee 1	1999 Fiesta

HIGHEST THIRD-DOWN CONVERSION PCT., FSU

.692	9 of 13, Oklahoma	1965 Gator
.667	10 of 15, Oklahoma State	1958 Bluegrass
.588	10 of 17, Wisconsin	2008 Champs Sports

LOWEST THIRD-DOWN CONVERSION PCT. BY OPPONENT

.000	0 of 12, Texas A&M	1992 Cotton
.083	1 of 12, Auburn	1989 Sugar
	1 of 12, Tennessee	1999 Fiesta

INTERCEPTIONS

MOST INTERCEPTIONS, FSU DEFENSE

3	5 times, last South Carolina	2010 Chick-fil-A
---	------------------------------	------------------

MOST INTERCEPTION RETURN YARDS, FSU DEF.

107	UCLA, 2006 Emerald
69	Oklahoma, 1965 Gator
	Tennessee, 1999 Fiesta

PENALTIES

MOST PENALTIES, FSU

17	West Virginia, 2005 Gator
14	Florida, 1997 Sugar
13	Penn State, 2006 Orange
	Nebraska, 1990 Fiesta

FEWEST PENALTIES, FSU

2	Nebraska, 1988 Fiesta
3	Oklahoma State, 1958 Bluegrass
	Texas Western, 1955 Sun

MOST PENALTIES BY OPPONENT

15	Florida, 1997 Sugar
11	West Virginia, 2005 Gator
11	Nebraska, 1994 Orange

BOWL RECORDS: TEAM

FEWEST PENALTIES BY OPPONENT

1	Penn State, 1967 Gator
2	Wisconsin, 2008 Champs Sports
3	5 times, last West Virginia, 2010 Gator

MOST PENALTIES, BOTH TEAMS

29	FSU 14, Florida 15	1997 Sugar
28	FSU 17, West Virginia 11	2005 Gator
21	3 times, last FSU 13, Penn State 8	2006 Orange

FEWEST PENALTIES, BOTH TEAMS

5	FSU 4, Penn State 1	1967 Gator
7	FSU 4, Oklahoma 3	1980 Orange
8	FSU 4, Virginia Tech 4	2002 Gator

MOST YARDS PENALIZED, FSU

174	West Virginia, 2005 Gator
135	Nebraska, 1990 Fiesta
130	Texas Tech, 1977 Tangerine

FEWEST YARDS PENALIZED, FSU

20	Nebraska, 1988 Fiesta
	Oklahoma, 1980 Orange
25	3 times, last Virginia Tech, 2002 Gator

MOST YARDS PENALIZED AGAINST OPPONENT

121	West Virginia, 2005 Gator
115	Nebraska, 1994 Orange
102	Florida, 1997 Sugar

FEWEST YARDS PENALIZED AGAINST OPPONENT

5	Penn State, 1967 Gator
25	Wisconsin, 2008 Champs Sports
27	Oklahoma State, 1985 Gator

MOST YARDS PENALIZED, BOTH TEAMS

295	FSU 174, West Virginia 121	2005 Gator
217	FSU 115, Florida 102	1997 Sugar
184	FSU 69, Nebraska 115	1994 Orange

FEWEST YARDS PENALIZED, BOTH TEAMS

45	FSU 40, Penn State 5	1967 Gator
47.5	FSU 20, Oklahoma 27.5	1980 Orange
55	FSU 25, Virginia Tech 30	2002 Gator

PUNTING

MOST PUNTS, FSU

10	Oklahoma, 2001 Orange
9	5 times, last Penn State, 2006 Orange

FEWEST PUNTS, FSU

1	Southern Miss, 2017 Independence
	Oklahoma, 1965 Gator
2	West Virginia, 2010 Gator
	Indiana, 1986 All-American
	Oklahoma State, 1958 Bluegrass

MOST PUNTS BY OPPONENT

11	Penn State, 2006 Orange
9	Texas A&M, 1992 Cotton
8	3 times, last Oklahoma, 2001 Orange

FEWEST PUNTS BY OPPONENT

2	Oregon, 2015
	South Carolina, 2010 Chick-fil-A
	West Virginia, 2005 Gator
	Indiana, 1986 All-American
	Oklahoma, 1981 Orange

MOST PUNTS, BOTH TEAMS

20	FSU 9, Penn State 11	2006 Orange
18	FSU 10, Oklahoma 9	2001 Orange
17	FSU 8, Texas A&M 9	1992 Cotton
	FSU 9, Wyoming 8	1966 Sun

FEWEST PUNTS, BOTH TEAMS

4	FSU 2, Indiana 2	1986 All-American
5	FSU 1, Southern Miss 4	2017 Independence
	FSU 3, South Carolina 2	2010 Chick-fil-A
	FSU 2, West Virginia 3	2010 Gator

MOST PUNT YARDS, FSU

447	Oklahoma, 2001 Orange
380	Oklahoma, 1980 Orange
378	Notre Dame, 2011 Champs Sports

MOST PUNT YARDS BY OPPONENT

487	Penn State, 2006 Orange
379	Michigan, 2016 Orange
357	Texas A&M, 1992 Cotton

MOST PUNT YARDS, BOTH TEAMS

840	FSU 353, Penn State 487	2006 Orange
776	FSU 447, Oklahoma 329	2001 Orange
708	FSU 371, Florida 337	1997 Sugar

FEWEST PUNT YARDS, BOTH TEAMS

140	FSU 70, Indiana 70	1986 All-American
186	FSU 75, West Virginia 111	2010 Gator
203	FSU 38, S. Miss 165	2017 Independence

HIGHEST PUNTING AVERAGE, FSU*

51.5	6 punts, Houston	2015 Peach
48.2	5 punts, Wisconsin	2008 Champs Sports
47.2	8 punts, Notre Dame	2011 Champs Sports
	*minimum 5 punts	

HIGHEST PUNTING AVERAGE BY OPPONENT*

48.1	7 punts, Florida	1997 Sugar
47.4	8 punts, Michigan	2016 Orange
45.4	7 punts, Ohio State	1998 Sugar
	*minimum 5 punts	

PUNT RETURNS

MOST PUNT RETURNS, FSU

7	Penn State, 2006 Orange
5	Ohio State, 1998 Sugar
	Florida, 1997 Sugar
	Penn State, 1967 Gator

MOST PUNT RETURN YARDS, FSU

180	Penn State, 2006 Orange
80	Virginia Tech, 2000 Sugar
74	Florida, 1997 Sugar

MOST PUNT RETURN YARDS BY OPPONENT

89	Nebraska, 1988 Fiesta
88	Virginia Tech, 2000 Sugar
69	Florida, 1997 Sugar

KICKOFF RETURNS

MOST KICKOFF RETURNS, FSU

9	Oregon, 2015 Rose
8	Florida, 1997 Sugar
	Arizona State, 1971 Fiesta

MOST KICKOFF RETURN YARDS, FSU

186	Oregon, 2015 Rose
184	Arizona State, 1971 Fiesta
172	Auburn, 2014 BCS NC

MOST KICKOFF RETURNS BY OPPONENT

8	Southern Miss, 2017 Independence
	Texas Tech, 1977 Tangerine
	Arizona State, 1971 Fiesta
7	Nebraska, 1990 Fiesta

MOST KICKOFF RETURN YARDS BY OPPONENT

180	Texas Western, 1955 Sun
166	UCLA, 2006 Emerald
149	Nebraska, 1990 Fiesta

QUARTERBACK SACKS

MOST QUARTERBACK SACKS, FSU

8.0	Virginia Tech, 2000 Sugar
6.0	Ohio State, 1998 Sugar
5.0	3 times, last Virginia Tech, 2002 Gator

MOST QUARTERBACK SACK YARDAGE, FSU

42	Virginia Tech, 2000 Sugar
40	Ohio State, 1998 Sugar
38	West Virginia, 2010 Gator
42	vs. Virginia Tech, Sugar (1/4/00)
40	vs. Ohio State, Sugar (1/1/98)
38	vs. West Virginia, Gator (1/1/10)

MISCELLANEOUS

HIGHEST ATTENDANCE

94,208	2014 BCS NC, Rose Bowl
91,322	2015 Rose Bowl, Rose Bowl
84,129	2010 Gator, Jacksonville Municipal
81,536	1994 Orange, Orange Bowl
80,913	1982 Gator, Gator Bowl
80,470	1999 Fiesta, Sun Devil Stadium
79,417	1985 Gator, Gator Bowl
79,280	2000 Sugar, Superdome

COMEBACK WINS, FSU

18	3-21, Auburn	2014 BCS NC
14	0-14, Notre Dame	2011 Champs Sports
	0-14, Nebraska	1988 Fiesta
12	14-26, Notre Dame	1996 Orange
11	3-14, West Virginia	2010 Gator

BOWL HISTORY: GAME RECAPS

1949 CIGAR BOWL	
Jan. 2, 1950 Tampa, FL	
Florida State	19
Wofford	6

SCORE BY QUARTERS					
	1	2	3	4	F
FSU	0	13	0	7	19
WOF	0	0	0	0	6

SCORING SUMMARY	
WOF	Quick recovered fumble for 1 yd. score (Barbere's kick failed)
FSU	Parrish 4 yd. run (Morrical's kick failed)
FSU	Strauss 3 yd. run (Morrical kick)
FSU	Parrish 3 yd. run (Morrical's kick failed)

TEAM STATISTICS		
	FSU	WOF
First Downs	22	6
Yards Gained Rushing	287	106
Forwards Attempted	11	7
Forwards Completed	8	3
Yards Forward Passing	92	33
Interceptions-Yards	1-55	1-14
Punting Average	28	40
Total Yds. all Kicks Ret.	59	57
Yards Lost Penalties	45	30
Opp. Fumbles Recovered	2	0

1954 SUN BOWL	
Jan. 1, 1955 El Paso, TX	
Texas Western	47
Florida State	20

SCORE BY QUARTERS					
	1	2	3	4	F
FSU	7	0	6	7	20
TEP	7	27	13	0	47

SCORING SUMMARY	
FSU	Massey 1-yard run (Graham kick)
TEP	Rutledge 56-yard pass from Whittenton (Whittenton kick)
TEP	Whittenton 7-yard run (kick failed)
TEP	Bob Forrest 45-yard run (Whittenton kick)
TEP	Dick Forrest 19-yard pass from Whittenton (Whittenton kick)
TEP	Rutledge 16-yard pass from Whittenton (Whittenton kick)
TEP	Bob Forrest 11-yard run (Whittenton kick)
FSU	Feamster 57-yard pass from Swantic (kick blocked)
TEP	Whittenton 2-yard run (kick failed)
FSU	Odom 16-yard pass from Feamster (Graham kick)
FSU	Parrish 4 yd. run (Morrical's kick failed)
FSU	Strauss 3 yd. run (Morrical kick)
FSU	Parrish 3 yd. run (Morrical's kick failed)

1958 BLUEGRASS BOWL	
Dec. 13, 1958 Louisville, KY	
Oklahoma State	15
Florida State	6

SCORE BY QUARTERS					
	1	2	3	4	F
FSU	0	0	0	6	6
OSU	0	7	8	0	15

SCORING SUMMARY	
OSU	D. Wood 17 yd. run (J. Wood kick), 14:31
OSU	D. Wood 1 yd. run (D. Wood pass from Soergel), :07
FSU	Meyer 39 yd. pass from Majors (Prinzi run failed), 13:52
FSU	Parrish 3 yd. run (Morrical's kick failed)

TEAM STATISTICS		
	FSU	OSU
First Downs	12	23
Rushes - Yards	28-100	76-298
Passing Yards	185	77
Comp.-Att.-Int.	9-22-4	6-12-1
Plays-Total Offense	58-285	97-375
Punt Return Yards	2	0
Punts - Average	2-30	5-30
Fumbles - Lost	2-2	1-1
Interceptions - Yards	1-4	4-38
Penalties - Yards	3-25	6-65
Third Down Cov.	10-15	11-20

INDIVIDUAL STATISTICS	
RUSHING:	FSU - Pickard 14-44, Prinzi 7-30, Renn 2-13, Majors 3-12, Whitehead 1-1, McCormack 1-0; OSU - Campbell 26-130, D. Wood 17-81, Wiggins 12-59, Banfield 7-34, Rundele 3-7, Sewell 4-3, Wagner 1-1, Cross 1-(-5), Soergel 1-(-12).
PASSING:	FSU - Majors 5-9-1-116, Prinzi 3-8-3-44, McCormack 1-4-0-25, Renn 0-1-0-0; OSU - Soergel 6-12-1-77.
RECEIVING:	FSU - Romeo 3-62, Espenship 2-22, Renn 2-48, Meyer 1-39, Pasqual 1-14; OSU - Wiggins 2-38, D. Wood 2-23, Harkey 1-7, J. Wood 1-9.

1964 GATOR BOWL	
Jan. 2, 1965 Jacksonville, FL	
Florida State	36
Oklahoma	19

SCORE BY QUARTERS					
	1	2	3	4	F
FSU	6	18	6	6	36
OU	7	0	6	6	19

SCORING SUMMARY	
FSU	Ehler 69 yd. int. return (Spoonier kick failed), 11:40
OU	Kennedy one yd. run (Metcalfe kick), 1:53
FSU	Biletnikoff 15 yd. pass from Tensi (Tensi pass intercepted), 12:16
FSU	Biletnikoff 14 yd. pass from Tensi (Tensi pass failed), 6:23
FSU	Biletnikoff 9 yd. pass from Tensi (Tensi pass failed), :37
OU	Pannell one yd. run (Brown pass failed), 4:26
FSU	Floyd 15 yd. pass from Tensi (Tensi pass failed), :00
OU	Hart 95 yd. pass from Fletcher (Pannell pass failed), 11:22
FSU	Biletnikoff 6yd. pass from Tensi (Spoonier kick), 4:40

TEAM STATISTICS		
	FSU	OU
First Downs	29	13
Rushes - Yards	39-217	27-209
Passing Yards	303	209
Comp.-Att.-Int.	23-36-4	10-22-1
Plays-Total Offense	73-520	70-280
Punt Return Yards	4	1
Punts - Average	1-26	6-38
Fumbles - Lost	2-2	2-1
Interceptions - Yards	4-35	1-69
Penalties - Yards	7-52	3-35
Third Down Cov.	9-13	9-17

INDIVIDUAL STATISTICS	
RUSHING:	FSU - Green 2-10, Giardino 7-82, Spooner 27-125; OU - Kennedy 13-32, Ringer 7-41, Page 10-(-22), L. Brown 7-17, Pannell 3-2, Mayhue 1-3, Fletcher 1-1.
PASSING:	FSU - Tensi 23-36-303-4; OU - Page 7-15-92-1, Fletcher 3-7-117-0.
RECEIVING:	FSU - Biletnikoff 13-192, Floyd 5-52, Giardino 2-14, Blankenship 1-12, Spooner 1-17, Dawson 1-16; OU - Hart 6-165, Ringer 1-17, Brown 2-15, Pannell 1-12.

1966 SUN BOWL	
Dec. 24, 1966 El Paso, TX	
Wyoming	28
Florida State	20

SCORE BY QUARTERS					
	1	2	3	4	F
FSU	0	14	0	6	20
WYO	7	0	14	7	28

SCORING SUMMARY	
WYO	Kiick one yd. run (DePoyster kick), 4:43
FSU	Sellers 49 yd. pass from Pajcic (Loner kick), 1:39
WYO	Marion 39 yd. pass from Egloff (DePoyster kick), 12:48
WYO	Kiick 43 yd. run (DePoyster kick), 10:46
WYO	Egloff one yd. run (DePoyster kick), 2:42
FSU	Sellers 23 yd. pass from Hammond (Hammond pass failed), 1:09

TEAM STATISTICS		
	FSU	WYO
First Downs	13	14
Rushes - Yards	31-21	42-229
Passing Yards	293	135
Comp.-Att.-Int.	17-35-2	9-27-0
Plays-Total Offense	67-272	69-364
Punt Return Yards	23	42
Punts - Average	9-40	8-37.3
Fumbles - Lost	4-2	3-2
Interceptions - Yards	2-28	0-0
Penalties - Yards	10-102	4-50
Third Down Cov.	3-16	4-16

INDIVIDUAL STATISTICS	
RUSHING:	FSU - Pajcic 4-23, Moreman 13-11, Mankins 6-10, Green 4-4, Wetherell 1-19, Hammond 3-4; WYO - Egloff 5-42, Kiick 25-135, Grant 1-4, Klacking 5-32, Hamton 6-16.
PASSING:	FSU - Pajcic 8-19-78-1, Hammond 9-15-205-1, Moreman 1-0-0-0; WYO - Egloff 9-26-135-0, Tosacano 0-1-0-0.
RECEIVING:	FSU - Sellers 6-160, Fenner 1-11, Wetherell 2-66, Glass 1-7, Cox 2-6, Fenwick 1-9, Taylor 2-33, Moreman 1-1, Mankins 1-3; WYO - Kiick 4-42, Washington 1-21, Davenport 1-9, Marion 3-63.

1967 GATOR BOWL	
Dec. 30, 1967 Jacksonville, FL	
Florida State	17
#10 Penn State	17

SCORE BY QUARTERS					
	1	2	3	4	F
FSU	0	0	14	3	17
PSU	3	14	0	0	17

SCORING SUMMARY	
PSU	Sherman 27 yd. field goal, 2:32
PSU	Curry 9 yd. pass from Sherman (Sherman kick), 4:42
PSU	Kwalick 12 yd. pass from Sherman (Sherman kick), :50
FSU	Sellers 20 yd. pass from Hammond (Guthrie kick), 3:50
FSU	Hammond one yd. run (Guthrie kick), 2:49
FSU	Guthrie 26 yd. field goal, :15

TEAM STATISTICS		
	FSU	PSU
First Downs	12	23
Rushes - Yards	26-55	36-175
Passing Yards	363	69
Comp.-Att.-Int.	38-55-4	6-19-3
Plays-Total Offense	81-418	55-244
Punt Return Yards	35	4
Punts - Average	4-30	7-40
Fumbles - Lost	1-0	3-2
Interceptions - Yards	3-23	4-55
Penalties - Yards	4-40	1-5
Third Down Cov.	8-18	3-14

INDIVIDUAL STATISTICS	
RUSHING:	FSU - Hammond 9-(-9), Green 12-27, Gunter 2-15, Moreman 3-22; PSU - Sherman 6-24, Pittman 19-124, Lucyk 7-12, Kwalick 1-7, Grimes 3-8.
PASSING:	FSU - Hammond 37-53-362-4, Cheshire 1-1-1-0, Moreman 0-1-0-0; PSU - Sherman 6-19-69-3.
RECEIVING:	FSU - Sellers 14-145, Fenner 8-87, Moreman 12-106, Taylor 1-11, Glass 1-11, Green 2-3; PSU - Kwalick 2-25, Curry 2-22, Lucyk 2-22.

BOWL HISTORY: GAME RECAPS

1968 PEACH BOWL	
Dec. 30, 1968 Atlanta, GA	
LSU	31
#19 Florida State	27

SCORE BY QUARTERS					
	1	2	3	4	F
FSU	7	6	0	14	27
LSU	0	10	14	7	31

SCORING SUMMARY	
FSU	Bailey 36 yd. run (Guthrie kick)
FSU	Gunter 75 yd. pass from Cappleman (Guthrie kick failed)
LSU	Burns 39 yd. punt return (Lumpkin kick)
LSU	Lumpkin 32 yd. field goal
LSU	Hamlett 11 yd. pass from Hillman (Lumpkin kick)
LSU	Stobler 11 yd. pass from Hillman (Lumpkin kick)
FSU	Sellers 7 yd. pass from Cappleman (Cappleman pass failed)
FSU	Sellers 4 yd. pass from Cappleman (Glass pass from Cappleman)
LSU	LeBlanc 3 yd. run (Lumpkin kick)

TEAM STATISTICS		
	FSU	LSU
First Downs	19	22
Rushes - Yards	34-92	43-151
Passing Yards	221	233
Comp.-Att.-Int.	21-41-1	17-30-1
Plays-Total Offense	75-313	73-384
Punt Return Yards	2-8	6-37
Punts - Average	9-34.6	4-41.5
Fumbles - Lost	1-0	5-4
Interceptions - Yards	1-0	1-0
Penalties - Yards	8-90	7-70

INDIVIDUAL STATISTICS
RUSHING: FSU - Bailey 11-75, Gunter 8-30, Gilman 5-9, Pederson 1-3, Cappleman 9-17; LSU - LeBlanc 14-97, Matte 5-20, Allen 7-17, Nenfield 5-14, Hillman 3-12, Haynes 7-44, West 1-4-5, Smith 1-0.
PASSING: FSU - Cappleman 21-41-221-1; LSU - Hillman 16-29-229-1, Haynes 1-1-4-0.
RECEIVING: FSU - Bailey 4-16, Gunter 1-21, Gilman 2-17, Pederson 2-25, Sellers 8-75, Abaira 2-25, Tyson 1-31, Glass 1-12; LSU - Matte 1-4, Nenfield 2-26, West 2-144, Morel 6-103, Stober 4-62, Hamlett 2-24.

1971 FIESTA BOWL	
Dec. 27, 1971 Tempe, AZ	
#8 Arizona State	45
Florida State	38

SCORE BY QUARTERS					
	1	2	3	4	F
FSU	10	18	0	10	38
ASU	7	14	10	14	45

SCORING SUMMARY	
ASU	Demery 21 yd. pass from White (Ekstrand kick), 9:47
FSU	Magalski one yd. run (Fontes kick), 8:13
FSU	Fontes 30 yd. field goal, 3:23
ASU	Green one yd. run (Huff Fontes kick), 13:34
FSU	Fontes 25 yd. field goal, 7:35
FSU	Dawson 14 yd. pass from Gaydos through Huff (Dawson pass from Huff), 5:07
ASU	Holden 54 yd. pass from White (Ekstrand kick), :49
FSU	Dawson 10 yd. pass from Huff (Fontes kick), :11
ASU	Ekstrand 34 yd. field goal, 8:25
ASU	Green two yd. run (Ekstrand kick), 1:32
FSU	Fontes 42 yd. field goal, 13:16
ASU	Holden returns Carrell's kick (Ekstrand kick), 6:07
FSU	Dawson 25 yd. pass from Huff (Fontes kick), 4:44
ASU	Green two yd. run (Ekstrand kick), :34

TEAM STATISTICS		
	FSU	ASU
First Downs	20	22
Rushes - Yards	34-72	56-200
Passing Yards	361	250
Comp.-Att.-Int.	26-47-2	15-30-0
Plays-Total Offense	81-433	86-450
Punt Return Yards	16	107
Punts - Average	7-42	6-37
Fumbles - Lost	2-0	5-2
Interceptions - Yards	0-0	2-0
Penalties - Yards	8-91	4-37
Time of Possession	27:38	32:22
Third Down Cov.	6-17	11-19

INDIVIDUAL STATISTICS
RUSHING: FSU - Jarrett 8-48, Magalski 17-42, Munroe 5-8, Smith 1-13, Huff 3-39; ASU - Green 24-101, White 11-18, Malone 17-60, Holden 3-21.
PASSING: FSU - Huff 25-46-347-2, Gaydos 1-1-14-0; ASU - White 15-30-250-0.
RECEIVING: FSU - Jarrett 2-6, Dawson 8-108, Smith 8-143, Gaydos 5-101, Munroe 1-13, Magalski 1-9, Parris 1-7; ASU - Demery 4-55, Holden 2-66, Beverly 3-33, Petty 4-50, Green 2-46.

1977 TANGERINE BOWL	
Dec. 23, 1977 Orlando, FL	
Florida State	40
Texas Tech	17

SCORE BY QUARTERS					
	1	2	3	4	F
FSU	3	13	11	13	40
TT	0	3	6	8	17

SCORING SUMMARY	
FSU	Cappelen 23 yd. field goal, 5:50
TT	Mock 24 yd. field goal, 10:24
FSU	Key 93 yd. kickoff return (Cappelen kick), 9:37
FSU	Overby 37 yd. pass from Jordan (Cappelen kick failed), 3:55
FSU	Shumann 40 yd. pass from Jordan (King pass from Jordan), 12:30
FSU	Cappelen 22 yd. field goal, 9:13
TT	Nelson 44 yd. pass from Allison (Allison pass failed), 7:46
FSU	Overby 15 yd. pass from Jordan (Cappelen kick), 3:39
TT	Taylor 21 yd. run (Taylor pass from Allison), 2:01
FSU	Sanders 44 yd. pass from Woodham (Cappelen kick), :48

TEAM STATISTICS		
	FSU	TT
First Downs	22	21
Rushes - Yards	37-85	44-99
Passing Yards	455	279
Comp.-Att.-Int.	25-35-0	18-28-2
Plays-Total Offense	72-540	72-378
Punt Return Yards	5	11
Punts - Average	3-35.6	7-29.6
Fumbles - Lost	2-2	3-2
Interceptions - Yards	2-4	0-0
Penalties - Yards	10-130	3-50
Third Down Cov.	4-8	5-18

INDIVIDUAL STATISTICS
RUSHING: FSU - Key 21-83, Lyles 10-36, Stockstill 1-5, Jordan 3-19; Shumann 1-1-14, Kennedy 1-1-6; TT - Taylor 19-60, Allison 13-1, Julian 4-8, Adkins 2-7, Hadnot 3-15, Nelson 1-8, Orr 1-6, Bailey 1-1-6.
PASSING: FSU - Jordan 18-25-311-0, Woodham 7-10-144-0, Stockstill 0-0-0-0; TT - Allison 17-27-243-2, Taylor 1-1-36-0.
RECEIVING: FSU - Key 6-100, King 6-85, Overby 4-64, Shumann 4-99, Unglaub 2-39, Lyles 2-24, Sanders 1-44; TT - Taylor 5-34, Nelson 4-99, Hadnot 4-62, Williams 3-57, Adkins 1-20, Julian 1-13.

1979 ORANGE BOWL	
Jan. 1, 1980 Miami, FL	
#5 Oklahoma	24
#4 Florida State	7

SCORE BY QUARTERS					
	1	2	3	4	F
FSU	7	0	0	0	7
OU	0	17	0	7	24

SCORING SUMMARY	
FSU	Whiting one yd. run (Cappel kick), 3:24
OU	Watts 61 yd. run (Keeling kick), 11:35
OU	Wilson 5 yd. run (Keeling kick), 10:59
OU	Keeling 24 yd. field goal, 3:08
OU	Sims 22 yd. run on a lateral from Watts (Keeling kick), 1:58

TEAM STATISTICS		
	FSU	OU
First Downs	12	23
Rushes - Yards	35-82	59-411
Passing Yards	100	36
Comp.-Att.-Int.	8-27-3	2-4-0
Plays-Total Offense	62-182	63-447
Punt Return Yards	19	75
Punts - Average	9-42.2	4-25
Fumbles - Lost	1-0	5-4
Interceptions - Yards	0-0	3-25
Penalties - Yards	4-20	3-27.5
Time of Possession	27:22	32:38
Third Down Cov.	6-17	9-14

INDIVIDUAL STATISTICS
RUSHING: FSU - Woodham 2-7, Jordan 3-1-6, Platt 3-8, Lyles 13-40, Whiting 13-40, Stockstill 1-1-7; OU - Watts 15-127, Phelps 2-3, Sims 24-164, Winters 1-25, Overstreet 9-29, Wilson 9-48, Ledbetter 1-10, McKim 1-5.
PASSING: FSU - Jordan 6-16-76-1, Woodham 2-11-24-2; OU - Watts 2-4-36-0.
RECEIVING: FSU - Platt 1-22, Lyles 1-9, Whiting 1-4, Johnson 1-17, King 2-24, Childers 2-24; OU - Nixon 2-36.

1980 ORANGE BOWL	
Jan. 1, 1981 Miami, FL	
#4 Oklahoma	18
#2 Florida State	17

SCORE BY QUARTERS					
	1	2	3	4	F
FSU	0	7	3	7	17
OU	0	3	7	8	18

SCORING SUMMARY	
FSU	R. Williams 10 yd. run (Capece kick), :49
OU	Keeling 53 yd. field goal, :00
OU	Overstreet 4 yd. run (Keeling kick), 8:59
FSU	Capece 19 yd. field goal, :13
FSU	Butler recovers fumble in endzone (Capece kick), 11:07
OU	Rhodes 11 yd. pass from Watts (Valora pass from Watts), 1:27

TEAM STATISTICS		
	FSU	OU
First Downs	23	18
Rushes - Yards	60-212	55-156
Passing Yards	51	128
Comp.-Att.-Int.	11-15-0	7-12-0
Plays-Total Offense	75-263	67-284
Punt Return Yards	34	84
Punts - Average	4-42.5	2-37
Fumbles - Lost	1-0	7-5
Interceptions - Yards	0-0	0-0
Penalties - Yards	5-58	4-32
Time of Possession	33:28	26:32
Third Down Cov.	8-17	8-16

INDIVIDUAL STATISTICS
RUSHING: FSU - Stockstill 14-9, Whiting 9-55, Platt 17-45, Unglaub 1-4, R. Williams 19-99; OU - Watts 25-48, Winters 1-4, Rhymes 12-29, W. Ledbetter 3-9, Overstreet 4-42, J. Ledbetter, 3-31, Wilson 5-25, Shepard 1-1.
PASSING: FSU - Stockstill 11-51-0; OU - Watts 7-12-128-0.
RECEIVING: FSU - Childers 2-12, H. Johnson 2-1, Whiting 3-6, McKinnon 1-8, Platt 1-3, R. Williams 2-27; OU - Valora 2-47, Rockford 1-11, Overstreet 1-7, Rhodes 2-53, Winters 1-14.

1982 GATOR BOWL	
Dec. 30, 1982 Jacksonville, FL	
Florida State	31
#10 West Virginia	12

SCORE BY QUARTERS					
	1	2	3	4	F
FSU	3	14	14	0	31
WVU	0	6	0	6	12

SCORING SUMMARY	
FSU	Hall 20 yd. field goal, 3:30
WVU	Woodside 48 yd. field goal, 14:14
FSU	B. Allen 95 yd. kick off return, :20
WVU	Woodside 34 yd. field goal, 1:13
FSU	McKinnon 27 yd. pass from Williams (Hall kick), :15
FSU	G. Allen 29 yd. run (Hall kick), :15
FSU	G. Allen 1 yd. run (Hall kick), 3:36
WVU	Miller 26 yd. pass from White (White pass failed), :51

TEAM STATISTICS		
	FSU	WVU
First Downs	23	22
Rushes - Yards	34-259	41-155
Passing Yards	202	208
Comp.-Att.-Int.	16-32-1	14-34-2
Plays-Total Offense	68-461	75-363
Punt Return Yards	9	82
Punts - Average	4-36.8	4-30.5
Fumbles - Lost	1-0	2-0
Interceptions - Yards	2-23	1-0
Penalties - Yards	11-100	5-57
Time of Possession	27:10	32:50
Third Down Cov.	3-12	7-17

INDIVIDUAL STATISTICS
RUSHING: FSU - Lowery 1-1-9, B. Williams 2-7, G. Allen 15-138, R. Williams 10-35, C. Jones 1-1, Burnett 1-1, McKinnon 1-65, B. Allen 3-21; WVU - Hostetler 9-24, 2-17, Gray 10-27, Wolfley 7-32, Walczak 7-30, Beck 4-7, Mullen 2-42.
PASSING: FSU - Lowery 0-1-0-0, B. Williams 16-30-202-1, H. Jones 0-1-0-0; WVU - Hostetler 10-28-118-2, White 4-6-90-0.
RECEIVING: FSU - G. Allen 1-15, Burnett 1-13, Bowden 1-8, McKinnon 2-36, Mobley 4-34, H. Jones 3-29, R. Williams 2-26, Thompson 2-41; WVU - Gray 2-12, Miller 5-100, Mullen 1-5, Rough 4-60, Brown 1-18, Hollins 1-13.

BOWL HISTORY: GAME RECAPS

1983 PEACH BOWL		
Dec. 28, 1983 Atlanta, GA		
Florida State		28
North Carolina		3

SCORE BY QUARTERS					
	1	2	3	4	F
FSU	14	7	0	7	28
UNC	0	0	0	3	3

SCORING SUMMARY	
FSU	Thompson 15 yd. pass from Thomas (Hall kick), 11:01
FSU	Thompson 18 yd. pass from Thomas (Hall kick), 7:06
FSU	Snipes 1 yd. run (Hall kick), 6:25
UNC	Barwick 36 yd. field goal, 10:22
FSU	Thomas 1 yd. run (Hall kick), :31

TEAM STATISTICS		
	FSU	UNC
First Downs	23	16
Rushes - Yards	59-265	26-32
Passing Yards	99	166
Comp.-Att.-Int.	7-13-1	18-40-0
Plays-Total Offense	72-364	66-198
Punt Return Yards	9	0
Punts - Average	6-38.8	6-45.2
Fumbles - Lost	3-0	4-1
Interceptions - Yards	0-0	1-0
Penalties - Yards	6-34	7-60
Time of Possession	33:48	26:12
Third Down Cov.	7-13	2-14

INDIVIDUAL STATISTICS
RUSHING: FSU - Allen 17-97, Jones 20-79, Thomas 13-41, Snipes 8-37, Hester 1-11; UNC - Horton 9-30, Anthony 9-27, Littlejohn 2-5, Jones 1-(-2), Griffin 1-(-9), Stankavage 4- (-19).
PASSING: FSU - Thomas 7-13-99-1; UNC - Stankavage 17-39-150-0, Anthony 1-1-0-0.
RECEIVING: FSU - Pantan 3-48, Thompson 2-33, Allen 2-18; UNC - Winfield 4-55, Franklin 3-34, Anthony 3-17, Horton 3-11, Smith 2-21, Stankavage 1-16, Griffin 1-11, Littlejohn 1-1.

1984 CITRUS BOWL		
Dec. 21, 1984 Orlando, FL		
Florida State		17
Georgia		17

SCORE BY QUARTERS					
	1	2	3	4	F
FSU	0	0	3	14	17
UGA	0	14	0	3	17

SCORING SUMMARY	
UGA	Tate 4 yd. run (Butler kick), 5:26
UGA	Tate 2 yd. run (Butler kick), 1:08
FSU	Schmidt 32 yd. field goal, 10:26
FSU	Smith 1 yd. run (Thomas run failed), 14:21
UGA	Butler 36 yd. field goal, 12:10
FSU	Wessel 14 yd. punt return (Holloman run), 3:58

TEAM STATISTICS		
	FSU	UGA
First Downs	18	15
Rushes - Yards	42-161	49-189
Passing Yards	85	178
Comp.-Att.-Int.	10-27-2	9-18-1
Plays-Total Offense	69-246	67-367
Punt Return Yards	62	4
Punts - Average	8-38.6	8-37.1
Fumbles - Lost	3-1	5-1
Interceptions - Yards	1-0	2-18
Penalties - Yards	8-65	6-42
Time of Possession	30:51	29:09
Third Down Cov.	2-12	2-14

INDIVIDUAL STATISTICS
RUSHING: FSU - Thomas 11-(-21), Snipes 8-60, Cl. Jones 10-40, Smith 10-65, Ce. Jones 1-5, Hester 2-12; UGA - T. Williams 3-(-14), J. Jackson 7-36, Gary 6-19, Tate 11-75, Smith 8-22, T. Jackson 12-46, S. Williams 2-5.
PASSING: FSU - Thomas 10-26-85-2, H. Jones 1-0-0-0; UGA - T. Williams 2-2-19-0, J. Jackson 7-16-159-1.
RECEIVING: FSU - Hester 3-26, Carter 2-15, Smith 1-10, Ce. Jones 1-10, H. Jones 2-11, Pantan 1-13; UGA - Archie 2-41, Hockaday 1-8, Lane 2-64, S. Williams 2-45, Clincy 1-19, T. Jackson 1-1.

1985 GATOR BOWL		
Dec. 30, 1985 Jacksonville, FL		
#18 Florida State		34
#19 Oklahoma State		23

SCORE BY QUARTERS					
	1	2	3	4	F
FSU	3	10	14	7	34
OSU	0	0	17	6	23

SCORING SUMMARY	
FSU	Schmidt 23 yd. field goal, 2:28
FSU	Gainer 39 yd. pass from Ferguson (Schmidt kick), 2:31
FSU	Schmidt 39 yd. field goal, :02
OSU	Dennis 33 field goal, 9:46
FSU	C. Jones 3 yd. run (Schmidt kick), 6:02
FSU	Gainer 19 yd. pass from Ferguson (Schmidt kick), 4:57
OSU	Thomas 29 yd. pass from Williams (Dennis kick), 2:52
OSU	Williams 12 yd. pass from Thomas (Dennis kick), 1:19
FSU	Ferguson 1 yd. run (Schmidt kick), 10:43
OSU	Dykes 31 yd. pass from Williams (Williams pass failed), :10

TEAM STATISTICS		
	FSU	OSU
First Downs	31	23
Rushes - Yards	41-231	35-106
Passing Yards	338	263
Comp.-Att.-Int.	20-43-2	22-44-2
Plays-Total Offense	84-569	79-369
Punt Return Yards	25	20
Punts - Average	4-47.5	7-35.9
Fumbles - Lost	3-2	1-0
Interceptions - Yards	2-45	1-0
Penalties - Yards	9-110	3-27
Time of Possession	28:11	31:49
Third Down Cov.	6-16	6-18

INDIVIDUAL STATISTICS
RUSHING: FSU - Ferguson 6-(-4), T. Smith 24-201, Floyd 2-8, Ross 2-7, C. Jones 6-18, R. White 1-1; OSU - Williams 6-(-3), Thomas 26-97, Timmons 2-11, Dykes 1-1.
PASSING: FSU - Ferguson 20-43-338-1; OSU - Williams 21-43-251-2, Thomas 1-1-12-0.
RECEIVING: FSU - R. White 4-87, Gainer 7-148, T. Smith 2-8, P. Carter 5-81, Pantan 1-10, Brown 1-4; OSU - Riley 3-49, Wemer 4-30, Dillard 2-13, Luper 1-11, Thomas 3-44, Williams 1-12, Dykes 8-104.

1986 ALL-AMERICAN BOWL		
Dec. 31, 1986 Birmingham, AL		
Florida State		27
Indiana		13

SCORE BY QUARTERS					
	1	2	3	4	F
FSU	6	7	7	7	27
IND	3	0	7	3	13

SCORING SUMMARY	
IND	Stoyanovich 35 yd. field goal, 7:38
FSU	Smith 4 yd. rush (Schmidt kick failed), 4:12
FSU	Smith 9 yd. rush (Schmidt kick), 11:57
FSU	Holloman 8 yd. run (Schmidt kick), 12:04
IND	Powell 2 yd. rush (Stoyanovich kick), 1:27
IND	Stoyanovich 30 yd. field goal, 7:09
FSU	Holloman 10 yd. run (Schmidt kick), 2:56

TEAM STATISTICS		
	FSU	IND
First Downs	20	23
Rushes - Yards	39-288	53-215
Passing Yards	54	168
Comp.-Att.-Int.	6-14-1	11-25-1
Plays-Total Offense	53-342	78-383
Punt Return Yards	12	7
Punts - Average	2-35	2-35
Fumbles - Lost	2-1	1-0
Interceptions - Yards	1-6	1-0
Penalties - Yards	6-50	10-88
Time of Possession	22:41	37:19
Third Down Cov.	1-3	6-14

INDIVIDUAL STATISTICS
RUSHING: FSU - Smith 25-205, Williams 3-6, Fells 2-0, Floyd 1-7, D. Holloman 2-34, T. Holloman 6-36; IND - Thompson 28-127, Powell 6-38, Kramme 13-21, Sweazy 1-3, Polce 5-26.
PASSING: FSU - McManus 6-14-54-1; IND - Kramme 11-25-168-1.
RECEIVING: FSU - Smith 1-6, Gainer 1-19, O'Malley 2-20, P. Carter 2-9; IND - Jones 1-11, Lilja 2-44, Jordan 1-7, Dawsey 5-74, Buford 2-32.

1987 FIESTA BOWL		
Jan. 1, 1988 Tempe, AZ		
#3 Florida State		31
#5 Nebraska		28

SCORE BY QUARTERS					
	1	2	3	4	F
FSU	0	21	3	7	31
NEB	14	0	14	0	28

SCORING SUMMARY	
NEB	Jones 3 yd. run (Brennan kick), :19
NEB	Brinson 52 yd. punt return (Brennan kick), :00
FSU	Gainer 10 yd. pass from McManus (Schmidt kick), 1:45
FSU	D. Williams 4 yd. run (Schmidt kick), 2:38
FSU	Gainer 25 yd. pass from McManus (Schmidt kick), 1:58
NEB	Taylor 2 yd. run (Brennan kick), 3:19
FSU	Schmidt 32 yd. field goa, 3:52
NEB	Knox 4 yd. run (Brennan kick), 3:42
FSU	Lewis 15 yd. pass from McManus (Schmidt kick), 3:51

TEAM STATISTICS		
	FSU	NEB
First Downs	26	20
Rushes - Yards	29-82	54-242
Passing Yards	375	142
Comp.-Att.-Int.	28-51-1	7-14-1
Plays-Total Offense	80-457	68-384
Punt Return Yards	12	89
Punts - Average	4-29.5	4-35.5
Fumbles - Lost	2-1	4-2
Interceptions - Yards	1-3	1-35
Penalties - Yards	2-20	9-78
Time of Possession	31:07	28:53
Third Down Cov.	9-17	4-11

INDIVIDUAL STATISTICS
RUSHING: FSU - S. Smith 9-28, McManus 5-26, D. Williams 3-5, D. Carter 4-4, Bennett 7-16, Butts 1-3; NEB - Jones 15-80, Heibel 3-7, Taylor 20-75, Carpenter 1-2, Brinson 2-16, Knox 13-62.
PASSING: FSU - McManus 28-51-375-1; NEB - Taylor 7-14-142-1.
RECEIVING: FSU - D. Williams 1-7, P. Carter 5-54, Bennett 4-47, Butts 1-7, Gainer 5-89, R. Lewis 4-59, D. Carter 4-89, S. Smith 1-5, Dawsey 1-17, Anthony 2-29; NEB - Banderas 1-48, Gregory 3-49, Millikan 2-32, Heibel 1-13.

1988 SUGAR BOWL		
Jan. 2, 1989 New Orleans, LA		
#4 Florida State		13
#7 Auburn		7

SCORE BY QUARTERS					
	1	2	3	4	F
FSU	10	3	0	0	13
AUB	0	7	0	0	7

SCORING SUMMARY	
FSU	D. Williams 2 yd. run (Andrews kick), 9:48
FSU	Mason 35 yd. field goal, 5:57
FSU	Mason 31 yd. field goal, 11:00
AUB	Reeves 20 yd. pass from Slack (Lyle kick), 4:09

TEAM STATISTICS		
	FSU	AUB
First Downs	21	18
Rushes - Yards	47-148	36-108
Passing Yards	157	162
Comp.-Att.-Int.	14-27-1	19-33-3
Plays-Total Offense	74-305	69-270
Punt Return Yards	0	25
Punts - Average	4-35	4-35.8
Fumbles - Lost	2-1	3-2
Interceptions - Yards	3-11	1-13
Penalties - Yards	6-45	5-65
Time of Possession	33:35	26:25
Third Down Cov.	6-16	1-12

INDIVIDUAL STATISTICS
RUSHING: FSU - S. Smith 24-115, Ferguson 6-(-19), D. Williams 7-16, Carter 7-25, Floyd 1-5, Dawsey 1-0, Butts 1-6; AUB - Danley 19-68, Harris 4-6, Joseph 8-47, Slack 4-(-9), Weygand 1-(-4).
PASSING: FSU - Ferguson 14-26-157-1, Johnson 0-1-0-0; AUB - Slack 19-33-162-3.
RECEIVING: FSU - Anthony 3-47, O'Malley 2-31, Dawsey 2-10, D. Carter 3-25, D. Williams 2-20, Johnson 1-16, Butts 1-8; AUB - Taylor 5-35, Reeves 2-37, Weygand 3-40, Danley 5-2, Tillman 4-48.

BOWL HISTORY: GAME RECAPS

1989 FIESTA BOWL Jan. 1, 1990 Tempe, AZ		
#5 Florida State		41
#6 Nebraska		17

SCORE BY QUARTERS					
	1	2	3	4	F
FSU	0	21	20	0	41
NEB	7	3	0	7	17

SCORING SUMMARY	
NEB	Gregory 9 yd. pass from Gdowski (Barrios kick), 11:19
FSU	Anthony 14 yd. pass from Willis (Andrews kick), 13:42
NEB	Drennan 39 yd. field goal, 12:15
FSU	R. Johnson 5 yd. pass from Willis (Andrews kick), :57
FSU	Carter 10 yd. pass from Willis (Andrews kick), :24
FSU	Moore 1 yd. run (Andrews kick), 5:59
FSU	R. Johnson 8 yd. pass from Willis (Andrews kick), 3:37
FSU	Anthony 24 yd. pass from Willis (Andrews kick), :02
NEB	Joseph 2 yd. run (Drennan kick), 1:16

TEAM STATISTICS		
	FSU	NEB
First Downs	18	18
Rushes - Yards	24-72	46-115
Passing Yards	422	207
Comp.-Att.-Int.	25-41-0	15-26-2
Plays-Total Offense	65-494	72-322
Punt Return Yards	0	5
Punts - Average	3-35.7	3-34.3
Fumbles - Lost	0-0	5-3
Interceptions - Yards	2-42	0-0
Penalties - Yards	13-135	6-48
Time of Possession	27:30	32:30
Third Down Cov.	7-16	7-18

RUSHING: FSU - D. Carter 13-72, Bennett 3-3, Moore 4-3, Willis 1-(-8), Dawsey 1-(-4), Lee 2-6; NEB - Clark 16-86, Gdowski 12-1, Bell 1-2, Carpenter 3-6, Flowers 4-25, Washington 1-(-4), Hughes 1-(-2), Joseph 4-(-2), Rogers 4-3.
PASSING: FSU - Willis 25-40-422-0, Weldon 0-1-0-0; NEB - Joseph 1-2-12-0, Gdowski 13-23-154-2, Stigire 1-1-41-0.
RECEIVING: FSU - Lewis 5-106, R. Johnson 3-27, Dawsey 4-66, Anthony 6-88, D. Carter 3-47, Baker 2-49, Bennett 1-30, Lee 1-9; NEB - Dowse 1-41, Gregory 4-67, Bell 3-46, Carpenter 2-6, Bostick 3-27, Garrett 1-15, Hughes 1-5.

1990 BLOCKBUSTER BOWL Dec. 28, 1990 Miami, FL		
#6 Florida State		24
#7 Penn State		17

SCORE BY QUARTERS					
	1	2	3	4	F
FSU	10	7	7	0	24
PSU	7	0	3	7	17

SCORING SUMMARY	
FSU	Andrews 41 yd. field goal, 10:47
FSU	Lee 1 yd. run (Andrews kick), 8:20
FSU	Lee 7 yd. run (Andrews kick), 13:36
PSU	Daniels 56 yd. pass from Sacca (Fayak kick), 1:13
PSU	Fayak 32 yd. field goal, 7:32
FSU	Weldon 5 yd. run (Andrews kick), 3:51
PSU	T. Smith 37 yd. pass from Bill (Fayak kick), 6:27

TEAM STATISTICS		
	FSU	PSU
First Downs	19	17
Rushes - Yards	39-152	31-122
Passing Yards	248	278
Comp.-Att.-Int.	22-36-2	15-32-3
Plays-Total Offense	75-400	62-403
Punt Return Yards	43	72
Punts - Average	7-37.6	6-36.3
Fumbles - Lost	0-0	2-0
Interceptions - Yards	3-2	2-19
Penalties - Yards	4-35	6-46
Time of Possession	33:47	26:13
Third Down Cov.	6-16	2-11

RUSHING: FSU - Lee 21-86, Weldon 6-22, Dawsey 1-0, Bennett 7-30, Moore 1-12, Jackson 1-2; PSU - Brown 14-46, Thompson 8-33, Smith 1-13, Sacca 6-28, Fayak 1-0, Bill 1-2.
PASSING: FSU - Weldon 22-36-248-2; PSU - Sacca 12-25-194-2, Bill 3-7-84-1.
RECEIVING: FSU - R. Johnson 2-34, Lee 5-32, Dawsey 8-107, Bennett 4-49, Moore 1-3, Roberts 1-6, Baker 1-17; PSU - Daniels 7-154, Smith 5-100, Thompson 2-10, T. Thomas 1-14.

1991 COTTON BOWL Jan. 1, 1992 Dallas, TX		
#5 Florida State		10
#9 Texas A&M		2

SCORE BY QUARTERS					
	1	2	3	4	F
FSU	7	0	0	3	10
TAM	2	0	0	0	2

SCORING SUMMARY	
TAM	Weldon tackled in endzone for Safety, 10:09
FSU	Weldon 4 yd. run (Thomas kick), 2:08
FSU	Thomas 27 yd. field goal, 2:40

TEAM STATISTICS		
	FSU	TAM
First Downs	17	12
Rushes - Yards	48-188	42-123
Passing Yards	92	57
Comp.-Att.-Int.	14-32-4	6-24-2
Plays-Total Offense	80-280	66-180
Punt Return Yards	16	8
Punts - Average	8-43.3	9-39.7
Fumbles - Lost	3-1	7-6
Interceptions - Yards	2-0	4-47
Penalties - Yards	11-77	6-50
Time of Possession	33:59	26:01
Third Down Cov.	3-17	0-12

INDIVIDUAL STATISTICS
RUSHING: FSU - Jackson 27-119, Bennett 11-47, McMillan 2-16, Baker 1-14, Weldon 7-8; TAM - Hill 14-71, Richardson 9-5, Carter 7-22, McAfee 5-19, Simmons 4-19, Thomas 2-4, Biggins 1-9.
PASSING: FSU - Weldon 14-32-92-4; TAM - Richardson 6-24-57-2.
RECEIVING: FSU - Baker 4-44, Jackson 3-20, McCorvey 2-20, Johnson 2-19, Frier 1-5, Bennett 2-16; TAM - Hill 2-17, Harrison 2-27, Mathews 1-10, Mitchell 1-3.

1992 ORANGE BOWL Jan. 1, 1993 Miami, FL		
#3 Florida State		27
#11 Nebraska		14

SCORE BY QUARTERS					
	1	2	3	4	F
FSU	7	13	7	0	27
NEB	0	7	0	7	14

SCORING SUMMARY	
FSU	Vanover 25 yd. pass from Ward (Mowrey kick), 7:41
FSU	Mowrey 40 yd. field goal, 10:54
FSU	McCorvey 4 yd. pass from Ward (Mowrey kick), 9:22
FSU	Mowrey 24 yd. field goal, 2:34
NEB	Dixon 41 yd. pass from Frazier (Bennett kick), 1:03
FSU	S. Jackson 11 yd. run (Mowrey kick), 4:52
NEB	Armstrong 11 yd. pass from Frazier (Bennett kick), 10:24

TEAM STATISTICS		
	FSU	NEB
First Downs	23	13
Rushes - Yards	48-221	34-144
Passing Yards	215	146
Comp.-Att.-Int.	16-31-1	10-22-2
Plays-Total Offense	79-436	56-290
Punt Return Yards	10	18
Punts - Average	6-35.8	4-44.8
Fumbles - Lost	3-0	5-1
Interceptions - Yards	2-0	1-12
Penalties - Yards	6-71	6-50
Time of Possession	36:53	23:07
Third Down Cov.	8-16	3-12

INDIVIDUAL STATISTICS
RUSHING: FSU - Jackson 17-101, McMillon 9-23, Floyd 4-5, Ward 14-23, Wimberly 1-19, Vanover 3-50; NEB - Jones 19-76, Lewis 3-19, Brown 4-13, Frazier 7-1, Dixon 1-35.
PASSING: FSU - Ward 15-30-187-1, Jackson 1-1-28-0; NEB - Frazier 10-21-146-2, Bell 0-1-0-0.
RECEIVING: FSU - Jackson 4-61, Baker 3-32, Vanover 3-40, McMillon 1-7, McCorvey 3-23, Ward 1-28, Ellison 1-24; NEB - Dixon 5-123, Hawkins 2-18, Jones 1-0, Armstrong 1-1, Muhammad 1-4.

1993 ORANGE BOWL Jan. 1, 1994 Miami, FL		
#1 Florida State		18
#2 Nebraska		16

SCORE BY QUARTERS					
	1	2	3	4	F
FSU	0	6	9	3	18
NEB	0	7	0	9	16

SCORING SUMMARY	
FSU	Bentley 34 yd. field goal, 7:54
NEB	Baul 34 yd. pass from Frazier (Bennett kick), 5:59
FSU	Bentley 25 yd. field goal, :29
FSU	Floyd 1 yd. run (Ward pass incomplete), 12:50
FSU	Bentley 39 yd. field goal, 3:06
NEB	Phillips 12 yd. run (Frazier run failed), 14:55
NEB	Bennett 27 yd. field goal, 1:16
FSU	Bentley 22 yd. field goal, :21

TEAM STATISTICS		
	FSU	NEB
First Downs	22	20
Rushes - Yards	24-47	44-183
Passing Yards	286	206
Comp.-Att.-Int.	24-43-0	13-25-2
Plays-Total Offense	67-333	69-389
Punt Return Yards	0	18
Punts - Average	6-45.2	7-38.4
Fumbles - Lost	0-0	2-0
Interceptions - Yards	2-21	0-0
Penalties - Yards	10-69	11-115
Time of Possession	27:03	32:57
Third Down Cov.	1-12	7-16

INDIVIDUAL STATISTICS
RUSHING: FSU - Jackson 8-(-6), Floyd 7-53, Dunn 1-3, Ward 8-(-3); NEB - Jones 9-28, Makovicka 2-7, Benning 5-5, Phillips 13-64, Frazier 14-77, Dixon 1-2.
PASSING: FSU - Ward 24-43-286-0; NEB - Frazier 13-24-206-2, Jones 0-1-0-0.
RECEIVING: FSU - Frier 5-46, McCorvey 5-70, Floyd 1-(-7), Knox 5-99, Vanover 6-48, Dunn 2-30; NEB - Jones 1-(-7), Muhammad 1-14, Johnson 3-40, Baul 1-34, Bell 4-75, Dixon 3-50.

1994 SUGAR BOWL Jan. 2, 1995 New Orleans, LA		
#7 Florida State		23
#5 Florida		17

SCORE BY QUARTERS					
	1	2	3	4	F
FSU	3	17	3	0	23
UF	3	7	0	7	17

SCORING SUMMARY	
FSU	Mowrey 21 yd. field goal, 7:20
UF	Davis 22 yd. field goal, 3:57
FSU	Ellison 73 yd. pass from Dunn (Mowrey kick), 14:25
FSU	McCorvey 16 yd. pass from Kanell (Mowrey kick), 7:47
UF	Hilliard 82 yd. pass from Wuerrfel (Davis kick), 6:07
FSU	Mowrey 24 yd. field goal, :36
FSU	Mowrey 45 yd. field goal, 13:57
UF	Wuerrfel 1 yd. run (Davis kick), 3:47

TEAM STATISTICS		
	FSU	UF
First Downs	21	23
Rushes - Yards	30-76	29-5
Passing Yards	325	449
Comp.-Att.-Int.	24-41-0	30-43-1
Plays-Total Offense	71-401	72-454
Punt Return Yards	10	9
Punts - Average	4-39	3-45.7
Fumbles - Lost	0-0	2-2
Interceptions - Yards	1-5	0-0
Penalties - Yards	7-62	8-57
Time of Possession	27:56	32:04
Third Down Cov.	4-16	11-17

INDIVIDUAL STATISTICS
RUSHING: FSU - Dunn 14-58, Crockett 5-19, Preston 4-4, McMillon 1-1, Kanell 6-(-6); UF - Williams 10-27, Taylor 8-18, Kresser 1-(-7), Anthony 1-(-10), Wuerrfel 9-(-23).
PASSING: FSU - Kanell 23-40-252-0, Dunn 1-1-73-0; UF - Wuerrfel 28-39-394-1, Kresser 1-2-3-0, Williams 0-1-0-0, Anthony 1-52-0.
RECEIVING: FSU - Dunn 9-51, McCorvey 4-84, Ellison 4-102, E. Green 4-74, Crockett 1-(-2), Messam 1-12, Preston 1-4; UF - Anthony 8-57, J. Jackson 6-128, Taylor 3-33, Williams 3-14, Doering 3-47, Hill 3-34, Hilliard 3-119, Bilkie 1-17.

BOWL HISTORY: GAME RECAPS

1995 ORANGE BOWL		
Jan. 1, 1996 Miami, FL		
#7 Florida State		31
#6 Notre Dame		26

SCORE BY QUARTERS					
	1	2	3	4	F
FSU	7	7	0	17	31
ND	10	0	7	9	26

SCORING SUMMARY	
ND	Mayes 39 yd. pass from Krug (Cengia kick), 8:27
FSU	Cooper 15 yd. pass from Kanell (Bentley kick), 6:08
ND	Cengia 20 yd. field goal, :02
FSU	Cooper 10 yd. pass from Kanell (Bentley kick), 2:30
ND	Mayes 33 yd. pass from Krug (Cengia kick), 8:04
ND	Kanell steps out of bounds in endzone for safety, 13:44
ND	Chryplewicz 5 yd. pass from Krug (Cengia kick), 11:43
FSU	E. Green 11 yd. pass from Kanell (Bentley kick), 9:47
FSU	Cooper 3 yd. pass from Kanell (Cooper pass from Kanell), 6:09
FSU	Krug intentionally grounds in endzone for safety, 2:02

TEAM STATISTICS		
	FSU	ND
First Downs	26	17
Rushes - Yards	37-188	45-256
Passing Yards	290	169
Comp.-Att.-Int.	20-33-2	15-26-1
Plays-Total Offense	70-478	71-425
Punt Return Yards	52	21
Punts - Average	3-44	5-42.4
Fumbles - Lost	1-0	2-1
Interceptions - Yards	1-8	2-14
Penalties - Yards	7-59	7-55
Time of Possession	28:13	31:47
Third Down Conv.	6-13	7-16

INDIVIDUAL STATISTICS
RUSHING: FSU - Dunn 22-151, Williams 2-7, Preston 6-55, Abdullah 2-2, Kanell 5-(-27); ND - Denson 11-67, Edwards 14-55, Thorne 1-4, Farmer 7-93, Krug 11-45, Sollman 1-(-8).
PASSING: FSU - Kanell 20-32-2, Dunn 0-1-0; ND - Krug 14-24-1, Smith 1-1-0, Edwards 0-1-0.
RECEIVING: FSU - Messam 6-103, Williams 2-17, E. Green 5-99, Cooper 4-38, Abdullah 1-14, Dunn 2-19; ND - Mayes 6-96, Stafford 2-14, Mosley 1-13, Chryplewicz 3-18, Farmer 1-3, Edwards 2-25.

1996 SUGAR BOWL		
Jan. 2, 1997 New Orleans, LA		
#1 Florida State		20
#3 Florida		52

SCORE BY QUARTERS					
	1	2	3	4	F
FSU	3	14	3	0	20
UF	10	14	14	14	52

SCORING SUMMARY	
UF	Hilliard 9 yd pass from Wuerffel (Edmiston kick), 6:43
FSU	Bentley 43-yd field goal, 7:49
UF	Edmiston 32-yd field goal, 2:44
UF	Taylor 2 yd run (Edmiston kick), 11:28
FSU	Green 29 yd pass from Busby (Bentley kick), 7:28
UF	Hilliard 31 yd pass from Wuerffel (Edmiston kick), 5:18
FSU	Dunn 12 yd run (Bentley kick), 0:40
FSU	Bentley 45-yd field goal, 10:24
UF	Hilliard 8 yd pass from Wuerffel (Edmiston kick), 5:43
UF	Wuerffel 16 yd run (Edmiston kick), 0:13
UF	Jackson 42 yd run (Edmiston kick), 8:52
UF	Jackson 1 yd run (Edmiston kick), 2:12

TEAM STATISTICS		
	FSU	UF
First Downs	13	26
Rushes-Yards	21-70	43-203
Passing Yards	271	306
Comp.-Att.-Int.	17-42-2	18-34-1
Plays-Total Offense	63-313	77-474
Punt Ret. Yards	74	69
Punts-Average	8-46.4	7-48.1
Fumbles-Lost	0-0	1-0
Interceptions-Yards	1-24	2-7
Penalties Yards	14-115	15-102
Time of Possession	23:33	36:27
Third Down Conv.	5-18	5-16

INDIVIDUAL STATISTICS
RUSHING: FSU - Dunn 9-28, Warrick 1-12, Williams 2-7, Feaster 2-1, Busby 7-(-6); UF - Jackson 12-118, Taylor 18-60, Williams 4-2, Schottenheimer 1-0, McCaslin 2-(-2), Wuerffel 6-(-10).
PASSING: FSU - Busby 41-17-1-271-1, Kendra 1-0-1-0-0; UF - Wuerffel 34-18-1-306-3.
RECEIVING: FSU - Messam 5-48, Cooper 4-82, Green 3-86, Pearsall 1-25, Dunn 1-12, Abdullah 1-10, Warrick 1-7, Williams 1-1; UF - Hilliard 7-150, Green 5-79, Anthony 4-50, Mobley 1-16, Taylor 1-12.

1997 SUGAR BOWL		
Jan. 1, 1998 New Orleans, LA		
#4 Florida State		31
#9 Ohio State		14

SCORE BY QUARTERS					
	1	2	3	4	F
FSU	7	14	0	10	31
OSU	3	0	5	6	14

SCORING SUMMARY	
OSU	Dan Stultz 40 yd field goal, 1:56
FSU	E.G. Green 27 yd pass from Busby (Janikowski kick), 0:00
FSU	Thad Busby 9 yd run (Janikowski kick), 3:25
FSU	William McCray 1 yd run (Janikowski kick), :10
OSU	Dan Stultz 34 yd field goal, 7:29
OSU	Team Safety, 1:13
FSU	Janikowski 35 yd field goal, 14:56
OSU	John Lumpkin 50 yd pass from Joe Germaine, 8:57
FSU	William McCray 1 yd run (Janikowski kick), :47

TEAM STATISTICS		
	OSU	FSU
First Downs	21	18
Rushes-Yards	44-118	27-60
Passing Yards	207	334
Comp-Att.-Int	16-36-3	22-32-2
Total Yards	325	394
Punts-Avg.	7-45.4	6-42.7
Punt Returns	3-25	5-44
KO Returns	2-29	3-77
Int Returns	2-24	3-55
Penalties-Yards	10-70	9-74
Fumbles-Lost	1-0	0-0
Sacks	4-26	6-40
Third Down Conversions	4-18	3-13
Time of Possession	35:04	24:56

INDIVIDUAL STATISTICS
RUSHING: FSU - Minor 12-53, Feaster 2-10, Glenn 2-5, McCray 2-2, Coles 2-1, Busby 7-(-11); OSU - Pearson 22-60, Rudzinski 1-24, Jackson 9-19, Keller 6-20, Wylie 3-9, Germaine 3-(-14).
PASSING: FSU - Busby 33-22-2-334-1; OSU - Germaine 26-10-2-173-1, Jackson 10-6-1-34-0.
RECEIVING: FSU - Minor 9-55, Green 7-176, Warrick 3-82, Coles 3-21; OSU - Miller 6-79, Boston 3-40, Lumpkin 2-61, Pearson 2-27, Keller 2-(-3), Rambo 1-3.

1998 FIESTA BOWL		
Jan. 4, 1999 Tempe, AZ		
#2 Florida State		16
#1 Tennessee		23

SCORE BY QUARTERS					
	1	2	3	4	F
FSU	0	9	0	7	16
UT	0	14	0	9	23

SCORING SUMMARY	
UT	Bryson 4 pass from T. Martin (J. Hall kick), 14:05
UT	Goodrich 54 interception return (J. Hall kick), 13:40
FSU	McCray 1 run, 8:59
FSU	Janikowski 34 FG, 1:17
UT	Price 79 pass from T. Martin, 9:17
UT	Hall 23 FG, 6:01
FSU	Outzen 7 run (Janikowski kick), 3:42

TEAM STATISTICS		
	FSU	UT
First Downs	13	16
Rushes-Yards	41-108	54-114
Passing Yards	145	278
Comp.-Att.-Int.	9-22-2	11-19-2
Total Yards	253	392
Punts-Avg.	9-39.8	5-38
Punt Returns	2-51	4-34
Kickoff Returns	4-52	3-43
Interception Returns	2-69	2-74
Penalties-Yards	12-110	9-55
Fumbles-Lost	4-1	3-2
Sacks By	1	4
Third Down Conversions	4-15	1-12
Time of Possession	28:50	31:10
Attendance		80,470

INDIVIDUAL STATISTICS
RUSHING: FSU - Minor 15-83, Warrick 1-11, McCray 4-9, Coles 2-4, Glenn 1-2, Outzen 18-(-1); UT - Stephens 13-60, Henry 19-28, Martin 10-19, Bryson 3-7.
PASSING: FSU - Outzen 22-9-0-145-2; UT - Martin 18-11-2-278-2, Henry 1-0-0-0-0.
RECEIVING: FSU - Dugans 6-135, McCray 1-11, Warrick 1-7, Minor 1-(-8); UT - Price 4-199, Bryson 3-34, Copeland 1-15, Finlayson 1-14, Henry 1-9, Wilson 1-7.

1999 SUGAR BOWL		
Jan. 1, 2000 New Orleans, LA		
#1 Florida State		46
#2 Virginia Tech		29

SCORE BY QUARTERS					
	1	2	3	4	F
VT	7	7	15	0	29
FSU	14	14	0	18	46

SCORING SUMMARY	
FSU	Warrick 64 pass from Weinke (Janikowski kick), 3:22
FSU	Chaney 6 blocked punt return (Janikowski kick), 2:14.
VT	Davis 49 pass from Vick (Graham kick), :30.
FSU	Dugans 63 pass from Weinke (Janikowski kick), 13:45.
FSU	Warrick 59 punt return (Janikowski kick), 11:40.
VT	Vick 3 run (Graham kick), :37.
VT	FG Graham 23, 7:54.
VT	Kendrick 29 run (pass failed), 5:57.
VT	Kendrick 6 run (pass failed), 2:13.
FSU	Dugans 14 pass from Weinke (Warrick pass from Weinke), 12:59.
FSU	FG Janikowski 32, 10:26.
FSU	Warrick 43 pass from Weinke (Janikowski kick), 7:42.

TEAM STATISTICS		
	VT	FSU
First Downs	24	15
Rushing	11	4
Passing	10	10
Return Yards	222	155
Comp-Att-Int	15-29-0	20-34-1
Punts	4-88	4-80
Fumbles-Lost	3-3	2-0
Penalties-Yards	6-65	7-59
Time of Possession	36:25	23:35
Attendance		79,280

INDIVIDUAL STATISTICS
RUSHING-VT: Vick 23-97, Kendrick 12-69, Stith 11-68, Davis 1-16, E. Johnson 1-12, Sorensen 1-7, Ferguson 1-5, Hawkins 1-4, Graham 1-0. FSU: Chaney 4-43, Minor 9-35, team 3-(minus 7), Weinke 7-(minus 41).
PASSING-VT: Vick 15-29-0-225. FSU: Weinke 20-34-1-329.
RECEIVING-VT: Davis 7-108, Hawkins 2-49, Kendrick 2-27, E. Johnson 1-23, Wynn 1-7, Ferguson 1-6, Carter 1-5. FSU: Warrick 6-163, Dugans 5-99, Minnis 2-25, Minor 2-23, Morgan 2-10, Chaney 2-5, Boldin 1-4.

2000 ORANGE BOWL		
Jan. 3, 2001 Miami, FL		
#3 Florida State		2
#1 Oklahoma		13

SCORE BY QUARTERS					
	1	2	3	4	F
FSU	0	0	0	2	2
OU	3	0	3	7	13

SCORING SUMMARY	
OU	FG Duncan 27, 7:16.
OU	FG Duncan 42, 4:24.
OU	Griffin 10 run (Duncan kick), 7:46.
FSU	Safety, Ferguson tackled in end zone, :55

TEAM STATISTICS		
	FSU	OU
First downs	14	12
Rushes-yards	17-27	36-56
Passing	274	214
Comp-Att-Int	25-52-2	25-39-1
Return Yards	21	48
Punts-Avg.	10-45	8-41
Fumbles-Lost	3-1	2-1
Penalties-Yards	6-38	7-45
Time of Possession	23:27	36:33
Attendance		76,835

INDIVIDUAL STATISTICS
RUSHING-FSU: Minor 13-20, Weinke 4-7. OU: Griffin 11-40, Heupel 13-23, Works 6-16, Littrell 2-8, Mackey 2-5, team 2-(minus 36).
PASSING-FSU: Weinke 25-52-2-274. OU: Heupel 25-39-1-214.
RECEIVING-FSU: Bell 7-137, Minor 5-9, Boldin 3-31, Morgan 3-21, Golightly 3-15, Walker 1-25, Gardner 1-16, Sprague 1-14, Franklin 1-6. OU: Griffin 6-23, Mackey 4-23, Works 4-3, Norman 3-49, Woolfolk 3-41, Savage 2-23, T.smith 2-13, Fagan 1-39.

BOWL HISTORY: GAME RECAPS

2001 GATOR BOWL		
Jan. 1, 2002 Jacksonville, FL		
#24 Florida State		30
#15 Virginia Tech		17

SCORE BY QUARTERS					
	1	2	3	4	F
VT	3	0	14	0	17
FSU	0	10	3	17	30

SCORING SUMMARY	
VT	FG Warley 36, 10:56.
FSU	Rix 1 run (Beitia kick), 6:32.
FSU	FG Beitia 50, 1:26.
VT	Jones 5 run (Warley kick), 10:02.
FSU	FG Beitia 47, 1:42.
VT	A.Davis 55 pass from Noel (Warley kick), :40.
FSU	Walker 77 pass from Rix (Beitia kick), 14:48.
FSU	FG Beitia 35, 10:13.
FSU	Walker 23 pass from Rix (Beitia kick), 2:14.

TEAM STATISTICS		
	VT	FSU
First downs	16	19
Rushes-yards	40-43	39-104
Passing	269	326
Comp-Att-Int	15-29-1	12-25-1
Return Yards	23	19
Punts-Avg.	7-30	4-40
Fumbles-Lost	2-1	1-1
Penalties-Yards	4-32	4-25
Time of Possession	31:09	28:51
Attendance		72,202

INDIVIDUAL STATISTICS
RUSHING-VT: K.Jones 23-55, Ferguson 3-13, Burnell 2-1, Noel 12-(minus 26). FSU: G.Jones 23-120, Maddox 3-6, Gardner 1-(minus 3), Rix 12-(minus 19). PASSING-VT: Noel 15-27-0-269, R.Johnson 0-1-0-0, Randall 0-1-1-0. FSU: Rix 12-25-1-326. RECEIVING-VT: A.Davis 5-158, Ferguson 5-32, Slowikowski 2-36, E. Johnson 2-21, Parham 1-22. FSU: Walker 4-195, Bell 3-43, Thorpe 2-48, Gardner 2-21, Maddox 1-19.

2002 SUGAR BOWL		
Jan. 1, 2003 New Orleans, LA		
#16 Florida State		13
#4 Georgia		26

SCORE BY QUARTERS					
	1	2	3	4	F
UGA	3	14	6	3	26
FSU	0	7	6	0	13

SCORING SUMMARY	
UGA	FG Bennett 23, 4:19.
FSU	Boldin 5 pass from Walker (Beitia kick), 13:41.
UGA	Thornton 71 interception return (Bennett kick), 6:24.
UGA	Edwards 37 pass from Shockley (Bennett kick), 3:43.
UGA	FG Bennett 42, 11:06.
UGA	FG Bennett 25, 8:49.
FSU	Thorpe 40 pass from Boldin (run failed), 0:00.
UGA	FG Bennett 35, 10:17.

TEAM STATISTICS		
	GA	FSU
First Downs	11	18
Rushes-yards	36-151	41-115
Passing	125	147
Comp-Att-Int	10-15-0	13-26-2
Return Yards	113	125
Punts-Avg	4-48.2	5-40.4
Fumbles-Lost	1-1	2-1
Penalties-Yds	6-59	5-37
Time of Possession	26:09	33:51
Attendance		74,269

INDIVIDUAL STATISTICS
RUSHING-UGA: Smith 23-145, Milton 5-13, Shockley 3-2, Wall 1-0, team 2-(minus 2), Greene 2-(minus 7). FSU: Washington 10-48, Boldin 13-34, Maddox 9-32, Dean 1-5, Reid 1-2, Walker 7-(minus 6). PASSING-UGA: Greene 9-14-0-88, Shockley 1-1-0-37. FSU: Boldin 6-14-0-78, Walker 7-12-2-69. RECEIVING-UGA: Edwards 3-60, Gibson 2-12, Johnson 1-34, Brown 1-11, Watson 1-5, Wall 1-3, Smith 1-0. FSU: Maddox 4-24, Boldin 3-34, Sam 2-11, Thorpe 1-40, Morgan 1-18, Hughes 1-14, Gardner 1-6.

2003 ORANGE BOWL		
Jan. 4, 2004 Miami, FL		
#9 Florida State		14
#10 Miami		16

SCORE BY QUARTERS					
	1	2	3	4	F
UM	3	10	3	0	16
FSU	0	14	0	0	14

SCORING SUMMARY	
UM	FG Peattie 32, 11:32.
FSU	Booker 9 run (Beitia kick), 14:54.
FSU	Henshaw 7 pass from Rix (Beitia kick), 8:41.
UM	Moss 3 run (Peattie kick), 5:34.
UM	FG Peattie 44, 0:00.
UM	FG Peattie 51, 10:19.

TEAM STATISTICS		
	UM	FSU
First downs	16	10
Total Net Yards	375	206
Rushes-yards	48-218	32-110
Passing	157	96
Punt Returns	3-23	1-6
Kickoff Returns	3-63	4-66
Interceptions Ret.	1(-3)	2-31
Comp-Att-Int	14-29-2	6-19-1
Sacked-Yards Lost	2-13	1-7
Punts	5-25.2	7-43.6
Fumbles-Lost	2-1	2-1
Penalties-Yards	5-40	10-85
Time of Possession	36:08	23:52
Attendance		76,739

INDIVIDUAL STATISTICS
RUSHING-UM: Payton 22-131, D.J.Williams 1-31, Moss 15-31, Berlin 6-12, Parrish 1-7, Geathers 1-6, Hester 1-2, team 1-(minus 2). FSU: Jones 6-38, Booker 8-25, Washington 9-20, Rix 5-13, Coleman 2-9, Davis 1-5, Dean 1-0. PASSING-UM: Berlin 14-29-2-157. FSU: Rix 6-19-1-96. RECEIVING-UM: Winslow 5-48, Geathers 4-41, Moore 3-52, Hill 1-10, Everett 1-6. FSU: Stovall 4-79, Sam 1-10, Henshaw 1-7.

2004 GATOR BOWL		
Jan. 1, 2005 Jacksonville, FL		
#17 Florida State		30
West Virginia		18

SCORE BY QUARTERS					
	1	2	3	4	F
FSU	10	3	10	7	30
WVU	12	0	3	3	18

SCORING SUMMARY	
FSU	L. Washington 69 run (Beitia kick), 14:38.
FSU	FB Beitia 32, 12:51.
WVU	Kay-Jay Harris 36 pass from Marshall (kick failed), 9:53.
WVU	Kay-Jay Harris 1 run (kick failed), 1:45.
FSU	Beitia 28 FG, 11:23.
FSU	Beitia 28 FG, 12:13.
WVU	Good 44 FG, 10:26.
FSU	C. Thorpe 14 pass from Rix (Beitia kick), 3:05.
WVU	Good 34 FG, 14:26.
FSU	Coleman 1 run (Beitia kick), 11:12.

TEAM STATISTICS		
	FSU	WVU
First downs	22	26
Rushes-yards	42-321	47-255
Passing	157	191
Comp-Att-Int	16-31-2	13-30-2
Return Yards	49	120
Punts-Avg.	4-41.8	2-39.5
Fumbles-Lost	3-1	2-2
Penalties-Yards	17-174	11-121
Time of Possession	32:08	27:52
Attendance		70,112

INDIVIDUAL STATISTICS
RUSHING-FSU: Washington 12-195, Booker 20-101, C. Davis 1-8, Coleman 2-2, Rix 5-(minus 1), Lewis 1(-2). WVU: Harris 25-134, Marshall 11-71, Colson 6-20, Jackson 2-6. PASSING-FSU: Rix 16-31-2-157. WVU: Marshall 11-23-1-131, Hales 2-7-1-60. RECEIVING-FSU: Thorpe 5-73, Davis 3-39, Reid 2-15, Robinson 2-3, Coleman 1-9, Henshaw 1-9. WVU: Harris 4-50, Henry 3-61, Jackson 2-9, Bolden 1-49, Hales 1-9, Colson 1-7, Henderson 1-6.

2005 ORANGE BOWL		
Jan. 3, 2006 Miami, FL		
#3 Penn State		26
#22 Florida State		23 (3 ot)

SCORE BY QUARTERS					
	1	2	3	4	OT
PSU	7	7	0	2	10
FSU	0	13	0	3	7

SCORING SUMMARY	
PSU	Scott 2 run (Kelly kick), 4:59.
FSU	Reid 87 punt return (Cismesia kick), 4:09.
FSU	Booker 50 pass from Weatherford (Cismesia kick failed), 2:49.
PSU	Kilmer 25 pass from Robinson (Kelly kick), 0:06.
PSU	Safety, 13:36.
FSU	FG Cismesia 48, 4:08.
PSU	Scott 1 run (Kelly kick).
FSU	Dean 1 run (Cismesia kick).
PSU	FG Kelly 29.

TEAM STATISTICS		
	PSU	FSU
First Downs	23	12
Rushes-Yards	48-138	26-26
Passing	253	258
Comp-Att-Int	21-39-1	24-43-1
Total Offense (Plays-Yards)	87-391	69-284
Return Yards	70	259
Punts-Avg.	11-44.3	9-39.2
Fumbles-Lost	1-1	1-0
Penalties-Yards	8-43	13-129
Sacks By (No.-Yards)	3-18	3-18
Time of Possession	34:16	25:44
Attendance		77,773

INDIVIDUAL STATISTICS
RUSHING-FSU: Washington 6-30, Booker 7-2, Dean 1-1, Coleman 2-1, Smith 1-(minus 1), Weatherford 8-(minus 4). PSU: Scott 26-110, Robinson 17-21, Norwood 1-7, Snow 1-1, Kinlaw 2-0, King 1-(minus 1). PASSING-FSU: Weatherford 24-43-1-258. PSU: Robinson 21-39-1-253. RECEIVING-FSU: Booker 3-69, Reid 4-55, Davis 3-55, Carr 3-25, Washington 6-24, Rouse 1-10, Henshaw 2-9, Root 1-8, Fagg 1-3. PSU: Norwood 6-110, Kilmer 6-79, King 5-27, Smolko 2-21, Butler 1-13, Hunt 1-3.

2006 EMERALD BOWL*		
Dec. 27, 2006 San Francisco, CA		
Florida State		44
UCLA		27

SCORE BY QUARTERS					
	1	2	3	4	F
FSU	7	6	10	21	44
UCLA	10	10	7	0	27

SCORING SUMMARY	
FSU	Booker 25 yd run (Cismesia kick), 0:26.
UCLA	Brezell 78 yd pass from Cowan (Medlock kick), 0:34.
UCLA	Medlock 46 yd field goal, 1:55.
FSU	Cismesia 39 yd field goal, 3:00.
UCLA	Taylor 7 yd pass from Cowan (Medlock kick), 3:40.
UCLA	Medlock 19 yd field goal, 3:54.
FSU	Cismesia 21 yd field goal, 2:09.
FSU	Cismesia 36 yd field goal, 3:31.
FSU	Timmons 25 yd blocked punt return (Cismesia kick).
UCLA	Moline 8 yd run (Medlock kick), 3:09.
FSU	Carr 30 yd pass from Weatherford (Cismesia kick), 4:20.
FSU	Booker 3 yd run (Cismesia kick), 2:18.
FSU	Carter 86 yd interception return (Cismesia kick).

TEAM STATISTICS		
	FSU	UCLA
First Downs	21	17
Rushes-Yards	30-105	35-194
Passing	325	240
Passes Att-Comp-Int	43-21-1	36-15-2
Total Offense (Plays-Yards)	73-430	71-434
Return Yards	4-41	3-12
Kickoff Returns-Yards	5-101	6-166
Punts (Number-Avg)	6-38.8	6-37.7
Fumbles-Lost	0-0	2-1
Penalties-Yards	5-44	4-34
Possession Time	30:12	29:48
Sacks By: Number-Yards	1-7	1-8

INDIVIDUAL STATISTICS
RUSHING: FSU: Booker 22-91; Weatherford 4-14; Davis 1-2; Dunham 2-1; Team 1-(minus 3). UCLA: Markey 19-144; Williams 6-31; Moline 1-8; Austin 1-7; Cowan 7-4; Pitre 1-0. PASSING: FSU: Weatherford 21-43-1-325. UCLA: Patrick 15-36-2-240. RECEIVING: FSU: Fagg 6-68; Booker 5-117; Carr 4-88; Davis 3-33; Warren 1-8; Dunham 1-6; Sims 1-5. UCLA: Baumgartner 2-49; Everett 2-47; Taylor 2-32; Paulsen 2-18; Williams 2-15; Markey 2-(minus 6); Brezell 1-78; Pitre 1-4; Ketchum 1-3. *Vacated victory

BOWL HISTORY: GAME RECAPS

2007 MUSIC CITY BOWL

Dec. 31, 2007 | Nashville, TN

Kentucky	35
Florida State	28

SCORE BY QUARTERS

	1	2	3	4	F
UK	7	7	14	7	35
FSU	7	7	0	14	28

SCORING SUMMARY

UK	Tamme 14 yd pass from Woodson (Seiber kick), 10:39
FSU	Weatherford 6 yd run (Cismesia kick), 1:49
UK	Johnson 13 yd pass from Woodson (Seiber kick), 8:28
FSU	Carter 24 yd interception return (Cismesia kick), 3:28
UK	Little 2 yd pass from Woodson (Seiber kick), 6:49
UK	Dixon 4 yd run (Seiber kick), 0:04
FSU	Weatherford 1 yd run (Cismesia kick), 8:02
UK	Johnson 38 yd pass from Woodson (Seiber kick), 5:19
FSU	Carr 7 yd pass from Weatherford (Cismesia kick), 2:14

TEAM STATISTICS

	UK	FSU
First Downs	29	22
Rushes-Yards	36-143	33-204
Passing	358	276
Passes Att-Comp-Int	50-32-1	50-22-2
Total Offense (Plays-Yards)	86-501	83-480
Fumble Returns-Yards	0-0	1-51
Punt Returns-Yards	2-36	1-16
Kickoff Returns-Yards	3-57	3-44
Punts (Number-Avg)	5-39.8	6-41.7
Fumbles-Lost	5-3	1-0
Penalties-Yards	7-45	10-102
Possession Time	30:25	29:35
Sacks By: Number-Yards	1-13	3-27

INDIVIDUAL STATISTICS

RUSHING: UK: Rafael Little 28-152; Tony Dixon 4-17; Andre' Woodson 4-minus 26. FSU: Antone Smith 17-156; Drew Weatherford 12-48; Preston Parker 2-1; Sedrick Holloway 1-0; Team 1-minus 1.

PASSING: UK: Andre' Woodson 32-50-1-358. FSU: Drew Weatherford 22-48-2-276; Preston Parker 0-1-0-0; Team 0-1-0-0.

RECEIVING: UK: Rafael Little 8-50; Steve Johnson 7-124; Keenan Burton 7-56; Dicky Lyons 5-78; Jacob Tamme 3-35; Tony Dixon 1-8; Maurice Grinter 1-7. FSU: Preston Parker 8-105; Greg Carr 6-99; De'Cody Fagg 5-51; Rod Owens 2-10; Antone Smith 1-11.

2008 CHAMPS SPORTS BOWL

December 27, 2008 | Orlando, FL

Florida State	42
Wisconsin	13

SCORE BY QUARTERS

	1	2	3	4	F
WISC	0	3	3	7	13
FSU	0	14	14	14	42

SCORING SUMMARY

FSU	Nicholson, D 75 yd fumble recovery (Gano, G kick)
WISC	Welch, Philip 31 yd field goal
FSU	Carr, G 15 yd pass from Ponder, C (Gano, G kick)
WISC	Welch, Philip 41 yd field goal
FSU	Smith, A 6 yd run (Gano, G kick)
FSU	Jones, C. 14 yd run (Gano, G kick)
FSU	Watson, D 51 yd fumble recovery (Gano, G kick)
FSU	Piurowski, C 10 yd pass from Ponder, C (Gano, G kick)
WISC	Theus, Elijah 20 yd pass from Sherer, Dustin (Welch, Philip kick)

TEAM STATISTICS

	WISC	FSU
First Downs	16	23
Rushes-Yards	38-201	38-134
Passing	132	276
Passes Att-Comp-Int	16-9-0	37-23-0
Total Offense (Plays-Yards)	54-333	75-410
Fumble Returns-Yards	0-0	2-126
Punt Returns-Yards	1-3	4-29
Kickoff Returns-Yards	4-62	4-71
Punts (Number-Avg)	6-44.3	5-48.2
Fumbles-Lost	3-3	0-0
Penalties-Yards	2-25	7-85
Possession Time	24:52	35:08
Third-Down Conversions	2 of 10	10 of 17
Fourth-Down Conversions	0 of 0	0 of 1
Red-Zone Scores-Chances	2-3	4-4
Sacks By: Number-Yards	2-13	3-17

INDIVIDUAL STATISTICS

RUSHING: Wisconsin-Hill, P.J. 15-140; Clay, John 11-39; Anderson, Isaac 1-19; Sherer, Dustin 7-9; Pressley, Chris 1-2; Brown, Zach 1-minus 1; TEAM 1-minus 2; Gilreath, David 1-minus 5. Florida State-Jones, C. 4-55; Smith, A 16-39; Ponder, C 9-19; Givens, L. 1-8; Weatherford, D 1-6; Thomas, J. 3-4; Sims, M 2-3; Bradham, N. 1-2; Reed, B 1-minus 2.

PASSING: Wisconsin-Sherer, Dustin 9-16-0-132. Florida State-Ponder, C 18-31-0-199; Weatherford, D 5-6-0-77.

RECEIVING: Wisconsin-Graham, Garrett 3-62; Toon, Nick 2-27; Anderson, Isaac 2-18; Theus, Elijah 1-20; Gilreath, David 1-5. Florida State-Carr, G 8-78; Reed, B 5-24; Wade, C 2-41; Givens, L. 2-33; Piurowski, C 2-32; Surrency, C. 1-25; Fortson, J. 1-20; Smith, A 1-18; Easterling, T 1-5.

2009 GATOR BOWL

Jan. 1, 2010 | Jacksonville, FL

#18 West Virginia	21
Florida State	33

SCORE BY QUARTERS

	1	2	3	4	F
WVU	14	0	0	7	21
FSU	3	10	10	10	33

SCORING SUMMARY

WVU	Jarrett Brown 32 yd run (Tyler Bitancourt kick)
FSU	Dustin Hopkins 26 yd field goal
WVU	Noel Divine 1 yd run (Tyler Bitancourt kick)
FSU	Jermaine Thomas 12 yd run (Dustin Hopkins kick)
FSU	Dustin Hopkins 42 yd field goal
FSU	Dustin Hopkins 22 yd field goal
FSU	Jermaine Thomas 19 yd run (Dustin Hopkins kick)
WVU	Ryan Clarke 5 yd run (Tyler Bitancourt kick)
FSU	EJ Manuel 2 yd run (Dustin Hopkins kick)
FSU	Dustin Hopkins 37 yd field goal, 02:02

TEAM STATISTICS

	WVU	FSU
First Downs	8	24
Rushes-Yards	37-221	46-226
Passing	107	189
Comp-Att-Int	9-19-1	17-24-0
Total Offense (Plays-Yards)	56-328	70-415
Fumble Returns-Yards	0-0	0-0
Punt Returns-Yards	0-0	2-37
Kickoff Returns-Yards	7-146	4-101
Interception Returns-Yards	0-0	1-0
Punts-Avg.	0-0	2-37
Fumbles-Lost	0-0	0-0
Penalties-Yards	3-29	7-69
Sacks By (No.-Yards)	0-0	5-42
Time of Possession	22:53	37:07
Third-Down Conversions	4 of 11	7 of 14
Fourth-Down Conversions	1 of 2	0 of 0
Red-Zone Scores-Chances	2-3	6-7

INDIVIDUAL STATISTICS

RUSHING - WVU: Divine 16-168, Brown 6-43, Clarke 3-12, Sanders 1-7. FSU: Thomas 25-121, Manuel 14-70, Thompson 2-20, Reed 3-9, Givens 1-4, Pryor 1-2.

PASSING - WVU: Marks 8-15-0, Brown 1-4-1. FSU: Manuel 17-24-0.

RECEIVING - Sparks 3-30, Divine 2-28, Sanders 2-14, Austin 1-19, Arnett 1-16. FSU: Fortson 4-73, Owens 3-37, Easterling 3-33, Pryor 2-22, Reed, 2-0, Thomas 1-9, Thompson 1-9, Reliford 1-6.

2010 CHICK-FIL-A BOWL

Dec. 31, 2010 | Atlanta, GA

#19 South Carolina	17
#23 Florida State	26

SCORE BY QUARTERS

	1	2	3	4	F
SC	0	3	7	7	17
FSU	6	7	6	7	26

SCORING SUMMARY

FSU	Dustin Hopkins 29 yd field goal
FSU	Dustin Hopkins 48 yd field goal
FSU	Chris Thompson 27 yd run (Dustin Hopkins kick)
SC	Spencer Lanning 40 yd field goal
FSU	Dustin Hopkins 35 yd field goal
SC	Garcia 3 yd pass from Ace Sanders (Lanning kick)
FSU	Dustin Hopkins 45 yd field goal, 4:31:30
SC	Brian Maddox 7 yd run (Spencer Lanning kick)
FSU	Easterling 7 yd pass from EJ Manuel (Dustin Hopkins kick)

TEAM STATISTICS

	SC	FSU
First Downs	22	18
Rushes-Yards	32-139	45-218
Passing	275	90
Comp-Att-Int	21-36-3	12-21-1
Total Offense (Plays-Yards)	68-414	66-308
Return Yards	41	99
Punts-Avg.	2-43.5	3-51.0
Fumbles-Lost	2-2	3-0
Penalties-Yards	5-58	6-50
Sacks By (No.-Yards)	2-9	2-11
Time of Possession	26:32	33:28
Attendance		72217

INDIVIDUAL STATISTICS

RUSHING - FSU: Chris Thompson 25-147; EJ Manuel 7-46; Lonnie Pryor 2-10; Ty Jones 4-7; Jermaine Thomas 1-6; Christian Ponder 5-3; TEAM 1-minus 1.

SC: Kenny Miles 10-70; Brian Maddox 12-53; Stephen Garcia 8-14; Stephon Gilmore 1-3; M. Lattimore 1-minus 1.

PASSING - FSU: EJ Manuel 11-15-0-84; Christian Ponder 1-5-0-6; Bert Reed 0-1-0-0. SC: Stephen Garcia 19-34-3-243; Ace Sanders 1-1-0-3; Stephon Gilmore 1-1-0-29.

RECEIVING - FSU: Bert Reed 2-25; Chris Thompson 2-17; Willie Haulstead 2-14; Taiwan Easterling 2-10; Lonnie Pryor 2-7; Rodney Smith 1-12; Ja'Baris Little 1-5. SC: Alshon Jeffery 9-130; M. Lattimore 3-48; Tori Gurley 2-49; Brian Maddox 2-16; D.L. Moore 2-4; Ace Sanders 1-16; Jason Barnes 1-9; Stephen Garcia 1-3.

2011 CHAMPS SPORTS BOWL

Dec. 29, 2011 | Orlando, FL

#25 Florida State	18
Notre Dame	14

SCORE BY QUARTERS

	1	2	3	4	F
FSU	0	0	3	15	18
ND	7	0	7	0	14

SCORING SUMMARY

ND	Zeke Motta 29 yd fumble recovery (David Ruffer kick)
ND	Michael Floyd 5 yd pass from Rees (David Ruffer kick)
FSU	Dustin Hopkins 42 yd field goal
FSU	Bert Reed 18 yd pass from EJ Manuel (pass failed)
FSU	Rashad Greene 15 yd pass from EJ Manuel (rush failed)
FSU	Dustin Hopkins 29 yd field goal

TEAM STATISTICS

	FSU	ND
First Downs	13	19
Rushes-Yards	29-41	35-93
Passing	249	187
Comp-Att-Int	31-20-0	35-19-3
Total Offense (Plays-Yards)	60-290	70-280
Fumble Returns-Yards	0-0	1-29
Punt Returns-Yards	2-18	3-45
Kickoff Returns-Yards	2-101	5-94
Interception Returns-Yards	3-39	0-0
Punts (Number-Avg.)	8-47.2	7-40.7
Fumbles-Lost	1-1	1-0
Penalties-Yards	5-44	5-39
Possession Time	29:51	30:09
Third-Down Conversions	3 of 14	7 of 15
Fourth-Down Conversions	0 of 1	0 of 0
Red-Zone Scores-Chances	4-4	1-3
Sacks By (No.-Yards)	4-28	5-44
Attendance		68305

INDIVIDUAL STATISTICS

RUSHING: Florida State-Devonta Freeman 13-48; James Wilder Jr. 4-10; Chad Abram 1-3; EJ Manuel 11-minus 20. Notre Dame-WOOD, Cierre. 18-60; RIDDICK, Theo 8-36; HENDRIX, Andrew 4-26; TEAM 1-minus 1; REES, Tommy 4-minus 28.

PASSING: Florida State-Florida State-EJ Manuel 20-31-0-249. Notre Dame-REES, Tommy 16-27-2-163; HENDRIX 3-8-1-24.

RECEIVING: Florida State-Rashad Greene 5-99; Kenny Shaw 4-64; Rodney Smith 4-34; James Wilder Jr. 2-14; Devonta Freeman 2-12; Bert Reed 1-18; Lonnie Pryor 1-5; Christian Green 1-3. Notre Dame-EIFERT, Tyler 6-90; FLOYD, Michael 5-41; TOMA, Robby 4-34; RIDDICK, Theo 2-7; WOOD, Cierre 1-8; JONES, TJ 1-7.

2012 ORANGE BOWL

Jan. 1, 2013 | Miami, FL

#13 Florida State	31
#16 Northern Illinois	10

SCORE BY QUARTERS

	1	2	3	4	F
FSU	7	7	3	14	31
NIU	3	0	7	0	10

SCORING SUMMARY

FSU	Lonnie Pryor 60 yd run (Dustin Hopkins kick)
NIU	Matthew Sims 25 yd field goal
FSU	Rashad Greene 6 yd pass from EJ Manuel (Dustin Hopkins kick)
FSU	Dustin Hopkins 25 yd field goal
NIU	Martel Moore 11 yd pass from Jordan Lynch (Matthew Sims kick)
FSU	EJ Manuel 9 yd run (Dustin Hopkins kick)
FSU	Lonnie Pryor 37 yd run (Dustin Hopkins kick)

TEAM STATISTICS

	NIU	FSU
First Downs	17	23
Rushes-Yards	32-83	37-243
Passing	176	291
Comp-Att-Int	15-41-1	38-26-0
Total Offense (Plays-Yards)	73-259	75-534
Fumble Returns-Yards	1-5	0-0
Punt Returns-Yards	1-6	0-0
Kickoff Returns-Yards	4-73	0-0
Interception Returns-Yards	0-0	1-20
Punts (Number-Avg.)	7-42.1	5-36.8
Fumbles-Lost	1-1	1-1
Penalties-Yards	5-40	8-96
Possession Time	25:52	34:08
Third-Down Conversions	5 of 18	3 of 14
Fourth-Down Conversions	2 of 4	2 of 2
Red-Zone Scores-Chances	2-2	3-3
Sacks By (No.-Yards)	0-0	3-16
Attendance		68305

INDIVIDUAL STATISTICS

RUSHING: Florida State-Lonnie Pryor 5-134; James Wilder, Jr. 11-52; Devonta Freeman 14-30; EJ Manuel 6-26; Greg Dent 1-1. NIU-LYNCH, Jordan 23-44; MAXWELL, Desroy 1-35; DANIELS, Akeem 3-15; LEWIS, Tommylee 2-9; WELLS, Jamison 1-1; TEAM 1-minus 1; BROWN, DaRon 1-minus 20.

PASSING: Florida State-EJ Manuel 26-38-0-291. NIU-LYNCH, Jordan 15-41-1-176.

RECEIVING: Florida State-Kenny Shaw 6-61; Rashad Greene 5-45; Devonta Freeman 3-43; Greg Dent 3-42; Rodney Smith 3-41; Lonnie Pryor 3-17; Nick O'Leary 2-29; Kelvin Benjamin 1-13. NIU-LEWIS, Tommylee 5-61; MOORE, Martel 4-29; ASHFORD, Perez 4-19; DANIELS, Akeem 2-67.

BOWL HISTORY: GAME RECAPS

2013 BCS CHAMPIONSHIP	
Jan. 6, 2014 Pasadena, CA	
#2 Auburn	31
#1 Florida State	34

SCORE BY QUARTERS					
	1	2	3	4	F
AUB	7	14	0	10	31
FSU	3	7	3	21	34

SCORING SUMMARY	
FSU	Roberto Aguayo 35 yd field goal
AUB	Tre Mason 12 yd pass from Nick Marshall (Cody Parkey kick)
AUB	Melvin Ray 50 yd pass from Nick Marshall (Cody Parkey kick)
AUB	Nick Marshall 4 yd run (Cody Parkey kick)
FSU	Devonta Freeman 3 yd run (Roberto Aguayo kick)
FSU	Roberto Aguayo 41 yd field goal
FSU	Chad Abram 11 yd pass from Jameis Winston (Aguayo kick)
AUB	Cody Parkey 22 yd field goal
FSU	Kermit Whitfield 100 yd kickoff return (Roberto Aguayo kick)
AUB	Tre Mason 37 yd run (Cody Parkey kick)
FSU	Kelvin Benjamin 2 yd pass from Jameis Winston (Aguayo kick)

TEAM STATISTICS		
	AUB	FSU
First Downs	25	19
Rushes-Yards	53-232	31-148
Passing	217	237
Comp-Att-Int	27-14-1	35-20-0
Total Offense (Plays-Yards)	80-449	66-385
Fumble Returns-Yards	0-0	1-29
Punt Returns-Yards	3-36	3-45
Kickoff Returns-Yards	4-70	4-172
Interception Returns-Yards	0-0	1-4
Punts (Number-Avg.)	6-43.2	6-42.8
Fumbles-lost	2-0	2-1
Penalties-Yards	5-38	8-60
Possession Time	33:41	26:19
Third-Down Conversions	10 of 18	2 of 12
Fourth-Down Conversions	0 of 0	1 of 1
Red-Zone Scores-Chances	3-4	4-4
Sacks By (No.-Yards)	4-22	2-15
Attendance		94208

INDIVIDUAL STATISTICS
RUSHING: Auburn-Tre Mason 34-195; Nick Marshall 18-45; C. Artis-Payne; 1-1; Corey Grant 1-minus 3; Louis Ricardo 1-minus 6. Florida State-Devonta Freeman 11-73; Jameis Winston 11-26; Carlos Williams 5-25; James Wilder Jr. 3-21; Chad Abram 1-3.
PASSING: Auburn-Nick Marshall 14-27-1-217. Florida State-Jameis Winston 20-35-0-237.
RECEIVING: Auburn-Sammie Coates 4-61; Quan Bray 3-4; Ricardo Louis 2-28; C.J. Uzomah 2-8; Melvin Ray 1-50; Tre Mason 1-42; Marcus Davis 1-26; Nick Marshall 0-minus 2. Florida State-Rashad Greene 9-147; Kelvin Benjamin 4-54; Devonta Freeman 3-21; Kenny Shaw 2-4; Chad Abram 1-11; Carlos Williams 1-0.

2014 ROSE BOWL/CFP	
Jan. 1, 2015 Pasadena, CA	
#2 Florida State	20
#3 Oregon	59

SCORE BY QUARTERS					
	1	2	3	4	F
FSU	3	10	7	0	20
ORE	8	10	27	14	59

SCORING SUMMARY	
FSU	Roberto Aguayo 28 yd field goal
ORE	Royce Freeman 1 yd run (French pass from Alie)
ORE	Aidan Schneider 28 yd field goal
FSU	Roberto Aguayo 26 yd field goal
ORE	Thomas Tyner 1 yd run (Aidan Schneider kick)
FSU	Karlos Williams 10 yd run (Roberto Aguayo kick)
ORE	Royce Freeman 3 yd run (Aidan Schneider kick)
FSU	Travis Rudolph 18 yd pass from Jameis Winston (Aguayo kick)
ORE	Darren Carrington 56 yd pass from Marcus Mariota (Schneider kick)
ORE	Darren Carrington 30 yd pass from Marcus Mariota (Schneider kick)
ORE	Tony Washington 58 yd fumble return (Schneider kick blocked)
ORE	Marcus Mariota 23 yd run (Aidan Schneider kick)
ORE	Thomas Tyner 21 yd run (Aidan Schneider kick)

TEAM STATISTICS		
	FSU	ORE
First Downs	28	30
Rushes-Yards	39-180	45-301
Passing	348	338
Comp-Att-Int	29-48-1	26-36-1
Total Offense (Plays-Yards)	87-528	81-639
Fumble Returns-Yards	0-0	2-65
Punt Returns-Yards	0-0	0-0
Kickoff Returns-Yards	9-186	3-48
Interception Returns-Yards	1-0	1-0
Punts (Number-Avg.)	4-33.5	2-38.5
Fumbles-lost	7-4	2-1
Penalties-Yards	6-48	6-50
Possession Time	32:43	27:17
Third-Down Conversions	6 of 16	7 of 12
Fourth-Down Conversions	0 of 2	1 of 2
Red-Zone Scores-Chances	4-5	4-4
Sacks By (No.-Yards)	0-0	2-18
Attendance		91322

INDIVIDUAL STATISTICS
RUSHING: Florida State-Dalvin Cook 15-103; Carlos Williams 12-80; Ryan Green 2-7; Mario Pender 2-5; Jameis Winston 8-minus 15. Oregon-Thomas Tyner 13-124; Marcus Mariota 8-62; Royce Freeman 12-44; Kani Benoit 4-40; Kenny Bassett 4-25; Byron Marshall 1-0. TEAM 1-minus 2; Jeff Lockie 2-minus 6.
PASSING: Florida State-Jameis Winston 29-45-1-348; Sean Maguire 0-3-0-0. Oregon-Marcus Mariota 26-36-1-338.
RECEIVING: Florida State-Travis Rudolph 6-96; Rashad Greene 6-59; Jesus Wilson 5-72; Carlos Williams 5-59; Dalvin Cook 3-24; Ermon Lane 2-22; Freddie Stevenson 1-12; Nick O'Leary 1-4. Oregon-Darren Carrington 7-165; Evan Baylis 6-73; Byron Marshall 5-20; Charles Nelson 4-40; Dwayne Stanford 2-21; Royce Freeman 2-19.

2015 PEACH BOWL	
Dec. 31, 2015 Atlanta, GA	
#14 Houston	38
#9 Florida State	24

SCORE BY QUARTERS					
	1	2	3	4	F
HOU	7	14	0	17	38
FSU	3	0	7	14	24

SCORING SUMMARY	
HOU	Greg Ward Jr. 7 yd run (Ty Cummings kick)
FSU	Roberto Aguayo 20 yd field goal
HOU	Chance Allen 20 yd pass from Demarcus Ayers (Ty Cummings kick)
HOU	Greg Ward Jr. 6 yd run (Ty Cummings kick)
FSU	Dalvin Cook 1 yd run (Roberto Aguayo kick)
HOU	Ty Cummings 39 yd field goal
FSU	Travis Rudolph 65 yd pass from Sean Maguire (Roberto Aguayo kick)
HOU	Chance Allen 17 yd pass from Greg Ward Jr. (Ty Cummings kick)
FSU	Jesus Wilson 14 yd pass from Sean Maguire (Roberto Aguayo kick)
HOU	Ryan Jackson 2 yd run (Ty Cummings kick)

TEAM STATISTICS		
	HOU	FSU
First Downs	27	17
Rushes-Yards	53-187	16-23
Passing	261	397
Comp-Att-Int	28-46-1	23-48-4
Total Offense (Plays-Yards)	99-448	71-413
Fumble Returns-Yards	0-0	0-0
Punt Returns-Yards	3-9	2-6
Kickoff Returns-Yards	1-37	4-96
Interception Returns-Yards	4-20	1-0
Punts (Number-Avg.)	7-41.6	6-51.5
Fumbles-lost	0-0	1-0
Penalties-Yards	4-30	6-66
Possession Time	34:27	25:33
Third-Down Conversions	13 of 23	6 of 15
Fourth-Down Conversions	0 of 1	0 of 1
Red-Zone Scores-Chances	5-5	3-3
Sacks By (No.-Yards)	3-21	2-12
Attendance		71007

INDIVIDUAL STATISTICS
RUSHING: Houston-Greg Ward Jr. 20-67; Ryan Jackson 16-54; Kyle Postma 3-37; Demarcus Ayers 6-17; Kenneth Farrow 3-9; Brandon Wilson 4-7; Team 1-minus 4. Florida State-Dalvin Cook 18-33; Jesus Wilson 1-5; Jacques Patrick 1-minus 1; Sean Maguire 1-minus 9; J.J. Cosentino 2-minus 12.
PASSING: Houston-Greg Ward Jr. 25-41-1-238. Florida State-Sean Maguire 22-44-4-392; J.J. Cosentino 1-4-0-5.
RECEIVING: Auburn-Demarcus Ayers 9-82; Ryan Jackson 5-32; Chance Allen 4-59; Steven Dumbard 4-32; Brandon Wilson 2-32; Donald Gage 2-8; Linell Bonner 1-11; Tyler McClosky 1-6. Florida State-Jesus Wilson 8-68; Travis Rudolph 7-201; Kermit Whitfield 4-56; Dalvin Cook 2-26; Ryan Izzo 1-33; Freddie Stevenson 1-13.

2016 ORANGE BOWL	
Dec. 30, 2016 Miami, FL	
#6 Michigan	32
#10 Florida State	33

SCORE BY QUARTERS					
	1	2	3	4	F
MICH	3	3	9	17	32
FSU	17	3	0	13	33

SCORING SUMMARY	
FSU	Dalvin Cook 2 yd run (Aguayo Kick)
MICH	Allen 19 yd field goal
FSU	Ricky Aguayo 42 yd field goal
FSU	Nyqwan Murray 92 yd pass from Deondre Francois (Aguayo Kick)
MICH	Allen 28 yd field goal
FSU	Ricky Aguayo 38 yd field goal
MICH	Allen 37 yd field goal
MICH	McCray 14 yd interception return (Speight pass failed)
FSU	Deondre Francois 3 yd run (Aguayo kick)
MICH	Hill 8 yd pass from Speight (Allen kick)
MICH	Evans 30 yd run (Darboh pass from Speight)
FSU	Nyqwan Murray 12 yd pass from Deondre Francois (Aguayo kick blocked)
MICH	Metellus PAT return

TEAM STATISTICS		
	MICH	FS
First Down	16	15
Rushes-Yds (Net)	36-89	35-149
Passing Yds (Net)	163	222
Passes Comp-Att-Int	21-38-1	9-27-1
Total Offense Plays-Yds	74-252	62-371
Fumble Returns-Yards	0-0	0-0
Punt Returns-Yards	2-(-1)	3-6
Kickoff Returns-Yards	2-40	1-66
Interception Returns-Yards	1-14	1-0
Punts (Number-Avg)	8-47.4	6-34.5
Fumbles-Lost	0-0	2-1
Penalties-Yards	4-37	7-65
Possession Time	34:17	25:43
Third-Down Conversions	7 of 20	3 of 13
Fourth-Down Conversions	1 of 2	1 of 1
Red-Zone Scores-Chances	4-4	3-3
Sacks By: Number-Yards	2-22	4-26
Attendance		67432

INDIVIDUAL STATISTICS
RUSHING: Florida State - D. Cook 20-145 1 TD. D. Francois 10-9 1 TD. J. Patrick 1-2, Freddie Stevenson 1-2. TEAM 3-(-7). Michigan - C. Evans 8-49 1 TD, D. Smith 16-36, E. McDoom 1-6, K. Higdon 4-3, J. Chesson 1-2, W. Speight 6-(-7).
PASSING: Florida State - D. Francois 27-42-22, 2 TD/1 INT. Michigan - W. Speight 21-38-163, 1 TD/1 INT.
RECEIVING: Florida State - D. Cook 3-62, T. Rudolph 3-33, N. Murray 2-104 2 TD, K. Whitfield 1-23. Michigan - A. Darboh 5-36, J. Chesson 4-31, I. Bunting 3-40, J. Butt 3-28, D. Smith 3-7, K. Hill 2-13, 1 TD T. Wheatley 1-8.

2017 INDEPENDENCE BOWL	
Dec. 27, 2017 Shreveport, LA	
Southern Miss	13
Florida State	42

SCORE BY QUARTERS					
	1	2	3	4	F
USM	6	0	7	0	13
FSU	7	16	10	9	42

SCORING SUMMARY	
USM	Kwadra Griggs 5 yd run (Parker Shaunfield kick failed)
FSU	Auden Tate 20 yd pass from James Blackman (Ricky Aguayo kick)
FSU	Cam Akers 14 yd pass from James Blackman (Aguayo kick failed)
FSU	Ricky Aguayo 29 yd field goal
FSU	Auden Tate 10 yd pass from James Blackman (Aguayo kick)
FSU	Ricky Aguayo 39 yd field goal
FSU	Jacques Patrick 2 yd run (Aguayo kick)
USM	Korey Robertson 13 yd pass from Kwadra Griggs (Shaunfield kick)
FSU	Auden Tate 17 yd pass from James Blackman (Aguayo rush failed)
FSU	Ricky Aguayo 39 yd field goal

TEAM STATISTICS		
	USM	FSU
First Downs	12	25
Rushes-Yards	28-131	45-214
Passing	129	238
Comp-Att-Int	15-27-0	19-29-0
Total Offense (Plays-Yards)	55-260	74-452
Fumble Returns-Yards	0-0	0-0
Punt Returns-Yards	0-0	1-0
Kickoff Returns-Yards	8-137	1-11
Interception Returns-Yards	0-0	0-0
Punts (Number-Avg.)	4-41.2	1-38.0
Fumbles-lost	1-1	0-0
Penalties-Yards	7-44	6-60
Possession Time	22:52	37:08
Third-Down Conversions	4 of 14	7 of 13
Fourth-Down Conversions	2 of 4	1 of 1
Red-Zone Scores-Chances	2-2	6-7
Sacks By (No.-Yards)	0-0	0-0
Attendance		33601

INDIVIDUAL STATISTICS
RUSHING: Florida State - C. Akers 13-94, J. Patrick 16-61, J. Blackman 6-29, A. Rasul 7-25, C. Plante 1-6, J. Cosentino 1-2, G. Nabers 1-(-3). USM - I. Smith 18-92, K. Griggs 8-39, A. Stagers 1-4, J. Adams 1-2, T. Parks 2-(-6).
PASSING: Florida State - J. Blackman 18-26-233, 4 TD/0 INT, J. Cosentino 1-3-5, 0 TD/0 INT. USM - K. Griggs 13-25-86, 1 TD/0 INT, A. Stagers 1-1-18, 0 TD/0 INT, J. Everett 1-25, 0 TD/0 INT.
RECEIVING: Florida State - A. Tate 5-84, R. Izzo 5-59, D. Matthews 3-37, J. Patrick 2-26, C. Akers 1-14, K. Gavin 1-13, A. Rasul 1-5. USM - K. Robertson 4-36, I. Smith 4-26, A. Falls 1-25, J. Adams 2-22, K. Griggs 1-18, A. Stagers 1-2, J. Washington 1-1, T. Parks 1-(-1).

2019 STATS

2019 FSU Football Florida State Overall Team Statistics (as of Dec 01, 2019) All games

Team Statistics	FS	OPP
SCORING	349	342
Points Per Game	29.1	28.5
Points Off Turnovers	28	55
FIRST DOWNS	244	296
Rushing	91	101
Passing	129	157
Penalty	24	38
RUSHING YARDAGE	1605	1830
Yards gained rushing	2058	2087
Yards lost rushing	453	257
Rushing Attempts	426	498
Average Per Rush	3.8	3.7
Average Per Game	133.8	152.5
TDs Rushing	23	18
PASSING YARDAGE	3233	3402
Comp-Att-Int	263-403-9	296-476-8
Average Per Pass	8.0	7.1
Average Per Catch	12.3	11.5
Average Per Game	269.4	283.5
TDs Passing	23	19
TOTAL OFFENSE	4838	5232
Total Plays	829	974
Average Per Play	5.8	5.4
Average Per Game	403.2	436.0
KICK RETURNS: #-Yards	19-483	13-312
PUNT RETURNS: #-Yards	17-114	16-93
INT RETURNS: #-Yards	8-94	9-141
KICK RETURN AVERAGE	25.4	24.0
PUNT RETURN AVERAGE	6.7	5.8
INT RETURN AVERAGE	11.8	15.7
FUMBLES-LOST	17-6	18-8
PENALTIES-Yards	111-881	82-697
Average Per Game	73.4	58.1
PUNTS-Yards	71-2805	58-2553
Average Per Punt	39.5	44.0
Net punt average	37.6	41.4
KICKOFFS-Yards	63-3931	70-4044
Average Per Kick	62.4	57.8
Net kick average	39.6	39.4
TIME OF POSSESSION/Game	25:51	34:09
3RD-DOWN Conversions	66/176	87/208
3rd-Down Pct	38%	42%
4TH-DOWN Conversions	9/16	11/21
4th-Down Pct	56%	52%
SACKS BY-Yards	29-152	44-266
MISC YARDS	0	0
TOUCHDOWNS SCORED	47	39
FIELD GOALS-ATTEMPTS	7-13	24-33
ON-SIDE KICKS	0-1	0-2
RED-ZONE SCORES	(32-37) 86%	(51-60) 85%
RED-ZONE TOUCHDOWNS	(26-37) 70%	(30-60) 50%
PAT-ATTEMPTS	(44-45) 98%	(34-37) 92%
ATTENDANCE	378136	289829
Games/Avg Per Game	7/54019	5/57966
Neutral Site Games		0/0

Score by Quarters	1st	2nd	3rd	4th	OT	Total
Florida State	96	87	76	83	7	349
Opponents	53	106	58	119	6	342

2019 STATS

2019 FSU Football Florida State Overall Individual Statistics (as of Dec 01, 2019) All games

Rushing	gp	att	gain	loss	net	avg	td	lg	avg/g
Cam Akers	11	231	1205	61	1144	5.0	14	50	104.0
Khalan Laborn	10	63	320	23	297	4.7	4	40	29.7
Jordan Travis	3	12	172	2	170	14.2	3	66	56.7
Deonte Sheffield	3	9	48	0	48	5.3	1	17	16.0
James Blackman	11	62	203	155	48	0.8	1	35	4.4
Keyshawn Helton	6	2	19	0	19	9.5	0	14	3.2
D.J. Matthews	11	4	18	0	18	4.5	0	10	1.6
Tre'Shaun Harrison	12	4	17	7	10	2.5	0	11	0.8
Tamorriion Terry	12	1	0	9	-9	-9.0	0	0	-0.8
TEAM	9	9	0	69	-69	-7.7	0	0	-7.7
Alex Hornibrook	5	29	56	127	-71	-2.4	0	15	-14.2
Total	12	426	2058	453	1605	3.8	23	66	133.8
Opponents	12	498	2087	257	1830	3.7	18	29	152.5

Passing	gp	effic	comp-att-int	pct	yds	td	lg	avg/g
James Blackman	11	144.65	170-266-7	63.9	2095	16	75	190.5
Alex Hornibrook	5	152.40	84-122-2	68.9	986	7	64	197.2
Jordan Travis	3	130.85	4-8-0	50.0	77	0	63	25.7
Cam Akers	11	136.67	4-6-0	66.7	50	0	18	4.5
D.J. Matthews	11	310.00	1-1-0	100.0	25	0	25	2.3
Total	12	147.02	263-403-9	65.3	3233	23	75	269.4
Opponents	12	132.03	296-476-8	62.2	3402	19	74	283.5

Receiving	gp	no.	yds	avg	td	lg	avg/g
Tamorriion Terry	12	51	1023	20.1	8	75	85.2
D.J. Matthews	11	36	355	9.9	3	60	32.3
Cam Akers	11	30	225	7.5	4	44	20.5
Tre'Shaun Harrison	12	27	289	10.7	2	47	24.1
Tre' McKitty	11	23	241	10.5	0	30	21.9
Ontaria Wilson	7	20	227	11.4	1	40	32.4
Keyshawn Helton	6	17	239	14.1	3	58	39.8
Keith Gavin	12	16	157	9.8	0	16	13.1
Gabe Nabers	12	15	221	14.7	2	63	18.4
Khalan Laborn	10	10	66	6.6	0	16	6.6
Warren Thompson	6	6	91	15.2	0	51	15.2
Camren McDonald	12	6	43	7.2	0	24	3.6
Jordan Young	12	3	52	17.3	0	29	4.3
Adarius Dent	6	2	-2	-1.0	0	3	-0.3
Alex Hornibrook	5	1	6	6.0	0	6	1.2
Total	12	263	3233	12.3	23	75	269.4
Opponents	12	296	3402	11.5	19	74	283.5

Punt Returns	no.	yds	avg	td	lg
D.J. Matthews	16	107	6.7	0	26
Isaiah Bolden	1	7	7.0	0	7
Total	17	114	6.7	0	26
Opponents	16	93	5.8	0	23

Interceptions	no.	yds	avg	td	lg
Stanford Samuels	2	7	3.5	0	7
Hamsah Nasirildeen	2	80	40.0	1	80
Isaiah Bolden	1	4	4.0	0	4
Asante Samuel	1	0	0.0	0	0
Levonta Taylor	1	0	0.0	0	0
Cyrus Fagan	1	3	3.0	0	3
Total	8	94	11.8	1	80
Opponents	9	141	15.7	2	57

Kick Returns	no.	yds	avg	td	lg
Keyshawn Helton	8	228	28.5	0	58
Isaiah Bolden	6	156	26.0	0	41
Tre'Shaun Harrison	5	99	19.8	0	23
Total	19	483	25.4	0	58
Opponents	13	312	24.0	0	44

Fumble Returns	no.	yds	avg	td	lg
Cyrus Fagan	1	2	2.0	0	2
Janarius Robinson	1	20	20.0	0	20
Total	2	22	11.0	0	20
Opponents	3	33	11.0	0	16

2019 STATS

2019 FSU Football Florida State Overall Individual Statistics (as of Dec 01, 2019) All games

Scoring	td	fg	PAT				dxp	saf	pts
			kick	rush	rcv	pass			
Cam Akers	18	-	-	1-1	-	-	-	-	110
Ricky Aguayo	-	7-13	39-39	-	-	-	-	-	60
Tamorrion Terry	8	-	-	-	-	-	-	-	48
Khalan Laborn	4	-	-	-	-	-	-	-	24
D.J. Matthews	3	-	-	-	-	0-1	-	-	18
Jordan Travis	3	-	-	-	-	-	-	-	18
Keyshawn Helton	3	-	-	-	-	-	-	-	18
Gabe Nabers	2	-	-	-	-	-	-	-	12
Tre'Shaun Harrison	2	-	-	-	-	-	-	-	12
Ontaria Wilson	1	-	-	-	-	-	-	-	6
James Blackman	1	-	-	-	-	-	-	-	6
Hamsah Nasirildeen	1	-	-	-	-	-	-	-	6
Deonte Sheffield	1	-	-	-	-	-	-	-	6
Parker Grothaus	-	-	5-6	-	-	-	-	-	5
Total	47	7-13	44-45	1-1	-	0-1	-	-	349
Opponents	39	24-33	34-37	1-2	-	-	-	-	342

Total Offense	g	plays	rush	pass	total	avg/g
James Blackman	11	328	48	2095	2143	194.8
Cam Akers	11	237	1144	50	1194	108.5
Alex Hornibrook	5	151	-71	986	915	183.0
Khalan Laborn	10	63	297	0	297	29.7
Jordan Travis	3	20	170	77	247	82.3
Deonte Sheffield	3	9	48	0	48	16.0
D.J. Matthews	11	5	18	25	43	3.9
Keyshawn Helton	6	2	19	0	19	3.2
Tre'Shaun Harrison	12	4	10	0	10	0.8
Tamorrion Terry	12	1	-9	0	-9	-0.8
TEAM	9	9	-69	0	-69	-7.7
Total	12	829	1605	3233	4838	403.2
Opponents	12	974	1830	3402	5232	436.0

Field Goals	fg	pct.	01-19	20-29	30-39	40-49	50-99	lg	blk
Ricky Aguayo	7-13	53.8	0-0	1-1	3-3	2-6	1-3	53	0

FG Sequence	Florida State	Opponents
Boise State	(46)	(36),(36),(41),(26),(30)
ULM	(36)	(24)
Virginia	(53)	(49)
Louisville	51,47,41	(30)
NC State	(37),47	(29),(26),42
Clemson	-	24,(26)
Wake Forest	50	(21),(25),(25),(27),(25)
Syracuse	-	(50),46
Miami	(37)	(29),37,(32)
Boston College	(20)	37,45,(30)
Alabama State	-	(19),38,(35),45,38
Florida	(48),44	(50),(21)

Punting	no.	yds	avg	lg	tb	fc	i20	50+	blk
Tommy Martin	64	2497	39.0	59	1	33	17	6	0
Logan Tyler	7	308	44.0	53	1	3	0	1	0
Total	71	2805	39.5	59	2	36	17	7	0
Opponents	58	2553	44.0	65	2	15	18	16	0

Kickoffs	no.	yds	avg	tb	ob	retn	net	ydln
Parker Grothaus	57	3541	62.1	40	1			
Logan Tyler	6	390	65.0	5	0			
Total	63	3931	62.4	45	1	24.0	39.6	25
Opponents	70	4044	57.8	32	3	25.4	39.4	25

Numbers in (parentheses) indicate field goal was made.

2019 STATS

2019 FSU Football Florida State Overall Individual Statistics (as of Dec 01, 2019) All games

All Purpose	g	rush	rcv	pr	kr	ir	total	avg/g
Cam Akers	11	1144	225	0	0	0	1369	124.5
Tamorrion Terry	12	-9	1023	0	0	0	1014	84.5
Keyshawn Helto	6	19	239	0	228	0	486	81.0
D.J. Matthews	11	18	355	107	0	0	480	43.6
Tre'Shaun Harris	12	10	289	0	99	0	398	33.2
Khalan Laborn	10	297	66	0	0	0	363	36.3
Tre' McKitty	11	0	241	0	0	0	241	21.9
Ontaria Wilson	7	0	227	0	0	0	227	32.4
Gabe Nabers	12	0	221	0	0	0	221	18.4
Jordan Travis	3	170	0	0	0	0	170	56.7
Isaiah Bolden	12	0	0	7	156	4	167	13.9
Keith Gavin	12	0	157	0	0	0	157	13.1
Warren Thomps	6	0	91	0	0	0	91	15.2
Hamsah Nasirild	12	0	0	0	0	80	80	6.7
Jordan Young	12	0	52	0	0	0	52	4.3
James Blackma	11	48	0	0	0	0	48	4.4
Deonte Sheffield	3	48	0	0	0	0	48	16.0
Camren McDon	12	0	43	0	0	0	43	3.6
Stanford Samuel	12	0	0	0	0	7	7	0.6
Cyrus Fagan	7	0	0	0	0	3	3	0.4
Adarius Dent	6	0	-2	0	0	0	-2	-0.3
Alex Hornibrook	5	-71	6	0	0	0	-65	-13.0
TEAM	9	-69	0	0	0	0	-69	-7.7
Total	12	1605	3233	114	483	94	5529	460.8
Opponents	12	1830	3402	93	312	141	5778	481.5

2019 STATS

2019 FSU Football Florida State Overall Defensive Statistics (as of Dec 01, 2019) All games

##	Defensive Leaders	gp	Tackles				Sacks no-yds	Pass defense			Fumbles		blkd	
			ua	a	tot	tfl/yds		int-yds	brup	qbh	rcv-yds	ff	kick	saf
2N	Hamsah Nasirildeen	12	61	40	101	2.0-8	1.0-7	2-80	3	1	1-0	3	.	.
56	Emmett Rice	12	37	28	65	4.5-16	1.0-10	.	1	.	1-0	.	.	.
33	Amari Gainer	12	29	34	63	6.5-31	3.0-23	.	.	4	.	2	.	.
8	Stanford Samuels	12	37	23	60	1.5-2	.	2-7	7
35	Leonard Warner	11	22	30	52	2.5-4	1.0-2	.	.	3
26	Asante Samuel	11	33	14	47	1.0-5	.	1-0	12
1R	Janarius Robinson	12	24	21	45	9.0-19	3.0-8	.	1	2	1-20	2	.	.
2W	Marvin Wilson	9	19	25	44	8.5-39	5.0-30	.	4	2	1-0	1	.	.
5	Dontavious Jackson	10	25	18	43	1.5-4	.	.	.	2
24	Cyrus Fagan	7	27	13	40	.	.	1-3	2	.	1-2	.	.	.
91	Robert Cooper	12	16	21	37	4.0-11	1.0-1	.	1	1	1-0	.	.	.
16	Cory Durden	12	16	20	36	5.0-23	4.5-23	.	2	2	.	1	.	.
1	Levonta Taylor	10	23	12	35	2.5-8	1.0-4	1-0	3	2
27	Akeem Dent	12	20	13	33	1.5-3	.	.	7
44	Brendan Gant	12	17	11	28	1.5-5	.	.	.	3
58	Dennis Briggs Jr.	12	15	13	28	3.5-9	1.0-7	.	1	2	1-0	1	.	.
49	Cedric Wood	12	9	18	27	1.0-1	1.0-1
6L	Jaiden Lars-Woodbey	4	6	13	19	1.0-4	0.5-3	.	1	.	1-0	.	.	.
28	DeCalon Brooks	11	7	8	15	1
1L	A.J. Lytton	11	12	2	14	1.0-2	1	.	.
42	Jaleel McRae	12	7	6	13	1.5-5	1.0-4
90	Tru Thompson	11	5	6	11	2.0-4	1.0-3
15	Carlos Becker	9	8	3	11	2.0-15	2.0-15	1	.	.
13	Joshua Kaindoh	3	5	4	9	2.5-13	1.0-9	.	.	1
51	Josh Brown	12	5	3	8
31	Raymond Woodie III	9	4	4	8	1.5-4	1.0-2
29	Isaiah Bolden	12	5	3	8	.	.	1-4	2
36	Renardo Green	12	5	1	6	1.0-2	.	.	2
14	Kyle Meyers	4	4	.	4
22	Adonis Thomas	7	2	1	3
3G	Parker Grothaus	11	2	.	2
32	Gabe Nabers	12	2	.	2
1B	James Blackman	11	2	.	2
97	Malcolm Lamar	4	.	2	2
2D	Kalen DeLoach	7	1	1	2	1
80	Ontaria Wilson	7	1	.	1
88	Tre'Shaun Harrison	12	1	.	1
5R	Ryan Roberts	12	1	.	1
83	Jordan Young	12	1	.	1
4G	Grant Glennon	12	.	1	1
55	Derrick McLendon II	4	.	1	1	0.5-0
20	Keyshawn Helton	6	1	.	1
87	Camren McDonald	12	1	.	1
48	Armani Kerr	1	1	.	1
43	Joseph Schergen	1	.	1	1
19	Jarvis Brownlee	4	1	.	1
Total		12	520	414	934	69-237	29-152	8-94	49	27	8-22	12	.	.
Opponents		12	480	322	802	101-429	44-266	9-141	42	33	6-33	9	1	.

2019 STATS

2019 FSU Football Florida State Team Game-by-Game (as of Dec 01, 2019) All games

TEAM STATISTICS

Date	Opponent	Rushing				Receiving				Passing				Kick Returns				Punt Returns				tot off
		no.	yds	td	lg	no.	yds	td	lg	cmp-att-int	yds	td	lg	no.	yds	td	lg	no.	yds	td	lg	
Aug 31	BOISE STATE	28	99	1	38	23	327	3	75	23-34-0	327	3	75	1	17	0	17	1	22	0	22	426
Sep 07	ULM	50	219	3	24	30	282	3	44	30-40-2	282	3	44	5	135	0	49	2	32	0	26	501
Sep 14	at Virginia	29	95	0	36	22	234	3	30	22-37-0	234	3	30	0	0	0	0	0	0	0	0	329
Sep 21	LOUISVILLE	41	140	3	18	26	382	2	60	26-34-0	382	2	60	1	18	0	18	3	14	0	11	522
Sep 28	NC STATE	32	53	1	41	29	316	3	43	29-40-0	316	3	43	1	58	0	58	4	24	0	9	369
Oct 12	at Clemson	23	103	1	40	17	150	1	64	17-35-3	150	1	64	2	42	0	23	1	9	0	9	253
Oct 19	at Wake Forest	46	169	1	32	27	280	2	36	27-43-1	280	2	36	2	34	0	19	1	8	0	8	449
Oct 26	SYRACUSE	47	241	5	27	19	246	0	54	19-32-0	246	0	54	0	0	0	0	0	0	0	0	487
Nov 02	MIAMI	41	31	0	16	20	172	1	20	20-28-2	172	1	20	1	23	0	23	1	7	0	7	203
Nov 09	at Boston College	31	178	3	66	18	346	2	74	18-26-0	346	2	74	3	80	0	41	1	-10	0	0	524
Nov 16	ALABAMA STATE	27	208	3	61	16	317	3	69	16-29-1	317	3	69	1	34	0	34	3	8	0	8	525
Nov 30	at Florida	31	69	2	50	16	181	0	45	16-25-0	181	0	45	2	42	0	25	0	0	0	0	250
Florida State		426	1605	23	66	263	3233	23	75	263-403-9	3233	23	75	19	483	0	58	17	114	0	26	4838
		498	1830	18	29	296	3402	19	74	296-476-8	3402	19	74	13	312	0	44	16	93	0	23	5232

Games: 12 • Avg/rush: 3.8 • Avg/catch: 12.3 • Pass effc: 147.02 • KR avg: 25.4 • PR avg: 6.7 • All purpose avg/game: 460.8 • Total offense avg/gm: 403.2

		Tackles				Sacks	Fumble		Pass Defense			blkd	PAT Attempts			off		
Date	Opponent	ua	a	total	tfl-yds	no-yds	ff	fr-yds	int-yds	qbh	brup	kick	kick	rush	rcv	saf	t/o	pts
Aug 31	BOISE STATE	58	36	94	8.0-42	6.0-37	4	2-20	1-4	8	5	0	4-4	0	0	0	7	31
Sep 07	ULM	52	22	74	2.0-7	1.0-4	2	1-0	0-0	1	4	0	6-6	0	0	0	0	45
Sep 14	at Virginia	35	40	75	5.0-14	2.0-10	0	0-0	2-0	0	0	0	3-3	0	0	0	0	24
Sep 21	LOUISVILLE	41	36	77	11.0-37	6.0-27	1	1-0	1-3	2	3	0	5-5	0	0	0	7	35
Sep 28	NC STATE	40	24	64	6.0-26	2.0-15	2	2-2	0-0	2	8	0	4-4	0	0	0	0	31
Oct 12	at Clemson	53	34	87	4.0-6	0.0-0	1	1-0	1-0	0	3	0	2-2	0	0	0	0	14
Oct 19	at Wake Forest	46	26	72	2.0-2	0.0-0	0	0-0	0-0	4	5	0	2-2	0	0	0	0	20
Oct 26	SYRACUSE	44	40	84	12.0-36	7.0-24	0	0-0	0-0	1	3	0	3-4	1	0	0	0	35
Nov 02	MIAMI	33	26	59	5.0-25	2.0-15	1	1-0	0-0	5	9	0	1-1	0	0	0	0	10
Nov 09	at Boston College	42	68	110	2.0-11	1.0-10	1	0-0	1-0	0	2	0	5-5	0	0	0	7	38
Nov 16	ALABAMA STATE	46	20	66	9.0-24	2.0-10	0	0-0	2-87	2	3	0	7-7	0	0	0	7	49
Nov 30	at Florida	30	42	72	3.0-7	0.0-0	0	0-0	0-0	2	4	0	2-2	0	0	0	0	17
Florida State		520	414	934	69.0-237	29.0-152	12	8-22	8-94	27	49	0	44-45	1	0	0	28	349
		480	322	802	101.0-429	44.0-266	9	6-33	9-141	33	42	1	34-37	1	0	0	55	342

		Punting									Field Goals			Kickoffs				
Date	Opponent	no.	yds	avg	long	blkd	tb	fc	50+	i20	md-att	long	blkd	no.	yds	avg	tb	ob
Aug 31	BOISE STATE	7	308	44.0	53	0	1	3	1	0	1-1	46	0	6	390	65.0	5	0
Sep 07	ULM	5	214	42.8	58	0	0	2	1	2	1-1	36	0	6	359	59.8	3	0
Sep 14	at Virginia	6	254	42.3	59	0	0	4	1	3	1-1	53	0	5	325	65.0	4	0
Sep 21	LOUISVILLE	4	168	42.0	49	0	0	3	0	1	0-3	0	0	6	390	65.0	4	0
Sep 28	NC STATE	7	280	40.0	53	0	1	1	1	2	1-2	37	0	6	390	65.0	6	0
Oct 12	at Clemson	9	342	38.0	46	0	0	7	0	2	0-0	0	0	2	130	65.0	2	0
Oct 19	at Wake Forest	6	249	41.5	47	0	0	2	0	1	0-1	0	0	4	230	57.5	2	0
Oct 26	SYRACUSE	5	191	38.2	43	0	0	2	0	1	0-0	0	0	6	375	62.5	6	0
Nov 02	MIAMI	8	283	35.4	46	0	0	3	0	0	1-1	37	0	3	188	62.7	2	0
Nov 09	at Boston College	4	105	26.2	37	0	0	2	0	2	1-1	20	0	7	419	59.9	3	0
Nov 16	ALABAMA STATE	4	148	37.0	41	0	0	2	0	0	0-0	0	0	8	479	59.9	5	1
Nov 30	at Florida	6	263	43.8	53	0	0	5	3	3	1-2	48	0	4	256	64.0	3	0
Florida State		71	2805	39.5	59	0	2	36	7	17	7-13	53	0	63	3931	62.4	45	1
		58	2553	44.0	65	0	2	15	16	18	24-33	50	0	70	4044	57.8	32	3

2019 STATS

2019 FSU Football Florida State Opponent Game-by-Game (as of Dec 01, 2019) All games

OPPONENT STATISTICS

Date	Opponent	Rushing				Receiving				Passing				Kick Returns				Punt Returns				tot off
		no.	yds	td	lg	no.	yds	td	lg	cmp-att-int	yds	td	lg	no.	yds	td	lg	no.	yds	td	lg	
Aug 31	BOISE STATE	57	214	2	24	30	407	1	36	30-51-1	407	1	36	1	20	0	20	1	-3	0	0	621
Sep 07	ULM	41	178	3	22	23	241	2	33	23-38-0	241	2	33	2	30	0	16	1	5	0	5	419
Sep 14	at Virginia	32	120	3	22	30	295	1	35	30-40-2	295	1	35	1	35	0	35	2	0	0	0	415
Sep 21	LOUISVILLE	47	124	1	16	16	286	2	74	16-28-1	286	2	74	2	37	0	36	1	10	0	10	410
Sep 28	NC STATE	28	88	0	19	28	282	1	33	28-52-0	282	1	33	0	0	0	0	2	10	0	6	370
Oct 12	at Clemson	53	320	2	29	24	232	3	40	24-38-1	232	3	40	0	0	0	0	0	0	0	0	552
Oct 19	at Wake Forest	40	116	1	13	21	308	0	51	21-38-0	308	0	51	1	16	0	16	3	11	0	5	424
Oct 26	SYRACUSE	51	192	2	25	20	151	0	23	20-33-0	151	0	23	0	0	0	0	1	4	0	4	343
Nov 02	MIAMI	24	40	1	16	21	313	2	56	21-37-0	313	2	56	1	13	0	13	3	44	0	23	353
Nov 09	at Boston College	64	281	2	24	20	227	2	23	20-29-1	227	2	23	3	77	0	32	0	0	0	0	508
Nov 16	ALABAMA STATE	36	80	0	17	28	270	1	34	28-44-2	270	1	34	1	44	0	44	1	0	0	0	350
Nov 30	at Florida	25	77	1	15	35	390	4	47	35-48-0	390	4	47	1	40	0	40	1	12	0	12	467
Opponents		498	1830	18	29	296	3402	19	74	296-476-8	3402	19	74	13	312	0	44	16	93	0	23	5232
		426	1605	23	66	263	3233	23	75	263-403-9	3233	23	75	19	483	0	58	17	114	0	26	4838

Games: 12 • Avg/rush: 3.7 • Avg/catch: 11.5 • Pass effic: 132.03 • KR avg: 24.0 • PR avg: 5.8 • All purpose avg/game: 481.5 • Total offense avg/gm: 436.0

Date	Opponent	Tackles				Sacks		Fumble		Pass Defense			blkd	PAT Attempts			off	
		ua	a	total	tfl-yds	no-yds	ff	fr-yds	int-yds	qbh	brup	kick	kick	rush	rcv	saf	t/o	pts
Aug 31	BOISE STATE	35	18	53	11.0-42	4.0-30	2	2-16	0-0	1	1	0	3-3	0	0	0	14	36
Sep 07	ULM	56	40	96	9.0-33	2.0-10	1	1-9	2-58	3	2	0	5-6	0	0	0	21	44
Sep 14	at Virginia	27	40	67	9.0-30	3.0-14	0	0-0	0-0	0	7	0	2-3	1	0	0	0	31
Sep 21	LOUISVILLE	45	36	81	5.0-18	2.0-7	0	0-0	0-0	4	2	0	3-3	0	0	0	0	24
Sep 28	NC STATE	47	18	65	14.0-57	8.0-45	1	0-0	0-0	4	3	0	1-1	0	0	0	0	13
Oct 12	at Clemson	33	14	47	5.0-31	3.0-15	2	1-0	3-48	6	2	0	6-6	0	0	0	14	45
Oct 19	at Wake Forest	57	24	81	8.0-25	2.0-8	1	1-0	1-0	6	5	0	1-1	0	0	0	0	22
Oct 26	SYRACUSE	38	36	74	6.0-36	2.0-13	0	0-0	0-0	1	5	1	2-2	0	0	0	0	17
Nov 02	MIAMI	48	18	66	16.0-84	9.0-66	0	0-0	2-26	2	4	0	3-3	0	0	0	0	27
Nov 09	at Boston College	34	24	58	5.0-6	0.0-0	0	0-0	0-0	1	4	0	4-4	0	0	0	0	31
Nov 16	ALABAMA STATE	35	12	47	1.0-2	1.0-2	1	1-8	1-9	0	4	0	0-0	0	0	0	6	12
Nov 30	at Florida	25	42	67	12.0-65	8.0-56	1	0-0	0-0	5	3	0	4-5	0	0	0	0	40
Opponents		480	322	802	101.0-429	44.0-266	9	6-33	9-141	33	42	1	34-37	1	0	0	55	342
		520	414	934	69.0-237	29.0-152	12	8-22	8-94	27	49	0	44-45	1	0	0	28	349

		Punting									Field Goals			Kickoffs				
Date	Opponent	no.	yds	avg	long	blkd	tb	fc	50+	i20	md-att	long	blkd	no.	yds	avg	tb	ob
Aug 31	BOISE STATE	4	156	39.0	52	0	0	1	2	1	5-5	41	0	8	438	54.8	4	0
Sep 07	ULM	6	274	45.7	52	0	1	1	1	0	1-1	24	0	7	449	64.1	2	0
Sep 14	at Virginia	4	170	42.5	48	0	0	2	0	1	1-1	49	0	6	325	54.2	4	0
Sep 21	LOUISVILLE	6	265	44.2	60	0	0	1	1	0	1-1	30	0	5	244	48.8	0	1
Sep 28	NC STATE	6	285	47.5	54	0	0	1	2	2	2-3	29	0	4	258	64.5	3	0
Oct 12	at Clemson	4	157	39.2	52	0	0	1	1	3	1-2	26	0	8	525	65.6	6	0
Oct 19	at Wake Forest	8	373	46.6	63	0	0	1	4	4	5-5	27	0	7	350	50.0	0	1
Oct 26	SYRACUSE	6	259	43.2	51	0	0	5	2	2	1-2	50	0	3	195	65.0	3	0
Nov 02	MIAMI	5	229	45.8	65	0	1	0	2	1	2-3	32	0	5	325	65.0	4	0
Nov 09	at Boston College	2	91	45.5	46	0	0	0	0	1	1-3	30	0	5	272	54.4	0	1
Nov 16	ALABAMA STATE	5	216	43.2	52	0	0	0	1	3	2-5	35	0	4	153	38.2	0	0
Nov 30	at Florida	2	78	39.0	42	0	0	2	0	0	2-2	50	0	8	510	63.8	6	0
Opponents		58	2553	44.0	65	0	2	15	16	18	24-33	50	0	70	4044	57.8	32	3
		71	2805	39.5	59	0	2	36	7	17	7-13	53	0	63	3931	62.4	45	1

2019 STATS

2019 FSU Football Florida State Game Superlatives (as of Dec 01, 2019) All games

INDIVIDUAL GAME HIGHS

Rushes	36	Cam Akers vs ULM (Sep 07, 2019)
Yards Rushing	193	Cam Akers vs ULM (Sep 07, 2019)
TD Rushes	4	Cam Akers vs Syracuse (Oct 26, 2019)
Long Rush	66	Jordan Travis at Boston College (Nov 09, 2019)
Pass attempts	43	James Blackman at Wake Forest (Oct 19, 2019)
Pass completions	30	James Blackman vs ULM (Sep 07, 2019)
Yards Passing	346	James Blackman at Boston College (Nov 09, 2019)
TD Passes	3	James Blackman vs Boise State (Aug 31, 2019)
	3	James Blackman vs ULM (Sep 07, 2019)
	3	James Blackman at Virginia (Sep 14, 2019)
	3	Alex Hornibrook vs NC State (Sep 28, 2019)
	3	James Blackman vs Alabama State (Nov 16, 2019)
Long Pass	75	James Blackman vs Boise State (Aug 31, 2019)
Receptions	7	D.J. Matthews vs ULM (Sep 07, 2019)
	7	Keyshawn Helton vs Louisville (Sep 21, 2019)
	7	Tamorriion Terry at Boston College (Nov 09, 2019)
	7	Tamorriion Terry at Florida (Nov 30, 2019)
Yards Receiving	156	Tamorriion Terry at Boston College (Nov 09, 2019)
TD Receptions	2	Tamorriion Terry vs NC State (Sep 28, 2019)
Long Reception	75	Tamorriion Terry vs Boise State (Aug 31, 2019)
Field Goals	1	Ricky Aguayo vs Boise State (Aug 31, 2019)
	1	Ricky Aguayo vs ULM (Sep 07, 2019)
	1	Ricky Aguayo at Virginia (Sep 14, 2019)
	1	Ricky Aguayo vs NC State (Sep 28, 2019)
	1	Ricky Aguayo vs Miami (Nov 02, 2019)
	1	Ricky Aguayo at Boston College (Nov 09, 2019)
	1	Ricky Aguayo at Florida (Nov 30, 2019)
Long Field Goal	53	Ricky Aguayo at Virginia (Sep 14, 2019)
Punts	9	Tommy Martin at Clemson (Oct 12, 2019)
Punting Avg	44.0	Logan Tyler vs Boise State (Aug 31, 2019)
Long Punt	59	Tommy Martin at Virginia (Sep 14, 2019)
Punts inside 20	3	Tommy Martin at Virginia (Sep 14, 2019)
	3	Tommy Martin at Florida (Nov 30, 2019)
Long Punt Return	26	D.J. Matthews vs ULM (Sep 07, 2019)
Long Kickoff Return	58	Keyshawn Helton vs NC State (Sep 28, 2019)
Tackles	22	Hamsah Nasirildeen at Boston College (Nov 09, 2019)
Sacks	2.0	Carlos Becker vs Boise State (Aug 31, 2019)
	2.0	Marvin Wilson vs Louisville (Sep 21, 2019)
	2.0	Amari Gainer vs NC State (Sep 28, 2019)
	2.0	Marvin Wilson vs Syracuse (Oct 26, 2019)
Tackles For Loss	4.0	Janarius Robinson at Clemson (Oct 12, 2019)
Interceptions	1	Isaiah Bolden vs Boise State (Aug 31, 2019)
	1	Levonta Taylor at Virginia (Sep 14, 2019)
	1	Asante Samuel at Virginia (Sep 14, 2019)
	1	Cyrus Fagan vs Louisville (Sep 21, 2019)
	1	Hamsah Nasirildeen at Clemson (Oct 12, 2019)
	1	Stanford Samuels at Boston College (Nov 09, 2019)
	1	Hamsah Nasirildeen vs Alabama State (Nov 16, 2019)
	1	Stanford Samuels vs Alabama State (Nov 16, 2019)

2019 STATS

2019 FSU Football Florida State Game Superlatives (as of Dec 01, 2019) All games

TEAM GAME HIGHS

Rushes	50	vs ULM (Sep 07, 2019)
Yards Rushing	241	vs Syracuse (Oct 26, 2019)
Yards Per Rush	7.7	vs Alabama State (Nov 16, 2019)
TD Rushes	5	vs Syracuse (Oct 26, 2019)
Pass attempts	43	at Wake Forest (Oct 19, 2019)
Pass completions	30	vs ULM (Sep 07, 2019)
Yards Passing	382	vs Louisville (Sep 21, 2019)
Yards Per Pass	13.3	at Boston College (Nov 09, 2019)
TD Passes	3	vs Boise State (Aug 31, 2019)
	3	vs ULM (Sep 07, 2019)
	3	at Virginia (Sep 14, 2019)
	3	vs NC State (Sep 28, 2019)
	3	vs Alabama State (Nov 16, 2019)
Total Plays	90	vs ULM (Sep 07, 2019)
Total Offense	525	vs Alabama State (Nov 16, 2019)
Yards Per Play	9.4	vs Alabama State (Nov 16, 2019)
Points	49	vs Alabama State (Nov 16, 2019)
Sacks By	7	vs Syracuse (Oct 26, 2019)
First Downs	30	vs ULM (Sep 07, 2019)
Penalties	13	vs NC State (Sep 28, 2019)
	13	at Florida (Nov 30, 2019)
Penalty Yards	108	vs ULM (Sep 07, 2019)
Turnovers	4	at Clemson (Oct 12, 2019)
Interceptions By	2	at Virginia (Sep 14, 2019)
	2	vs Alabama State (Nov 16, 2019)
Punts	9	at Clemson (Oct 12, 2019)
Punting Avg	44.0	vs Boise State (Aug 31, 2019)
Long Punt	59	at Virginia (Sep 14, 2019)
Punts inside 20	3	at Virginia (Sep 14, 2019)
	3	at Florida (Nov 30, 2019)
Long Punt Return	26	vs ULM (Sep 07, 2019)

2019 STATS

2019 FSU Football Florida State Game Superlatives (as of Dec 01, 2019) All games

OPPONENT INDIVIDUAL GAME HIGHS

Rushes	40	Dillon,A, at Boston College (Nov 09, 2019)
Yards Rushing	165	Dillon,A, at Boston College (Nov 09, 2019)
TD Rushes	3	Taulapapa, W, at Virginia (Sep 14, 2019)
Long Rush	29	RODGERS, at Clemson (Oct 12, 2019)
Pass attempts	51	BACHMEIER, Hank, vs Boise State (Aug 31, 2019)
Pass completions	30	BACHMEIER, Hank, vs Boise State (Aug 31, 2019)
	30	Perkins, B, at Virginia (Sep 14, 2019)
	30	Trask,K., at Florida (Nov 30, 2019)
Yards Passing	407	BACHMEIER, Hank, vs Boise State (Aug 31, 2019)
TD Passes	3	LAWRENCE, at Clemson (Oct 12, 2019)
	3	Trask,K., at Florida (Nov 30, 2019)
Long Pass	74	Cunningham, M., vs Louisville (Sep 21, 2019)
Receptions	8	SHAKIR, Khalil, vs Boise State (Aug 31, 2019)
	8	Reed, J, at Virginia (Sep 14, 2019)
Yards Receiving	170	Surratt, S, at Wake Forest (Oct 19, 2019)
TD Receptions	2	ROSS, at Clemson (Oct 12, 2019)
	2	White,K, at Boston College (Nov 09, 2019)
	2	Swain,F., at Florida (Nov 30, 2019)
	2	Jefferson,V., at Florida (Nov 30, 2019)
Long Reception	74	Fitzpatrick, D., vs Louisville (Sep 21, 2019)
Field Goals	5	SACHSE, Eric, vs Boise State (Aug 31, 2019)
	5	Sciba, N, at Wake Forest (Oct 19, 2019)
Long Field Goal	50	Szmyt, A., vs Syracuse (Oct 26, 2019)
	50	McPherson,E., at Florida (Nov 30, 2019)
Punts	8	Maggio, D, at Wake Forest (Oct 19, 2019)
Punting Avg	47.5	Gill, T., vs NC State (Sep 28, 2019)
Long Punt	65	Hedley, L., vs Miami (Nov 02, 2019)
Punts inside 20	4	Maggio, D, at Wake Forest (Oct 19, 2019)
Long Punt Return	23	Osborn, K., vs Miami (Nov 02, 2019)
Long Kickoff Return	44	Gray, Ezra, vs Alabama State (Nov 16, 2019)
Tackles	13	Mack, J, at Virginia (Sep 14, 2019)
Sacks	4.0	Rousseau, G., vs Miami (Nov 02, 2019)
Tackles For Loss	5.0	Rousseau, G., vs Miami (Nov 02, 2019)
Interceptions	1	Straughter, Cor, vs ULM (Sep 07, 2019)
	1	Day, Chase, vs ULM (Sep 07, 2019)
	1	KENDRICK, at Clemson (Oct 12, 2019)
	1	MUSE, at Clemson (Oct 12, 2019)
	1	SMITH, at Clemson (Oct 12, 2019)
	1	Monroe, C, at Wake Forest (Oct 19, 2019)
	1	Bolden, B., vs Miami (Nov 02, 2019)
	1	Hall, G., vs Miami (Nov 02, 2019)
	1	Davis, Irshaad, vs Alabama State (Nov 16, 2019)

2019 STATS

2019 FSU Football Florida State Game Superlatives (as of Dec 01, 2019) All games

OPPONENT TEAM GAME HIGHS

Rushes	64	at Boston College (Nov 09, 2019)
Yards Rushing	320	at Clemson (Oct 12, 2019)
Yards Per Rush	6.0	at Clemson (Oct 12, 2019)
TD Rushes	3	vs ULM (Sep 07, 2019)
	3	at Virginia (Sep 14, 2019)
Pass attempts	52	vs NC State (Sep 28, 2019)
Pass completions	35	at Florida (Nov 30, 2019)
Yards Passing	407	vs Boise State (Aug 31, 2019)
Yards Per Pass	10.2	vs Louisville (Sep 21, 2019)
TD Passes	4	at Florida (Nov 30, 2019)
Total Plays	108	vs Boise State (Aug 31, 2019)
Total Offense	621	vs Boise State (Aug 31, 2019)
Yards Per Play	6.4	at Florida (Nov 30, 2019)
Points	45	at Clemson (Oct 12, 2019)
Sacks By	9	vs Miami (Nov 02, 2019)
First Downs	38	vs Boise State (Aug 31, 2019)
Penalties	14	vs Syracuse (Oct 26, 2019)
Penalty Yards	107	vs Syracuse (Oct 26, 2019)
Turnovers	3	vs Boise State (Aug 31, 2019)
Interceptions By	3	at Clemson (Oct 12, 2019)
Punts	8	at Wake Forest (Oct 19, 2019)
Punting Avg	47.5	vs NC State (Sep 28, 2019)
Long Punt	65	vs Miami (Nov 02, 2019)
Punts inside 20	4	at Wake Forest (Oct 19, 2019)
Long Punt Return	23	vs Miami (Nov 02, 2019)

2019 STATS

2019 FSU Football Florida State Red-Zone Results (as of Dec 01, 2019) All games

Florida State Inside Opponent Red-Zone

Date	Opponent	Score	Times	Times	Total	Rush		Pass	FGs	Failed to score inside RZ					
			In RZ	Scored	Pts	TDs	TDs	TDs	Made	FGA	Down	Int	Fumb	Half	Game
Aug 31, 2019	BOISE STATE	L 31-36	2	2	10	1	0	1	1	0	0	0	0	0	0
Sep 07, 2019	ULM	W 45-44	6	6	38	5	3	2	1	0	0	0	0	0	0
Sep 14, 2019	at Virginia	L 24-31	4	3	21	3	0	3	0	0	0	0	0	1	0
Sep 21, 2019	LOUISVILLE	W 35-24	4	3	21	3	3	0	0	1	0	0	0	0	0
Sep 28, 2019	NC STATE	W 31-13	2	2	10	1	0	1	1	0	0	0	0	0	0
Oct 12, 2019	at Clemson	L 14-45	0	0	0	0	0	0	0	0	0	0	0	0	0
Oct 19, 2019	at Wake Forest	L 20-22	3	2	14	2	1	1	0	0	0	0	1	0	0
Oct 26, 2019	SYRACUSE	W 35-17	5	4	29	4	4	0	0	0	0	0	0	1	0
Nov 02, 2019	MIAMI	L 10-27	2	2	10	1	0	1	1	0	0	0	0	0	0
Nov 09, 2019	at Boston College	W 38-31	2	2	10	1	1	0	1	0	0	0	0	0	0
Nov 16, 2019	ALABAMA STATE	W 49-12	4	4	28	4	3	1	0	0	0	0	0	0	0
Nov 30, 2019	at Florida	L 17-40	3	2	10	1	1	0	1	1	0	0	0	0	0
Totals			37	32	201	26	16	10	6	2	0	0	1	2	0
32 of 37 (86.5%)															

Opponents Inside Florida State Red-Zone

Date	Opponent	Score	Times	Times	Total	Rush		Pass	FGs	Failed to score inside RZ					
			In RZ	Scored	Pts	TDs	TDs	TDs	Made	FGA	Down	Int	Fumb	Half	Game
Aug 31, 2019	BOISE STATE	L 31-36	8	8	36	3	2	1	5	0	0	0	0	0	0
Sep 07, 2019	ULM	W 45-44	6	5	30	4	3	1	1	0	1	0	0	0	0
Sep 14, 2019	at Virginia	L 24-31	5	4	28	4	3	1	0	0	0	1	0	0	0
Sep 21, 2019	LOUISVILLE	W 35-24	3	3	17	2	1	1	1	0	0	0	0	0	0
Sep 28, 2019	NC STATE	W 31-13	4	3	13	1	0	1	2	0	0	0	1	0	0
Oct 12, 2019	at Clemson	L 14-45	7	5	31	4	1	3	1	1	1	0	0	0	0
Oct 19, 2019	at Wake Forest	L 20-22	6	6	22	1	1	0	5	0	0	0	0	0	0
Oct 26, 2019	SYRACUSE	W 35-17	3	2	14	2	2	0	0	0	1	0	0	0	0
Nov 02, 2019	MIAMI	L 10-27	4	3	13	1	1	0	2	1	0	0	0	0	0
Nov 09, 2019	at Boston College	W 38-31	6	5	31	4	2	2	1	1	0	0	0	0	0
Nov 16, 2019	ALABAMA STATE	W 49-12	3	2	6	0	0	0	2	1	0	0	0	0	0
Nov 30, 2019	at Florida	L 17-40	5	5	30	4	1	3	1	0	0	0	0	0	0
Totals			60	51	271	30	17	13	21	4	3	1	1	0	0
51 of 60 (85.0%)															

2019 STATS

2019 FSU Football Florida State By-Quarter Statistics (as of Dec 01, 2019) All games

3rd-Down Conversions

Date	Opponent	Score	Overall	1st Qtr	2nd Qtr	3rd Qtr	4th Qtr	Overtime
Aug 31, 2019	BOISE STATE	L 31-36	1-12 8.3	0-1 0.0	0-3 0.0	1-5 20.0	0-3 0.0	
Sep 07, 2019	ULM	W 45-44	10-19 52.6	3-3 100.0	0-4 0.0	3-6 50.0	2-4 50.0	2-2 100.0
Sep 14, 2019	at Virginia	L 24-31	7-16 43.8	1-4 25.0	2-3 66.7	1-3 33.3	3-6 50.0	
Sep 21, 2019	LOUISVILLE	W 35-24	5-14 35.7	2-3 66.7	1-4 25.0	1-4 25.0	1-3 33.3	
Sep 28, 2019	NC STATE	W 31-13	5-15 33.3	2-5 40.0	1-3 33.3	2-5 40.0	0-2 0.0	
Oct 12, 2019	at Clemson	L 14-45	2-13 15.4	1-3 33.3	0-3 0.0	0-3 0.0	1-4 25.0	
Oct 19, 2019	at Wake Forest	L 20-22	7-17 41.2	2-5 40.0	2-3 66.7	2-6 33.3	1-3 33.3	
Oct 26, 2019	SYRACUSE	W 35-17	8-16 50.0	1-3 33.3	3-5 60.0	2-5 40.0	2-3 66.7	
Nov 02, 2019	MIAMI	L 10-27	5-17 29.4	1-3 33.3	2-6 33.3	1-4 25.0	1-4 25.0	
Nov 09, 2019	at Boston College	W 38-31	6-12 50.0	2-3 66.7	1-3 33.3	2-4 50.0	1-2 50.0	
Nov 16, 2019	ALABAMA STATE	W 49-12	5-11 45.5	1-2 50.0	2-4 50.0	0-2 0.0	2-3 66.7	
Nov 30, 2019	at Florida	L 17-40	5-14 35.7	1-2 50.0	1-5 20.0	1-2 50.0	2-5 40.0	
Florida State			66-176 37.5	17-37 45.9	15-46 32.6	16-49 32.7	16-42 38.1	2-2 100.0
Opponents			87-208 41.8	21-53 39.6	28-63 44.4	19-47 40.4	19-45 42.2	0-0 0.0

4th-Down Conversions

Date	Opponent	Score	Overall	1st Qtr	2nd Qtr	3rd Qtr	4th Qtr	Overtime
Aug 31, 2019	BOISE STATE	L 31-36	1-2 50.0	1-1 100.0	0-0 0.0	0-0 0.0	0-1 0.0	
Sep 07, 2019	ULM	W 45-44	0-0 0.0	0-0 0.0	0-0 0.0	0-0 0.0	0-0 0.0	0-0 0.0
Sep 14, 2019	at Virginia	L 24-31	0-0 0.0	0-0 0.0	0-0 0.0	0-0 0.0	0-0 0.0	
Sep 21, 2019	LOUISVILLE	W 35-24	0-1 0.0	0-1 0.0	0-0 0.0	0-0 0.0	0-0 0.0	
Sep 28, 2019	NC STATE	W 31-13	1-1 100.0	0-0 0.0	0-0 0.0	0-0 0.0	1-1 100.0	
Oct 12, 2019	at Clemson	L 14-45	0-1 0.0	0-0 0.0	0-0 0.0	0-0 0.0	0-1 0.0	
Oct 19, 2019	at Wake Forest	L 20-22	2-3 66.7	1-2 50.0	0-0 0.0	1-1 100.0	0-0 0.0	
Oct 26, 2019	SYRACUSE	W 35-17	2-3 66.7	0-1 0.0	0-0 0.0	2-2 100.0	0-0 0.0	
Nov 02, 2019	MIAMI	L 10-27	0-2 0.0	0-0 0.0	0-1 0.0	0-0 0.0	0-1 0.0	
Nov 09, 2019	at Boston College	W 38-31	1-1 100.0	0-0 0.0	0-0 0.0	1-1 100.0	0-0 0.0	
Nov 16, 2019	ALABAMA STATE	W 49-12	1-1 100.0	0-0 0.0	1-1 100.0	0-0 0.0	0-0 0.0	
Nov 30, 2019	at Florida	L 17-40	1-1 100.0	1-1 100.0	0-0 0.0	0-0 0.0	0-0 0.0	
Florida State			9-16 56.2	3-6 50.0	1-2 50.0	4-4 100.0	1-4 25.0	0-0 0.0
Opponents			11-21 52.4	2-3 66.7	4-7 57.1	2-6 33.3	3-5 60.0	0-0 0.0

Time of Possession

Date	Opponent	Score	Overall	1st Qtr	2nd Qtr	3rd Qtr	4th Qtr	Overtime
Aug 31, 2019	BOISE STATE	L 31-36	19:57	3:32	6:08	5:49	4:28	
Sep 07, 2019	ULM	W 45-44	29:19	9:06	7:03	8:28	4:42	0:00
Sep 14, 2019	at Virginia	L 24-31	20:16	4:15	5:13	4:33	6:15	
Sep 21, 2019	LOUISVILLE	W 35-24	26:18	6:19	5:39	6:33	7:47	
Sep 28, 2019	NC STATE	W 31-13	30:49	7:26	6:11	10:29	6:43	
Oct 12, 2019	at Clemson	L 14-45	20:23	4:00	4:56	4:50	6:37	
Oct 19, 2019	at Wake Forest	L 20-22	32:51	6:01	9:04	10:11	7:35	
Oct 26, 2019	SYRACUSE	W 35-17	31:45	7:25	7:38	7:56	8:46	
Nov 02, 2019	MIAMI	L 10-27	31:36	7:39	8:12	7:57	7:48	
Nov 09, 2019	at Boston College	W 38-31	21:35	4:56	5:02	7:49	3:48	
Nov 16, 2019	ALABAMA STATE	W 49-12	19:20	3:17	4:42	4:21	7:00	
Nov 30, 2019	at Florida	L 17-40	26:06	4:20	8:24	4:28	8:54	
Florida State			Total	68:16	78:12	83:24	80:23	0:00
			Avg.	5:41	6:31	6:57	6:41	0:00
Opponents			Total	111:44	101:48	96:36	99:37	0:00
			Avg.	9:18	8:29	8:03	8:18	0:00

2019 STATS

2019 FSU Football Florida State Games Played (as of Dec 01, 2019) All games

##	PLAYER	GP-GS	BSU	ULM	VA	UL	ST	CU	WF	SU	UM	BC	ALST	UF
63	Adkison, T	1/-	XXX	...
23	Aguayo, Ri	11/-	XXX	XXX	XXX	XXX	XXX	XXX	XXX	...	XXX	XXX	XXX	XXX
3	Akers, C	11/11	START	START	START	START	START	START	START	START	START	START	...	START
77	Armstrong, C	5/-	XXX	XXX	XXX	XXX	XXX
72	Arnold, M	11/2	XXX	XXX	XXX	START	START	XXX	XXX	XXX	...	XXX	XXX	XXX
86	Barulich, M	1/-	XXX	...
15	Becker, C	9/1	XXX	XXX	XXX	XXX	XXX	XXX	...	XXX	XXX	START
75	Bello, A	12/7	XXX	XXX	START	START	START	START	START	XXX	XXX	XXX	START	START
1B	Blackman, J	11/9	START	START	START	START	...	START	START	XXX	XXX	START	START	START
29	Bolden, I	12/-	XXX	XXX	XXX	XXX	XXX	XXX	XXX	XXX	XXX	XXX	XXX	XXX
60	Boselli, A	9/2	XXX	XXX	XXX	XXX	XXX	XXX	XXX	START	...	START
58	Briggs, D	12/2	XXX	XXX	XXX	XXX	XXX	XXX	XXX	XXX	XXX	START	START	XXX
28	Brooks, D	11/-	XXX	XXX	XXX	XXX	XXX	XXX	XXX	XXX	XXX	XXX	XXX	...
51	Brown, J	12/-	XXX	XXX	XXX	XXX	XXX	XXX	XXX	XXX	XXX	XXX	XXX	XXX
19	Brownlee, J	4/-	XXX	XXX	XXX	XXX
95	Chatman, J	3/-	XXX	XXX	XXX	...
91	Cooper, R	12/12	START	START	START	START	START	START	START	START	START	START	START	START
2D	DeLoach, K	7/-	XXX	XXX	XXX	XXX	XXX	XXX	XXX
84	Dent, A	6/-	XXX	XXX	XXX	XXX	...	XXX	XXX	...
27	Dent, Ak	12/5	XXX	XXX	XXX	XXX	XXX	XXX	START	START	START	START	START	XXX
16	Durden, C	12/12	START	START	START	START	START	START	START	START	START	START	START	START
24	Fagan, C	7/5	XXX	START	START	START	START	START	XXX
81	Faris, C	1/-	XXX	...
3F	Fuller, Q	1/-	XXX	...
33	Gainer, A	12/8	XXX	XXX	XXX	XXX	START	START	START	START	START	START	START	START
44	Gant, B	12/-	XXX	XXX	XXX	XXX	XXX	XXX	XXX	XXX	XXX	XXX	XXX	XXX
47	Garcia, J	9/-	XXX	XXX	XXX	XXX	XXX	XXX	XXX	XXX	XXX
89	Gavin, K	12/5	XXX	XXX	XXX	XXX	XXX	XXX	XXX	START	START	START	START	START
1G	Glenn, K	1/-	XXX	...
4G	Glennon, G	12/-	XXX	XXX	XXX	XXX	XXX	XXX	XXX	XXX	XXX	XXX	XXX	XXX
4J	Goss, J	12/-	XXX	XXX	XXX	XXX	XXX	XXX	XXX	XXX	XXX	XXX	XXX	XXX
36	Green, Re	12/-	XXX	XXX	XXX	XXX	XXX	XXX	XXX	XXX	XXX	XXX	XXX	XXX
3G	Grothaus, P	11/-	...	XXX	XXX	XXX	XXX	XXX	XXX	XXX	XXX	XXX	XXX	XXX
88	Harrison, T	12/-	XXX	XXX	XXX	XXX	XXX	XXX	XXX	XXX	XXX	XXX	XXX	XXX
20	Helton, K	6/4	XXX	XXX	START	START	START	START
78	Henry, I	4/-	XXX	XXX	...	XXX	XXX
12	Hornibrook, A	5/3	XXX	START	XXX	...	START	START
5	Jackson, D	10/5	START	START	XXX	XXX	START	START	START	...	XXX	...	XXX	XXX
5J	Johnson, B	10/10	START	START	START	START	START	START	START	...	START	...	START	START
13	Kaindoh, J	3/1	XXX	XXX	START
48	Kerr, A	1/-	XXX	...
4	Laborn, K	10/1	XXX	XXX	XXX	XXX	XXX	XXX	XXX	XXX	XXX	...	START	...
97	Lamar, M	4/-	XXX	XXX	XXX	...	XXX	...
6L	Lars-Woodbey, J	4/4	START	START	START	START
5L	Lucas, D	10/7	START	START	START	XXX	XXX	START	START	START	START	XXX
1L	Lytton, A	11/1	XXX	XXX	...	XXX	XXX	XXX	XXX	XXX	XXX	XXX	START	XXX
30	Martin, T	11/-	...	XXX	XXX	XXX	XXX	XXX	XXX	XXX	XXX	XXX	XXX	XXX

2019 STATS

2019 FSU Football Florida State Games Played (as of Dec 01, 2019) All games

##	PLAYER	GP-GS	BSU	ULM	VA	UL	ST	CU	WF	SU	UM	BC	ALST	UF
7	Matthews,D	11/8	START	START	...	XXX	XXX	XXX	START	START	START	START	START	START
87	McDonald,C	12/-	XXX	XXX	XXX	XXX	XXX	XXX	XXX	XXX	XXX	XXX	XXX	XXX
1M	McGriff,D	11/-	XXX	XXX	XXX	XXX	XXX	XXX	XXX	XXX	XXX	XXX	...	XXX
6	McKitty,T	11/9	START	START	START	START	START	START	START	START	START	XXX	...	XXX
55	McLendon,D	4/-	XXX	XXX	XXX	XXX
42	McRae,J	12/-	XXX	XXX	XXX	XXX	XXX	XXX	XXX	XXX	XXX	XXX	XXX	XXX
14	Meyers,K	4/-	XXX	XXX	XXX	XXX
70	Minshew,C	7/5	XXX	XXX	START	START	START	START	START
85	Moorer,T	1/-	XXX	...
32	Nabers,G	12/3	XXX	XXX	XXX	XXX	XXX	XXX	XXX	XXX	XXX	START	START	START
2N	Nasirilddeen,H	12/10	START	START	START	XXX	XXX	START	START	START	START	START	START	START
71	Neal,C	12/-	XXX	XXX	XXX	XXX	XXX	XXX	XXX	XXX	XXX	XXX	XXX	XXX
93	Osimen,P	1/-	XXX	...
56	Rice,E	12/8	XXX	XXX	START	START	XXX	XXX	START	START	START	START	START	START
5R	Roberts,R	12/12	START	START	START	START	START	START	START	START	START	START	START	START
1R	Robinson,J	12/10	START	START	XXX	START	START	XXX	START	START	START	START	START	START
26	Samuel,A	11/11	START	START	START	START	START	START	START	START	START	START	...	START
8	Samuels,S	12/12	START	START	START	START	START	START	START	START	START	START	START	START
43	Scherger, J	1/-	XXX	...
59	Scott,B	12/9	START	START	START	START	START	START	START	XXX	XXX	XXX	START	START
1S	Sheffield,D	3/-	XXX	XXX	XXX
53	Smith,M	3/1	XXX	...	START	...	XXX
62	Strozier,A	2/-	XXX	XXX	...
1	Taylor,L	10/4	START	...	XXX	START	START	...	XXX	XXX	XXX	XXX	XXX	START
1T	Terry,T	12/12	START	START	START	START	START	START	START	START	START	START	START	START
22	Thomas,A	7/1	XXX	XXX	XXX	START	XXX	XXX	XXX
90	Thompson,T	11/-	XXX	XXX	XXX	XXX	XXX	XXX	...	XXX	XXX	XXX	XXX	XXX
11	Thompson,W	6/-	XXX	XXX	XXX	XXX	XXX	...	XXX
1J	Travis,J	3/-	XXX	XXX	XXX
21	Tyler,L	1/-	XXX
1W	Ward,C	1/-	XXX	...
38	Ward,T	1/-	XXX	...
35	Warner,L	11/11	START	START	START	START	START	START	...	START	START	START	START	START
76	Washington,D	4/3	XXX	START	START	START
73	Williams,J	5/2	START	START	XXX	XXX	XXX	...
74	Williams,Ja	3/-	XXX	XXX	XXX
2W	Wilson,M	9/9	START	START	START	START	START	START	START	START	START
80	Wilson,O	7/7	START	START	START	START	START	START	START
49	Wood,C	12/-	XXX	XXX	XXX	XXX	XXX	XXX	XXX	XXX	XXX	XXX	XXX	XXX
31	Woodie,R	9/-	XXX	XXX	XXX	XXX	XXX	XXX	XXX	XXX	XXX
83	Young,Jo	12/-	XXX	XXX	XXX	XXX	XXX	XXX	XXX	XXX	XXX	XXX	XXX	XXX
2Y	Young,T	1/-	XXX	...

2019 STATS

2019 FSU Football Florida State Total Tackles Game-by-Game (as of Dec 01, 2019) All games

Total Tackles	UA-A	Total	BSU	ULM	VA	UL	ST	CU	WF	SU	UM	BC	ALST	UF
Nasirideen,H	61-40	101	8-4	8-2	3-3	-	5-0	3-3	1-1	9-8	3-2	11-11	7-4	3-2
Rice,E	37-28	65	2-2	1-0	2-2	1-2	0-1	2-1	9-5	6-2	3-4	6-1	3-2	2-6
Gainer,A	29-34	63	1-1	-	0-2	3-2	6-3	4-4	1-1	3-2	2-3	4-8	3-3	2-5
Samuels,S	37-23	60	6-2	4-3	2-1	5-2	1-0	3-0	3-1	6-2	2-0	2-7	2-1	1-4
Warner,L	22-30	52	1-3	2-1	2-3	2-2	1-3	5-3	DNP	3-1	2-4	0-6	-	4-4
Samuel,A	33-14	47	2-1	1-0	6-2	2-0	3-3	6-2	4-0	2-1	3-2	2-3	DNP	2-0
Robinson,J	24-21	45	1-0	2-0	2-3	2-5	1-1	4-2	5-0	4-5	1-1	1-1	0-1	1-2
Wilson,M	19-25	44	4-2	3-1	0-2	3-7	0-1	1-4	5-2	1-5	2-1	DNP	DNP	DNP
Jackson,D	25-18	43	4-6	6-3	4-2	1-0	4-1	2-0	3-2	DNP	-	DNP	1-3	0-1
Fagan,C	27-13	40	1-0	6-2	3-1	4-1	8-2	2-3	DNP	DNP	DNP	DNP	DNP	3-4
Cooper,R	16-21	37	1-2	2-1	1-2	2-3	1-0	3-2	-	2-6	0-1	2-3	1-0	1-1
Durden,C	16-20	36	1-1	3-1	2-1	2-2	0-1	1-2	2-2	-	2-2	2-4	1-0	0-4
Taylor,L	23-12	35	4-1	DNP	0-3	4-3	4-2	DNP	2-1	-	5-0	1-1	-	3-1
Dent,Ak	20-13	33	-	-	-	1-1	1-2	4-1	5-4	1-0	3-0	2-4	3-1	-
Briggs,D	15-13	28	2-2	1-0	0-1	-	1-1	3-1	2-1	1-0	-	0-6	5-1	-
Gant,B	17-11	28	3-0	1-1	-	1-0	-	5-1	1-5	0-2	-	1-0	4-0	1-2
Wood,C	9-18	27	0-3	1-1	0-2	0-2	-	2-0	0-1	0-2	1-2	3-5	-	2-0
Lars-Woodbey,J	6-13	19	4-2	1-4	1-5	0-2	DNP	DNP	DNP	DNP	DNP	DNP	DNP	DNP
Brooks,D	7-8	15	2-2	-	-	1-0	1-0	-	2-0	0-2	0-3	1-1	-	DNP
Lytton,A	12-2	14	2-0	-	DNP	1-1	-	-	-	1-0	-	1-0	6-0	1-1
McRae,J	7-6	13	1-0	-	-	2-1	0-1	1-1	-	2-0	-	0-2	0-1	1-0
Thompson,T	5-6	11	0-1	-	0-2	-	-	0-1	DNP	1-0	-	1-2	3-0	-
Becker,C	8-3	11	2-0	1-1	1-0	2-0	-	DNP	DNP	-	DNP	-	1-0	1-2
Kaindoh,J	5-4	9	1-1	4-1	0-2	DNP	DNP	DNP	DNP	DNP	DNP	DNP	DNP	DNP
Brown,J	5-3	8	-	-	1-0	-	1-1	0-2	1-0	1-0	1-0	-	-	-
Woodie,R	4-4	8	1-0	-	DNP	DNP	DNP	-	-	1-0	-	0-1	1-1	1-2
Bolden,I	5-3	8	-	-	2-1	-	-	0-1	-	-	-	1-1	2-0	-
Green,Re	5-1	6	2-0	-	1-0	-	1-1	-	-	-	1-0	-	-	-
Meyers,K	4-0	4	1-0	3-0	-	-	DNP	DNP	DNP	DNP	DNP	DNP	DNP	DNP
Thomas,A	2-1	3	DNP	DNP	1-0	-	1-0	-	DNP	DNP	DNP	0-1	-	-
Grothaus,P	2-0	2	DNP	-	1-0	-	-	-	-	-	-	-	-	1-0
DeLoach,K	1-1	2	DNP	DNP	DNP	DNP	DNP	-	-	0-1	-	-	1-0	-
Lamar,M	0-2	2	DNP	DNP	DNP	DNP	-	-	DNP	DNP	0-1	DNP	0-1	DNP
Nabers,G	2-0	2	-	-	-	1-0	-	-	-	-	1-0	-	-	-
Blackman,J	2-0	2	1-0	1-0	-	-	DNP	-	-	-	-	-	-	-
McDonald,C	1-0	1	-	-	-	-	-	-	-	-	-	1-0	-	-
Wilson,O	1-0	1	-	-	-	1-0	-	-	-	DNP	DNP	DNP	DNP	DNP
Roberts,R	1-0	1	-	1-0	-	-	-	-	-	-	-	-	-	-
Kerr,A	1-0	1	DNP	DNP	DNP	DNP	DNP	DNP	DNP	DNP	DNP	DNP	1-0	DNP
Schergen, J	0-1	1	DNP	DNP	DNP	DNP	DNP	DNP	DNP	DNP	DNP	DNP	0-1	DNP
Young,Jo	1-0	1	-	-	-	-	-	-	-	-	1-0	-	-	-
Harrison,T	1-0	1	-	-	-	-	-	-	-	-	-	-	1-0	-
Glennon,G	0-1	1	-	-	-	-	-	-	-	-	-	-	-	0-1
Helton,K	1-0	1	-	-	-	-	-	1-0	DNP	DNP	DNP	DNP	DNP	DNP
Brownlee,J	1-0	1	DNP	DNP	-	-	-	1-0	DNP	DNP	DNP	DNP	DNP	DNP
McLendon,D	0-1	1	DNP	DNP	DNP	DNP	-	-	-	0-1	DNP	DNP	DNP	DNP

2019 STATS

2019 FSU Football Florida State Passing Game-by-Game (as of Dec 01, 2019) All games

#1B Blackman,J	Comp	Att	Int	Pct	Yards	TD	Long	Sacked	Effic
Boise State	23	33	0	69.7	327	3	75	4-30	182.93
ULM	30	40	2	75.0	282	3	44	2-10	148.97
Virginia	22	37	0	59.5	234	3	30	3-14	139.34
Louisville	11	14	0	78.6	127	0	29	2-7	154.77
Clemson	9	23	2	39.1	66	0	18	1-7	45.84
Wake Forest	27	43	1	62.8	280	2	36	2-8	128.19
Syracuse	2	3	0	66.7	24	0	29	0-0	133.87
Miami	1	2	1	50.0	13	0	13	1-5	4.60
Boston College	18	26	0	69.2	346	2	74	0-0	206.40
Alabama State	13	22	1	59.1	246	3	69	1-2	188.93
Florida	14	23	0	60.9	150	0	45	7-51	115.65
TOTALS	170	266	7	63.9	2095	16	75	23-134	144.65

#12 Hornibrook,A	Comp	Att	Int	Pct	Yards	TD	Long	Sacked	Effic
Louisville	15	20	0	75.0	255	2	60	0-0	215.10
NC State	29	40	0	72.5	316	3	43	8-45	163.61
Clemson	8	12	1	66.7	84	1	64	2-8	136.30
Syracuse	15	26	0	57.7	196	0	54	2-13	121.02
Miami	17	24	1	70.8	135	1	20	8-61	123.50
TOTALS	84	122	2	68.9	986	7	64	20-127	152.40

#1J Travis,J	Comp	Att	Int	Pct	Yards	TD	Long	Sacked	Effic
Alabama State	3	7	0	42.9	71	0	63	0-0	128.06
Florida	1	1	0	100.0	6	0	6	1-5	150.40
TOTALS	4	8	0	50.0	77	0	63	1-5	130.85

#3 Akers,C	Comp	Att	Int	Pct	Yards	TD	Long	Sacked	Effic
Boise State	0	1	0	0.0	0	0	0	0-0	0.00
Syracuse	2	3	0	66.7	26	0	16	0-0	139.47
Miami	2	2	0	100.0	24	0	18	0-0	200.80
TOTALS	4	6	0	66.7	50	0	18	0-0	136.67

#7 Matthews,D	Comp	Att	Int	Pct	Yards	TD	Long	Sacked	Effic
Florida	1	1	0	100.0	25	0	25	0-0	310.00
TOTALS	1	1	0	100.0	25	0	25	0-0	310.00

2019 STATS

2019 FSU Football Florida State Rushing/Receiving Game-by-Game (as of Dec 01, 2019) All games

RUSHING	No-Yds/TD	BSU	ULM	VA	UL	ST	CU	WF	SU	UM	BC	ALST	UF
Akers,C	231-1144/14	15-116/1	36-193/2	18-78/0	29-112/3	17-83/1	9-34/0	30-157/1	20-144/4	22-66/0	18-59/1	DNP	17-102/1
Laborn,K	63-297/4	3-8/0	6-19/0	3-27/0	2-18/0	3-12/0	8-69/1	5-12/0	17-68/1	4-9/0	DNP	12-55/2	DNP
Travis,J	12-170/3	DNP	DNP	DNP	DNP	DNP	DNP	DNP	DNP	DNP	3-94/2	4-69/0	5-7/1
Blackman,J	62-48/1	7-25/0	6-5/1	6-11/0	5-13/0	DNP	3-3/0	9-8/0	3-11/0	2-8/0	8-29/0	4-53/0	9-40/0
Sheffield,D	9-48/1	DNP	DNP	DNP	DNP	DNP	DNP	DNP	2-17/0	DNP	DNP	7-31/1	-
Helton,K	2-19/0	1-14/0	-	1-5/0	-	-	-	DNP	DNP	DNP	DNP	DNP	DNP
Matthews,D	4-18/0	1-10/0	2-2/0	DNP	-	-	-	-	-	1-6/0	-	-	-
Harrison,T	4-10/0	-	-	-	1-5/0	-	1-11/0	-	-	1-6/0	1-2/0	-	-
Terry,T	1-9/0	-	-	-	-	-	-	-	1-9/0	-	-	-	-
TEAM	9-69/0	1-24/0	-	1-4/0	1-16/0	2-2/0	DNP	2-8/0	DNP	1-13/0	1-2/0	-	DNP
Hornibrook,A	29-71/0	DNP	DNP	DNP	3-18/0	10-40/0	2-8/0	DNP	4-10/0	10-51/0	DNP	DNP	DNP

RECEIVING	No-Yds/TD	BSU	ULM	VA	UL	ST	CU	WF	SU	UM	BC	ALST	UF
Terry,T	51-1023/8	4-99/1	6-57/0	4-78/0	2-73/1	5-77/2	2-83/1	4-55/1	2-84/0	4-40/0	7-156/1	4-90/1	7-131/0
Matthews,D	36-355/3	4-19/0	7-47/1	DNP	3-44/0	2-27/0	3-26/0	3-27/0	3-39/0	4-24/0	3-80/1	1-12/1	3-10/0
Harrison,T	27-289/2	-	3-43/1	1-18/0	4-54/0	5-7/0	5-3/0	2-18/0	1-15/0	-	3-37/0	3-94/1	-
McKitty,T	23-241/0	1-8/0	2-21/0	4-70/0	1-17/0	2-11/0	2-19/0	5-44/0	4-40/0	2-11/0	-	DNP	-
Helton,K	17-239/3	1-58/1	-	5-34/1	7-96/1	3-44/0	1-7/0	DNP	DNP	DNP	DNP	DNP	DNP
Wilson,O	20-227/1	3-26/0	3-36/0	2-4/0	2-24/0	4-91/1	2-8/0	4-38/0	DNP	DNP	DNP	DNP	DNP
Akers,C	30-225/4	2-12/0	5-55/1	3-9/1	3-21/0	2-11/0	-	4-42/1	2-1/0	3-23/1	4-49/0	DNP	2-2/0
Nabers,G	15-221/2	1-5/1	-	1-10/1	3-45/0	-	-	2-31/0	-	3-40/0	-	2-68/0	3-22/0
Gavin,K	16-157/0	4-39/0	2-16/0	-	-	2-16/0	-	1-15/0	2-12/0	2-19/0	-	2-24/0	1-16/0
Thompson,W	6-91/0	2-50/0	1-7/0	-	1-8/0	2-26/0	DNP	-	DNP	DNP	DNP	DNP	DNP
Laborn,K	10-66/0	-	-	2-11/0	-	2-6/0	1-0/0	1-11/0	2-26/0	1-9/0	DNP	1-3/0	DNP
Young,Jo	3-52/0	-	-	-	-	-	-	-	1-29/0	-	-	2-23/0	-
McDonald,C	6-43/0	1-11/0	1-0/0	-	-	-	1-4/0	1-1/0	1-5/0	-	1-24/0	-	-
Hornibrook,A	1-6/0	DNP	DNP	DNP	-	-	-	DNP	-	1-6/0	DNP	DNP	DNP
Dent,A	2-2/0	-	-	DNP	DNP	-	DNP	DNP	1-5/0	DNP	-	1-3/0	DNP

2019 STATS

2019 FSU Football Florida State Return Stats Game-by-Game (as of Dec 01, 2019) All games

PUNT RETURNS	No-Yds	BSU	ULM	VA	UL	ST	CU	WF	SU	UM	BC	ALST	UF
Matthews,D	16-107	1-22	2-32	DNP	3-14	4-24	1-9	1-8	-	-	1-10	3-8	-
Bolden,I	1-7	-	-	-	-	-	-	-	-	1-7	-	-	-

KICK RETURNS	No-Yds	BSU	ULM	VA	UL	ST	CU	WF	SU	UM	BC	ALST	UF
Helton,K	8-228	1-17	5-135	-	1-18	1-58	-	DNP	DNP	DNP	DNP	DNP	DNP
Bolden,I	6-156	-	-	-	-	-	-	-	-	-	3-80	1-34	2-42
Harrison,T	5-99	-	-	-	-	-	2-42	2-34	-	1-23	-	-	-

INT. RETURNS	No-Yds	BSU	ULM	VA	UL	ST	CU	WF	SU	UM	BC	ALST	UF
Nasirideen,H	2-80	-	-	-	-	-	1-0	-	-	-	-	1-80	-
Samuels,S	2-7	-	-	-	-	-	-	-	-	-	1-0	1-7	-
Fagan,C	1-3	-	-	-	1-3	-	-	DNP	DNP	DNP	DNP	DNP	-
Taylor,L	1-0	-	DNP	1-0	-	-	DNP	-	-	-	-	-	-
Samuel,A	1-0	-	-	1-0	-	-	-	-	-	-	-	DNP	-
Bolden,I	1-4	1-4	-	-	-	-	-	-	-	-	-	-	-

FUMBLE RETURNS	No-Yds	BSU	ULM	VA	UL	ST	CU	WF	SU	UM	BC	ALST	UF
Robinson,J	1-20	1-20	-	-	-	-	-	-	-	-	-	-	-
Fagan,C	1-2	-	-	-	-	1-2	-	DNP	DNP	DNP	DNP	DNP	-

2019 STATS

2019 FSU Football Florida State Sacks Game-by-Game (as of Dec 01, 2019) All games

SACKS	UA-A	Total	BSU	ULM	VA	UL	ST	CU	WF	SU	UM	BC	ALST	UF
Wilson,M	2-6	5.0	1.0-7	-	-	2.0-13	-	-	-	2.0-10	-	DNP	DNP	DNP
Durden,C	3-3	4.5	-	1.0-4	1.5-7	1.0-5	-	-	-	-	1.0-7	-	-	-
Gainer,A	3-0	3.0	-	-	-	-	2.0-15	-	-	-	1.0-8	-	-	-
Robinson,J	2-2	3.0	-	-	-	1.5-5	-	-	-	1.5-3	-	-	-	-
Becker,C	2-0	2.0	2.0-15	-	-	-	-	DNP	DNP	-	DNP	-	-	-
Woodie,R	1-0	1.0	-	-	DNP	DNP	DNP	-	-	1.0-2	-	-	-	-
Taylor,L	1-0	1.0	-	DNP	-	1.0-4	-	DNP	-	-	-	-	-	-
Briggs,D	1-0	1.0	-	-	-	-	-	-	-	-	-	-	1.0-7	-
Rice,E	1-0	1.0	-	-	-	-	-	-	-	-	-	1.0-10	-	-
Cooper,R	0-2	1.0	-	-	-	-	-	-	-	1.0-1	-	-	-	-
Thompson,T	1-0	1.0	-	-	-	-	-	-	DNP	-	-	-	1.0-3	-
Warner,L	1-0	1.0	1.0-2	-	-	-	-	-	DNP	-	-	-	-	-
Nasirildeen,H	0-2	1.0	-	-	-	-	-	-	-	1.0-7	-	-	-	-
McRae,J	1-0	1.0	1.0-4	-	-	-	-	-	-	-	-	-	-	-
Kaindoh,J	1-0	1.0	1.0-9	-	-	DNP	DNP	DNP	DNP	DNP	DNP	DNP	DNP	DNP
Wood,C	0-2	1.0	-	-	-	0.5-0	-	-	-	0.5-1	-	-	-	-
Lars-Woodbey,J	0-1	0.5	-	-	0.5-3	-	DNP	DNP	DNP	DNP	DNP	DNP	DNP	DNP

2019 STATS

2019 FSU Football Florida State Tackle For Loss Game-by-Game (as of Dec 01, 2019) All games

TACKLES FOR LOSS	UA-A	Total	BSU	ULM	VA	UL	ST	CU	WF	SU	UM	BC	ALST	UF
Robinson,J	7-4	9.0	-	-	-	2.5-7	1.0-3	4.0-6	-	1.5-3	-	-	-	-
Wilson,M	5-7	8.5	1.0-7	-	-	3.5-17	-	-	-	3.0-11	1.0-4	DNP	DNP	DNP
Gainer,A	5-3	6.5	-	-	-	-	2.5-16	-	-	1.0-1	1.0-8	0.5-1	1.0-4	0.5-1
Durden,C	3-4	5.0	-	1.0-4	1.5-7	1.0-5	-	-	-	-	1.0-7	-	-	0.5-0
Rice,E	4-1	4.5	-	-	1.0-2	-	0.5-2	-	1.0-1	-	-	1.0-10	1.0-1	-
Cooper,R	2-4	4.0	-	-	1.5-2	0.5-0	-	-	-	2.0-9	-	-	-	-
Briggs,D	3-1	3.5	-	-	-	-	-	-	1.0-1	-	-	0.5-0	2.0-8	-
Taylor,L	2-1	2.5	0.5-2	DNP	-	1.0-4	1.0-2	DNP	-	-	-	-	-	-
Kaindo,J	2-1	2.5	1.5-10	1.0-3	-	DNP	DNP	DNP	DNP	DNP	DNP	DNP	DNP	DNP
Warner,L	2-1	2.5	1.0-2	-	-	-	0.5-1	-	DNP	-	1.0-1	-	-	-
Nasirildeen,H	1-2	2.0	-	-	-	-	-	-	-	1.0-7	-	-	1.0-1	-
Becker,C	2-0	2.0	2.0-15	-	-	-	-	DNP	DNP	-	DNP	-	-	-
Thompson,T	2-0	2.0	-	-	-	-	-	-	DNP	-	-	-	2.0-4	-
Samuels,S	1-1	1.5	-	-	-	-	-	-	-	1.0-1	-	-	-	0.5-1
Dent,Ak	1-1	1.5	-	-	-	0.5-1	-	-	-	-	-	-	1.0-2	-
Woodie,R	1-1	1.5	-	-	DNP	DNP	DNP	-	-	1.0-2	-	-	-	0.5-2
Jackson,D	0-3	1.5	-	-	0.5-0	-	0.5-2	-	-	DNP	-	DNP	-	0.5-2
McRae,J	1-1	1.5	1.0-4	-	-	0.5-1	-	-	-	-	-	-	-	-
Gant,B	1-1	1.5	-	-	-	-	-	-	-	0.5-1	-	-	1.0-4	-
Lars-Woodbey,J	0-2	1.0	-	-	0.5-3	0.5-1	DNP	DNP	DNP	DNP	DNP	DNP	DNP	DNP
Samuel,A	1-0	1.0	-	-	-	-	-	-	-	-	1.0-5	-	DNP	-
Lytton,A	0-2	1.0	-	-	DNP	0.5-1	-	-	-	-	-	-	-	0.5-1
Wood,C	0-2	1.0	-	-	-	0.5-0	-	-	-	0.5-1	-	-	-	-
Green,Re	1-0	1.0	1.0-2	-	-	-	-	-	-	-	-	-	-	-
McLendon,D	0-1	0.5	DNP	DNP	DNP	DNP	-	-	-	0.5-0	DNP	DNP	DNP	DNP

2019 STATS

2019 FSU Football Florida State Fumbles Game-by-Game (as of Dec 01, 2019) All games

FUMBLES	No-Lost	BSU	ULM	VA	UL	ST	CU	WF	SU	UM	BC	ALST	UF
Blackman,J	4-1	2-1	-	-	-	DNP	-	1-0	-	-	1-0	-	-
TEAM	4-0	1-0	-	-	1-0	-	DNP	1-0	DNP	1-0	-	-	DNP
Akers,C	3-3	1-1	-	-	-	-	1-1	1-1	-	-	-	DNP	-
Hornibrook,A	2-0	DNP	DNP	DNP	-	1-0	1-0	DNP	-	-	DNP	DNP	DNP
Harrison,T	1-1	-	-	-	-	-	-	-	-	-	-	1-1	-
Bolden,I	1-0	-	-	-	-	-	-	-	-	-	1-0	-	-
Travis,J	1-0	DNP	DNP	DNP	DNP	DNP	DNP	DNP	DNP	DNP	-	-	1-0
Gavin,K	1-1	-	1-1	-	-	-	-	-	-	-	-	-	-

FUMBLES FORCED	Number	BSU	ULM	VA	UL	ST	CU	WF	SU	UM	BC	ALST	UF
Nasirildeen,H	3	2	1	-	-	-	-	-	-	-	-	-	-
Gainer,A	2	-	-	-	-	1	-	-	-	1	-	-	-
Robinson,J	2	-	-	-	1	-	1	-	-	-	-	-	-
Briggs,D	1	-	-	-	-	1	-	-	-	-	-	-	-
Lytton,A	1	-	-	DNP	-	-	-	-	-	-	1	-	-
Becker,C	1	1	-	-	-	-	DNP	DNP	-	DNP	-	-	-
Durden,C	1	-	1	-	-	-	-	-	-	-	-	-	-
Wilson,M	1	1	-	-	-	-	-	-	-	-	DNP	DNP	DNP

FUMBLES RECOVERED	Number	BSU	ULM	VA	UL	ST	CU	WF	SU	UM	BC	ALST	UF
Nasirildeen,H	1	-	-	-	-	-	-	-	-	1	-	-	-
Cooper,R	1	1	-	-	-	-	-	-	-	-	-	-	-
Robinson,J	1	1	-	-	-	-	-	-	-	-	-	-	-
Briggs,D	1	-	-	-	-	-	1	-	-	-	-	-	-
Rice,E	1	-	-	-	-	1	-	-	-	-	-	-	-
Fagan,C	1	-	-	-	-	1	-	DNP	DNP	DNP	DNP	DNP	-
Lars-Woodbey,J	1	-	1	-	-	DNP	DNP	DNP	DNP	DNP	DNP	DNP	DNP
Wilson,M	1	-	-	-	1	-	-	-	-	-	DNP	DNP	DNP

SINGLE-GAME CAREER HIGHS

Aguayo,Ri

Points scored: 21 [t-6th], vs Ole Miss, Sep 05, 2016
 Kick PATs: 11 [t-1st], Delaware State, Nov 18, 2017
 Points by kicking: 21 [t-1st], vs Ole Miss, Sep 05, 2016
 Field goals made: 6 [t-1st], vs Ole Miss, Sep 05, 2016
 Field goal attempts: 6 [t-1st], vs Ole Miss, Sep 05, 2016
 Longest field goal: 53 [t-1st], at Miami (FL), Oct 06, 2018; at Virginia, Sep 14, 2019

Akers,C

Points scored: 26 [1st], Syracuse, Oct 26, 2019
 Touchdowns: 4 [t-1st], Syracuse, Oct 26, 2019
 Rush attempts: 36 [1st], ULM, Sep 07, 2019
 Rush yards: 199 [9th], Syracuse, Nov 04, 2017 (22 carries)
 Rush TDs: 4 [t-1st], Syracuse, Oct 26, 2019
 Long rush: 85 [t-3rd], VT, Sep 03, 2018; Virginia Tech, Sep 03, 2018
 Pass attempts: 3, Syracuse, Oct 26, 2019
 Pass completions: 2, Miami, Nov 02, 2019; Syracuse, Oct 26, 2019
 Pass yards: 47, at Boston College, Oct 27, 2017
 Long pass: 47, at Boston College, Oct 27, 2017
 Receptions: 7, Samford, Sep 08, 2018
 Receiving yards: 55, ULM, Sep 07, 2019 (5 receptions)
 Receiving TDs: 1, 7 times
 Long reception: 44, ULM, Sep 07, 2019
 Total offense attempts: 36, ULM, Sep 07, 2019 (36 rush,0 pass)
 Total offense yards: 199, Syracuse, Nov 04, 2017 (199 rush,0 pass)
 All-purpose yards: 248 [7th], ULM, Sep 07, 2019
 Kick returns: 1, Northern Illinois, Sep 22, 2018
 Kick return yards: 15, Northern Illinois, Sep 22, 2018 (1 returns)
 Long kick return: 15, Northern Illinois, Sep 22, 2018
 Tackles: 1, Boston College, Nov 17, 2018 (1-0)

Arnold,M

Tackles: 1, Clemson, Oct 27, 2018 (1-0)

Becker,C

All-purpose yards: 11, vs Southern Miss, Dec 27, 2017
 Kick returns: 1, vs Southern Miss, Dec 27, 2017
 Kick return yards: 11, vs Southern Miss, Dec 27, 2017 (1 returns)
 Long kick return: 11, vs Southern Miss, Dec 27, 2017
 Interceptions: 1 [t-6th], vs Michigan, Dec 30, 2016
 Tackles: 3, vs Southern Miss, Dec 27, 2017 (2-1); at Florida, Nov 30, 2019 (1-2)
 Sacks: 2.0, Boise State, Aug 31, 2019 (2-0)
 Tackles for loss: 2.0, Boise State, Aug 31, 2019 (2-0)
 Fumbles forced: 1 [t-6th], Boise State, Aug 31, 2019

Blackman,J

Points scored: 6, ULM, Sep 07, 2019
 Touchdowns: 1, ULM, Sep 07, 2019
 Rush attempts: 10, Syracuse, Nov 04, 2017; Miami, Oct 07, 2017
 Rush yards: 53, Alabama State, Nov 16, 2019 (4 carries)
 Rush TDs: 1, ULM, Sep 07, 2019
 Long rush: 35, Alabama State, Nov 16, 2019
 Pass attempts: 46 [t-6th], at NC State, Nov 03, 2018
 Pass completions: 30 [t-4th], ULM, Sep 07, 2019
 Pass yards: 421 [3rd], at NC State, Nov 03, 2018
 Pass TDs: 4 [t-3rd], vs Southern Miss, Dec 27, 2017; at NC State, Nov 03, 2018

SINGLE-GAME CAREER HIGHS

Had intercepted: 2 [t-9th], 6 times
 Long pass: 75 [t-6th], Boise State, Aug 31, 2019
 Total offense attempts: 54 [3rd], at NC State, Nov 03, 2018 (8 rush, 46 pass)
 Total offense yards: 400 [9th], at NC State, Nov 03, 2018 (-21 rush, 421 pass)
 All-purpose yards: 53, Alabama State, Nov 16, 2019
 Tackles: 1, Boise State, Aug 31, 2019 (1-0); ULM, Sep 07, 2019 (1-0)

Bolden, I

All-purpose yards: 80, at Boston College, Nov 09, 2019
 Punt returns: 1, Miami, Nov 02, 2019
 Punt return yards: 7, Miami, Nov 02, 2019 (1 return)
 Long punt return: 7, Miami, Nov 02, 2019
 Kick returns: 3, at Boston College, Nov 09, 2019
 Kick return yards: 80, at Boston College, Nov 09, 2019 (3 returns)
 Long kick return: 41, at Boston College, Nov 09, 2019
 Interceptions: 1 [t-6th], Boise State, Aug 31, 2019
 Long interception return: 4, Boise State, Aug 31, 2019
 Tackles: 3, at Virginia, Sep 14, 2019 (2-1)
 Pass breakups: 1, Alabama State, Nov 16, 2019; NC State, Sep 28, 2019

Briggs, D

Tackles: 6, at Boston College, Nov 09, 2019 (0-6); Alabama State, Nov 16, 2019 (5-1)
 Sacks: 1.0, Alabama State, Nov 16, 2019 (1-0)
 Tackles for loss: 2.0, Alabama State, Nov 16, 2019 (2-0)
 Fumbles forced: 1 [t-6th], NC State, Sep 28, 2019
 Fumbles recovered: 1 [t-3rd], at Clemson, Oct 12, 2019
 Pass breakups: 1, Boston College, Nov 17, 2018; at Wake Forest, Oct 19, 2019

Brooks, D

Tackles: 9, at Syracuse, Sep 15, 2018 (2-7); at Louisville, Sep 29, 2018 (4-5)
 Sacks: 1.0, at Louisville, Sep 29, 2018 (1-0)
 Tackles for loss: 2.0, at Louisville, Sep 29, 2018 (2-0)
 Fumbles forced: 1 [t-6th], at Louisville, Sep 29, 2018
 Fumbles recovered: 1 [t-3rd], at Miami (FL), Oct 06, 2018
 Pass breakups: 1, Florida, Nov 24, 2018; Clemson, Oct 27, 2018

Brown, J

Tackles: 2, at Wake Forest, Sep 30, 2017 (0-2); at Clemson, Oct 12, 2019 (0-2); NC State, Sep 28, 2019 (1-1)

Brownlee, J

Tackles: 1, at Clemson, Oct 12, 2019 (1-0)

Cooper, R

Tackles: 8, Syracuse, Oct 26, 2019 (2-6)
 Sacks: 1.0, Syracuse, Oct 26, 2019 (0-2)
 Tackles for loss: 2.0, Syracuse, Oct 26, 2019 (1-2)
 Fumbles recovered: 1 [t-3rd], Boise State, Aug 31, 2019
 Pass breakups: 1, Miami, Nov 02, 2019

SINGLE-GAME CAREER HIGHS

DeLoach,K

Tackles: 1, Alabama State, Nov 16, 2019 (1-0); Syracuse, Oct 26, 2019 (0-1)

Dent,A

Receptions: 1, Alabama State, Nov 16, 2019; Syracuse, Oct 26, 2019

Receiving yards: 3, Alabama State, Nov 16, 2019 (1 reception)

Long reception: 3, Alabama State, Nov 16, 2019

All-purpose yards: 3, Alabama State, Nov 16, 2019

Dent,Ak

Tackles: 9, at Wake Forest, Oct 19, 2019 (5-4)

Tackles for loss: 1.0, Alabama State, Nov 16, 2019 (1-0)

Pass breakups: 2 [t-9th], Miami, Nov 02, 2019; Alabama State, Nov 16, 2019; NC State, Sep 28, 2019

Durden,C

Tackles: 6, at NC State, Nov 03, 2018 (1-5); at Boston College, Nov 09, 2019 (2-4)

Sacks: 1.5, at Virginia, Sep 14, 2019 (1-1)

Tackles for loss: 2.0, Wake Forest, Oct 20, 2018 (2-0)

Fumbles forced: 1 [t-6th], ULM, Sep 07, 2019

Pass breakups: 1, 4 times

Blocked kicks: 1 [t-1st], at Notre Dame, Nov 10, 2018

Fagan,C

All-purpose yards: 3, Louisville, Sep 21, 2019

Interceptions: 1 [t-6th], Louisville, Sep 21, 2019

Long interception return: 3, Louisville, Sep 21, 2019

Tackles: 10, NC State, Sep 28, 2019 (8-2)

Tackles for loss: 1.0, vs Southern Miss, Dec 27, 2017 (1-0)

Fumbles recovered: 1 [t-3rd], Samford, Sep 08, 2018; NC State, Sep 28, 2019

Pass breakups: 1, 4 times

Gainer,A

Tackles: 12, at Boston College, Nov 09, 2019 (4-8)

Sacks: 2.0, NC State, Sep 28, 2019 (2-0)

Tackles for loss: 2.5, NC State, Sep 28, 2019 (2-0)

Fumbles forced: 1 [t-6th], Miami, Nov 02, 2019; NC State, Sep 28, 2019

Gant,B

Tackles: 6, at Clemson, Oct 12, 2019 (5-1); at Wake Forest, Oct 19, 2019 (1-5)

Tackles for loss: 1.0, Alabama State, Nov 16, 2019 (1-0)

SINGLE-GAME CAREER HIGHS

Gavin, K

Points scored: 6, at Miami (FL), Oct 06, 2018
 Touchdowns: 1, at Miami (FL), Oct 06, 2018
 Rush attempts: 1, vs Alabama, Sep 02, 2017
 Rush yards: 6, vs Alabama, Sep 02, 2017 (1 carries)
 Long rush: 6, vs Alabama, Sep 02, 2017
 Receptions: 7, vs Alabama, Sep 02, 2017
 Receiving yards: 93, Northern Illinois, Sep 22, 2018 (6 receptions)
 Receiving TDs: 1, at Miami (FL), Oct 06, 2018
 Long reception: 49, Wake Forest, Oct 20, 2018
 Total offense attempts: 1, vs Alabama, Sep 02, 2017 (1 rush, 0 pass)
 Total offense yards: 6, vs Alabama, Sep 02, 2017 (6 rush, 0 pass)
 All-purpose yards: 124, at Wake Forest, Sep 30, 2017
 Kick returns: 2, Miami, Oct 07, 2017; vs Alabama, Sep 02, 2017
 Kick return yards: 81, at Wake Forest, Sep 30, 2017 (1 returns)
 Long kick return: 81 [3rd], at Wake Forest, Sep 30, 2017

Glennon, G

Tackles: 1, at NC State, Nov 03, 2018 (1-0); at Florida, Nov 30, 2019 (0-1)

Grant, A

Rush attempts: 4, Clemson, Oct 27, 2018
 Rush yards: 1, Clemson, Oct 27, 2018 (4 carries)
 Long rush: 3, Clemson, Oct 27, 2018
 Total offense attempts: 4, Clemson, Oct 27, 2018 (4 rush, 0 pass)
 Total offense yards: 1, Clemson, Oct 27, 2018 (1 rush, 0 pass)
 All-purpose yards: 101, Samford, Sep 08, 2018
 Kick returns: 4 [t-8th], Samford, Sep 08, 2018
 Kick return yards: 101, Samford, Sep 08, 2018 (4 returns)
 Long kick return: 30, Wake Forest, Oct 20, 2018; Samford, Sep 08, 2018
 Tackles: 2, Boston College, Nov 17, 2018 (1-1); Florida, Nov 24, 2018 (2-0); at Miami (FL), Oct 06, 2018 (1-1)

Green, Re

Tackles: 2, Boise State, Aug 31, 2019 (2-0); NC State, Sep 28, 2019 (1-1)
 Tackles for loss: 1.0, Boise State, Aug 31, 2019 (1-0)
 Pass breakups: 1, at Clemson, Oct 12, 2019; NC State, Sep 28, 2019

Grothaus, P

Points scored: 3, Syracuse, Oct 26, 2019
 Kick PATs: 3, Syracuse, Oct 26, 2019
 Points by kicking: 3, Syracuse, Oct 26, 2019
 Tackles: 1, at Florida, Nov 30, 2019 (1-0); at Virginia, Sep 14, 2019 (1-0)

Harrison, T

Points scored: 6, Wake Forest, Oct 20, 2018; Alabama State, Nov 16, 2019; ULM, Sep 07, 2019
 Touchdowns: 1, Wake Forest, Oct 20, 2018; Alabama State, Nov 16, 2019; ULM, Sep 07, 2019
 Rush attempts: 1, 6 times
 Rush yards: 13, Boston College, Nov 17, 2018 (1 carries)
 Long rush: 13, Boston College, Nov 17, 2018
 Receptions: 5, at Clemson, Oct 12, 2019; NC State, Sep 28, 2019
 Receiving yards: 94, Alabama State, Nov 16, 2019 (3 receptions)
 Receiving TDs: 1, Wake Forest, Oct 20, 2018; Alabama State, Nov 16, 2019; ULM, Sep 07, 2019
 Long reception: 47, Alabama State, Nov 16, 2019

SINGLE-GAME CAREER HIGHS

Total offense attempts: 1, 6 times
 Total offense yards: 13, Boston College, Nov 17, 2018 (13 rush,0 pass)
 All-purpose yards: 94, Alabama State, Nov 16, 2019
 Kick returns: 2, 4 times
 Kick return yards: 47, at NC State, Nov 03, 2018 (2 returns)
 Long kick return: 28, at NC State, Nov 03, 2018
 Tackles: 1, Alabama State, Nov 16, 2019 (1-0)

Helton,K

Points scored: 6, 4 times
 Touchdowns: 1, 4 times
 Rush attempts: 1, Wake Forest, Oct 20, 2018; Boise State, Aug 31, 2019; at Virginia, Sep 14, 2019
 Rush yards: 14, Boise State, Aug 31, 2019 (1 carries)
 Long rush: 14, Boise State, Aug 31, 2019
 Receptions: 7, Louisville, Sep 21, 2019
 Receiving yards: 100, Clemson, Oct 27, 2018 (3 receptions)
 Receiving TDs: 1, 4 times
 Long reception: 73, Clemson, Oct 27, 2018
 Total offense attempts: 1, Wake Forest, Oct 20, 2018 (1 rush,0 pass); Boise State, Aug 31, 2019 (1 rush,0 pass); at Virginia, Sep 14, 2019
 Total offense yards: 14, Boise State, Aug 31, 2019 (14 rush,0 pass)
 All-purpose yards: 135, ULM, Sep 07, 2019
 Kick returns: 5 [t-5th], ULM, Sep 07, 2019
 Kick return yards: 135 [2nd], ULM, Sep 07, 2019 (5 returns)
 Long kick return: 58 [t-8th], NC State, Sep 28, 2019
 Tackles: 2, Boston College, Nov 17, 2018 (0-2)

Hornibrook,A

Rush attempts: 10, Miami, Nov 02, 2019; NC State, Sep 28, 2019
 Rush yards: 18, Louisville, Sep 21, 2019 (3 carries)
 Long rush: 15, Syracuse, Oct 26, 2019
 Pass attempts: 40, NC State, Sep 28, 2019
 Pass completions: 29 [t-7th], NC State, Sep 28, 2019
 Pass yards: 316, NC State, Sep 28, 2019
 Pass TDs: 3, NC State, Sep 28, 2019
 Had intercepted: 1, Miami, Nov 02, 2019; at Clemson, Oct 12, 2019
 Long pass: 64, at Clemson, Oct 12, 2019
 Receptions: 1, Miami, Nov 02, 2019
 Receiving yards: 6, Miami, Nov 02, 2019 (1 receptions)
 Long reception: 6, Miami, Nov 02, 2019
 Total offense attempts: 50 [10th], NC State, Sep 28, 2019 (10 rush,40 pass)
 Total offense yards: 276, NC State, Sep 28, 2019 (-40 rush,316 pass)
 All-purpose yards: 18, Louisville, Sep 21, 2019

Jackson,D

All-purpose yards: 5, at Notre Dame, Nov 10, 2018
 Interceptions: 1 [t-6th], at Notre Dame, Nov 10, 2018
 Long interception return: 5, at Notre Dame, Nov 10, 2018
 Tackles: 14 [t-9th], Boston College, Nov 17, 2018 (6-8); at Syracuse, Sep 15, 2018 (8-6)
 Sacks: 1.0, Boston College, Nov 17, 2018 (1-0); Miami, Oct 07, 2017 (1-0)
 Tackles for loss: 2.0, at Syracuse, Sep 15, 2018 (2-0)
 Fumbles forced: 1 [t-6th], at Louisville, Sep 29, 2018
 Pass breakups: 2 [t-9th], Samford, Sep 08, 2018

SINGLE-GAME CAREER HIGHS

Kaindoh, J

Tackles: 6, Delaware State, Nov 18, 2017 (5-1)
 Sacks: 4.0 [3rd], Delaware State, Nov 18, 2017 (4-0)
 Tackles for loss: 4.0 [t-6th], Delaware State, Nov 18, 2017 (4-0)
 Fumbles forced: 1 [t-6th], Louisville, Oct 21, 2017
 Pass breakups: 1, at Notre Dame, Nov 10, 2018

Kerr, A

Tackles: 1, Wake Forest, Oct 20, 2018 (1-0); Alabama State, Nov 16, 2019 (1-0)
 Tackles for loss: 1.0, Wake Forest, Oct 20, 2018 (1-0)

Laborn, K

Points scored: 12, Alabama State, Nov 16, 2019
 Touchdowns: 2, Alabama State, Nov 16, 2019
 Rush attempts: 17, Syracuse, Oct 26, 2019
 Rush yards: 69, at Clemson, Oct 12, 2019 (8 carries)
 Rush TDs: 2, Alabama State, Nov 16, 2019
 Long rush: 40, at Clemson, Oct 12, 2019
 Receptions: 2, Syracuse, Oct 26, 2019; at Virginia, Sep 14, 2019; NC State, Sep 28, 2019
 Receiving yards: 37, VT, Sep 03, 2018 (1 receptions); Virginia Tech, Sep 03, 2018 (1 receptions)
 Long reception: 37, VT, Sep 03, 2018; Virginia Tech, Sep 03, 2018
 Total offense attempts: 17, Syracuse, Oct 26, 2019 (17 rush, 0 pass)
 Total offense yards: 69, at Clemson, Oct 12, 2019 (69 rush, 0 pass)
 All-purpose yards: 94, Syracuse, Oct 26, 2019
 Kick returns: 2, Samford, Sep 08, 2018
 Kick return yards: 39, Samford, Sep 08, 2018 (2 returns)
 Long kick return: 25, VT, Sep 03, 2018; Virginia Tech, Sep 03, 2018

Lamar, M

Tackles: 1, Miami, Nov 02, 2019 (0-1); Alabama State, Nov 16, 2019 (0-1)

Lars-Woodbey, J

Tackles: 11, Florida, Nov 24, 2018 (5-6)
 Sacks: 1.0, Florida, Nov 24, 2018 (1-0)
 Tackles for loss: 1.5, at NC State, Nov 03, 2018 (1-0); Florida, Nov 24, 2018 (1-0); Virginia Tech, Sep 03, 2018 (1-0)
 Fumbles forced: 1 [t-6th], Virginia Tech, Sep 03, 2018
 Fumbles recovered: 1 [t-3rd], ULM, Sep 07, 2019
 Pass breakups: 2 [t-9th], at Notre Dame, Nov 10, 2018; Wake Forest, Oct 20, 2018

Lytton, A

Interceptions: 1 [t-6th], Clemson, Oct 27, 2018
 Tackles: 6, Alabama State, Nov 16, 2019 (6-0)
 Tackles for loss: 1.0, at Syracuse, Sep 15, 2018 (1-0)
 Fumbles forced: 1 [t-6th], at Boston College, Nov 09, 2019
 Pass breakups: 1, Wake Forest, Oct 20, 2018; Samford, Sep 08, 2018

SINGLE-GAME CAREER HIGHS

Martin, T

Punt attempts: 9 [t-3rd], at Clemson, Oct 12, 2019
 Punt yards: 342 [10th], at Clemson, Oct 12, 2019 (9 punts)
 Longest punt: 59, at Virginia, Sep 14, 2019

Matthews, D

Points scored: 6, 6 times
 Touchdowns: 1, 6 times
 Rush attempts: 2, ULM, Sep 07, 2019
 Rush yards: 10, Boise State, Aug 31, 2019 (1 carries)
 Long rush: 10, Boise State, Aug 31, 2019
 Pass attempts: 1, Florida, Nov 24, 2018; Wake Forest, Oct 20, 2018; at Florida, Nov 30, 2019
 Pass completions: 1, at Florida, Nov 30, 2019
 Pass yards: 25, at Florida, Nov 30, 2019
 Long pass: 25, at Florida, Nov 30, 2019
 Receptions: 10 [9th], at NC State, Nov 03, 2018
 Receiving yards: 133, at NC State, Nov 03, 2018 (10 receptions)
 Receiving TDs: 1, 5 times
 Long reception: 60, at Boston College, Nov 09, 2019
 Total offense attempts: 2, Florida, Nov 24, 2018 (1 rush, 1 pass); ULM, Sep 07, 2019 (2 rush, 0 pass)
 Total offense yards: 25, at Florida, Nov 30, 2019 (0 rush, 25 pass)
 All-purpose yards: 160, at Miami (FL), Oct 06, 2018
 Punt returns: 5 [t-3rd], Delaware State, Nov 18, 2017; at Miami (FL), Oct 06, 2018
 Punt return yards: 145 [1st], at Miami (FL), Oct 06, 2018 (5 returns)
 Long punt return: 74 [3rd], at Miami (FL), Oct 06, 2018
 Kick returns: 1, Miami, Oct 07, 2017
 Kick return yards: 37, Miami, Oct 07, 2017 (1 returns)
 Long kick return: 37, Miami, Oct 07, 2017
 Tackles: 2, at Syracuse, Sep 15, 2018 (2-0)

McDonald, C

Receptions: 1, 6 times
 Receiving yards: 24, at Boston College, Nov 09, 2019 (1 receptions)
 Long reception: 24, at Boston College, Nov 09, 2019
 All-purpose yards: 24, at Boston College, Nov 09, 2019
 Tackles: 1, 4 times

McKitty, T

Points scored: 6, Samford, Sep 08, 2018; at Louisville, Sep 29, 2018
 Touchdowns: 1, Samford, Sep 08, 2018; at Louisville, Sep 29, 2018
 Receptions: 5, 5 times
 Receiving yards: 70, at Virginia, Sep 14, 2019 (4 receptions)
 Receiving TDs: 1, Samford, Sep 08, 2018; at Louisville, Sep 29, 2018
 Long reception: 32, at NC State, Nov 03, 2018
 All-purpose yards: 70, at Virginia, Sep 14, 2019

McLendon, D

Tackles: 1, Syracuse, Oct 26, 2019 (0-1)
 Tackles for loss: .5, Syracuse, Oct 26, 2019 (0-0)

SINGLE-GAME CAREER HIGHS

McRae, J

Tackles: 3, Louisville, Sep 21, 2019 (2-1)
 Sacks: 1.0, Boise State, Aug 31, 2019 (1-0)
 Tackles for loss: 1.0, Boise State, Aug 31, 2019 (1-0)

Meyers, K

Interceptions: 2 [t-1st], Samford, Sep 08, 2018
 Tackles: 6, 4 times
 Sacks: 2.0, Northern Illinois, Sep 22, 2018 (2-0)
 Tackles for loss: 2.0, Northern Illinois, Sep 22, 2018 (2-0)
 Fumbles forced: 1 [t-6th], VT, Sep 03, 2018; Virginia Tech, Sep 03, 2018; at Wake Forest, Sep 30, 2017
 Pass breakups: 2 [t-9th], vs Southern Miss, Dec 27, 2017; at Syracuse, Sep 15, 2018

Minshew, C

Tackles: 1, ULM, Dec 02, 2017 (1-0)

Nabers, G

Points scored: 6, Delaware State, Nov 18, 2017; Boise State, Aug 31, 2019; at Virginia, Sep 14, 2019
 Touchdowns: 1, Delaware State, Nov 18, 2017; Boise State, Aug 31, 2019; at Virginia, Sep 14, 2019
 Rush attempts: 1, ULM, Dec 02, 2017; vs Southern Miss, Dec 27, 2017
 Rush yards: -3, vs Southern Miss, Dec 27, 2017 (1 carries)
 Receptions: 3, Miami, Nov 02, 2019; at Florida, Nov 30, 2019; Louisville, Sep 21, 2019
 Receiving yards: 68, Alabama State, Nov 16, 2019 (2 receptions)
 Receiving TDs: 1, Delaware State, Nov 18, 2017; Boise State, Aug 31, 2019; at Virginia, Sep 14, 2019
 Long reception: 63, Alabama State, Nov 16, 2019
 Total offense attempts: 1, ULM, Dec 02, 2017 (1 rush, 0 pass); vs Southern Miss, Dec 27, 2017 (1 rush, 0 pass)
 Total offense yards: -3, vs Southern Miss, Dec 27, 2017 (-3 rush, 0 pass)
 All-purpose yards: 68, Alabama State, Nov 16, 2019
 Tackles: 2, vs Southern Miss, Dec 27, 2017 (2-0)

Nasirildeen, H

Points scored: 6, Alabama State, Nov 16, 2019
 Touchdowns: 1, Alabama State, Nov 16, 2019
 All-purpose yards: 80, Alabama State, Nov 16, 2019
 Interceptions: 1 [t-6th], Boston College, Nov 17, 2018; Alabama State, Nov 16, 2019; at Clemson, Oct 12, 2019
 Long interception return: 80 [3rd], Alabama State, Nov 16, 2019
 Tackles: 22 [1st], at Boston College, Nov 09, 2019 (11-11)
 Sacks: 1.0, Syracuse, Oct 26, 2019 (0-2)
 Tackles for loss: 1.0, Alabama State, Nov 16, 2019 (1-0); Syracuse, Oct 26, 2019 (0-2)
 Fumbles forced: 2 [t-1st], Boise State, Aug 31, 2019
 Fumbles recovered: 1 [t-3rd], Miami, Nov 02, 2019
 Pass breakups: 1, 8 times

Rice, E

Interceptions: 1 [t-6th], at Duke, Oct 14, 2017
 Tackles: 14 [t-9th], at Wake Forest, Oct 19, 2019 (9-5)
 Sacks: 1.0, Wake Forest, Oct 20, 2018 (1-0); at Boston College, Nov 09, 2019 (1-0)
 Tackles for loss: 1.0, 5 times
 Fumbles forced: 1 [t-6th], at Boston College, Nov 09, 2019
 Fumbles recovered: 1 [t-3rd], Charleston Southern, Sep 10, 2016; NC State, Sep 28, 2019
 Pass breakups: 1, at Boston College, Nov 09, 2019

SINGLE-GAME CAREER HIGHS

Roberts,R

Tackles: 1, ULM, Sep 07, 2019 (1-0)

Robinson,J

Tackles: 9, Syracuse, Oct 26, 2019 (4-5)

Sacks: 1.5, Syracuse, Oct 26, 2019 (1-1); Louisville, Sep 21, 2019 (1-1)

Tackles for loss: 4.0 [t-6th], at Clemson, Oct 12, 2019 (4-0)

Fumbles forced: 1 [t-6th], at Clemson, Oct 12, 2019; Louisville, Sep 21, 2019

Fumbles recovered: 1 [t-3rd], Boise State, Aug 31, 2019

Pass breakups: 1, Florida, Nov 24, 2018; Boise State, Aug 31, 2019

Samuel,A

Punt returns: 1, Boston College, Nov 17, 2018

Interceptions: 1 [t-6th], at Virginia, Sep 14, 2019

Tackles: 8, at Clemson, Oct 12, 2019 (6-2); at Virginia, Sep 14, 2019 (6-2)

Tackles for loss: 1.0, Boston College, Nov 17, 2018 (1-0); Miami, Nov 02, 2019 (1-0)

Pass breakups: 3 [t-4th], Clemson, Oct 27, 2018

Samuels,S

All-purpose yards: 11, Wake Forest, Oct 20, 2018

Interceptions: 1 [t-6th], 8 times

Long interception return: 11, Wake Forest, Oct 20, 2018

Tackles: 9, Boston College, Nov 17, 2018 (5-4); at Boston College, Nov 09, 2019 (2-7)

Sacks: 1.0, at Florida, Nov 25, 2017 (1-0)

Tackles for loss: 1.0, 5 times

Fumbles forced: 1 [t-6th], vs Southern Miss, Dec 27, 2017

Pass breakups: 2 [t-9th], Delaware State, Nov 18, 2017; ULM, Sep 07, 2019

Schergen, J

Tackles: 1, Alabama State, Nov 16, 2019 (0-1)

Sheffield,D

Points scored: 6, Alabama State, Nov 16, 2019

Touchdowns: 1, Alabama State, Nov 16, 2019

Rush attempts: 7, Alabama State, Nov 16, 2019

Rush yards: 31, Alabama State, Nov 16, 2019 (7 carries)

Rush TDs: 1, Alabama State, Nov 16, 2019

Long rush: 17, Alabama State, Nov 16, 2019

Total offense attempts: 7, Alabama State, Nov 16, 2019 (7 rush,0 pass)

Total offense yards: 31, Alabama State, Nov 16, 2019 (31 rush,0 pass)

All-purpose yards: 31, Alabama State, Nov 16, 2019

SINGLE-GAME CAREER HIGHS

Taylor,L

Points scored: 6, at Florida, Nov 25, 2017; Samford, Sep 08, 2018
 Touchdowns: 1, at Florida, Nov 25, 2017; Samford, Sep 08, 2018
 All-purpose yards: 63, Samford, Sep 08, 2018
 Interceptions: 2 [t-1st], at Florida, Nov 25, 2017
 Long interception return: 63 [10th], Samford, Sep 08, 2018
 Tackles: 7, Louisville, Sep 21, 2019 (4-3)
 Sacks: 1.0, Louisville, Sep 21, 2019 (1-0)
 Tackles for loss: 1.0, 5 times
 Fumbles forced: 1 [t-6th], Northern Illinois, Sep 22, 2018
 Pass breakups: 2 [t-9th], Miami, Nov 02, 2019

Terry,T

Points scored: 12, at NC State, Nov 03, 2018; Samford, Sep 08, 2018; NC State, Sep 28, 2019
 Touchdowns: 2, at NC State, Nov 03, 2018; Samford, Sep 08, 2018; NC State, Sep 28, 2019
 Rush attempts: 1, Syracuse, Oct 26, 2019
 Rush yards: -9, Syracuse, Oct 26, 2019 (1 carries)
 Receptions: 7, at Boston College, Nov 09, 2019; at Florida, Nov 30, 2019
 Receiving yards: 156, at Boston College, Nov 09, 2019 (7 receptions)
 Receiving TDs: 2 [t-8th], at NC State, Nov 03, 2018; Samford, Sep 08, 2018; NC State, Sep 28, 2019
 Long reception: 78 [5th], Northern Illinois, Sep 22, 2018
 Total offense attempts: 1, Syracuse, Oct 26, 2019 (1 rush,0 pass)
 Total offense yards: -9, Syracuse, Oct 26, 2019 (-9 rush,0 pass)
 All-purpose yards: 156, at Boston College, Nov 09, 2019
 Tackles: 2, Boston College, Nov 17, 2018 (1-1); Florida, Nov 24, 2018 (2-0); Clemson, Oct 27, 2018 (2-0)

Thomas,A

Tackles: 5, at Duke, Oct 14, 2017 (2-3); VT, Sep 03, 2018 (2-3); Virginia Tech, Sep 03, 2018 (2-3)
 Tackles for loss: .5, at Duke, Oct 14, 2017 (0-0); NC State, Sep 23, 2017 (0-0)

Thompson,T

Tackles: 3, at Boston College, Nov 09, 2019 (1-2); Alabama State, Nov 16, 2019 (3-0)
 Sacks: 1.0, Alabama State, Nov 16, 2019 (1-0)
 Tackles for loss: 2.0, Alabama State, Nov 16, 2019 (2-0)

Thompson,W

Receptions: 2, Boise State, Aug 31, 2019; NC State, Sep 28, 2019
 Receiving yards: 50, Boise State, Aug 31, 2019 (2 receptions)
 Long reception: 51, Boise State, Aug 31, 2019
 All-purpose yards: 50, Boise State, Aug 31, 2019

Travis,J

Points scored: 12, at Boston College, Nov 09, 2019
 Touchdowns: 2, at Boston College, Nov 09, 2019
 Rush attempts: 5, at Florida, Nov 30, 2019
 Rush yards: 94, at Boston College, Nov 09, 2019 (3 carries)
 Rush TDs: 2, at Boston College, Nov 09, 2019
 Long rush: 66, at Boston College, Nov 09, 2019
 Pass attempts: 7, Alabama State, Nov 16, 2019
 Pass completions: 3, Alabama State, Nov 16, 2019
 Pass yards: 71, Alabama State, Nov 16, 2019
 Long pass: 63, Alabama State, Nov 16, 2019
 Total offense attempts: 11, Alabama State, Nov 16, 2019 (4 rush,7 pass)

SINGLE-GAME CAREER HIGHS

Total offense yards: 140, Alabama State, Nov 16, 2019 (69 rush, 71 pass)
All-purpose yards: 94, at Boston College, Nov 09, 2019

Warner, L

Tackles: 9, Florida, Nov 24, 2018 (3-6)
Sacks: 1.0, Boise State, Aug 31, 2019 (1-0)
Tackles for loss: 1.0, Wake Forest, Oct 20, 2018 (1-0); Boise State, Aug 31, 2019 (1-0); Miami, Nov 02, 2019 (1-0)
Pass breakups: 1, at Miami (FL), Oct 06, 2018

Wilson, M

Tackles: 10, Louisville, Sep 21, 2019 (3-7)
Sacks: 2.0, at Miami (FL), Oct 06, 2018 (2-0); Syracuse, Oct 26, 2019 (0-4); Louisville, Sep 21, 2019 (1-2)
Tackles for loss: 3.5, Louisville, Sep 21, 2019 (2-2)
Fumbles forced: 1 [t-6th], Samford, Sep 08, 2018; Boise State, Aug 31, 2019
Fumbles recovered: 1 [t-3rd], Louisville, Sep 21, 2019
Pass breakups: 1, 6 times

Wilson, O

Points scored: 6, NC State, Sep 28, 2019
Touchdowns: 1, NC State, Sep 28, 2019
Receptions: 4, at Wake Forest, Oct 19, 2019; NC State, Sep 28, 2019
Receiving yards: 91, NC State, Sep 28, 2019 (4 receptions)
Receiving TDs: 1, NC State, Sep 28, 2019
Long reception: 40, NC State, Sep 28, 2019
All-purpose yards: 91, NC State, Sep 28, 2019
Tackles: 1, Louisville, Sep 21, 2019 (1-0)

Wood, C

Tackles: 8, at Boston College, Nov 09, 2019 (3-5)
Sacks: .5, Syracuse, Oct 26, 2019 (0-1); Louisville, Sep 21, 2019 (0-1)
Tackles for loss: .5, Syracuse, Oct 26, 2019 (0-1); Louisville, Sep 21, 2019 (0-1)

Woodie, R

Tackles: 3, at Florida, Nov 30, 2019 (1-2)
Sacks: 1.0, Syracuse, Oct 26, 2019 (1-0)
Tackles for loss: 1.0, Syracuse, Oct 26, 2019 (1-0)

Young, Jo

Receptions: 2, Alabama State, Nov 16, 2019
Receiving yards: 29, Syracuse, Oct 26, 2019 (1 reception)
Long reception: 29, Syracuse, Oct 26, 2019
All-purpose yards: 29, Syracuse, Oct 26, 2019
Tackles: 1, Miami, Nov 02, 2019 (1-0)

SEASON & CAREER STATS

2019 FSU Football Florida State Individual Season/Career Statistics (as of Dec 01, 2019) All games

SEASON										CAREER									
Rushing																			
	gp	att	gain	loss	net	avg	td	lg	avg/g		gp	att	gain	loss	net	avg	td	lg	avg/g
Cam Akers	11	231	1205	61	1144	5.0	14	50	104.0		36	586	3084	210	2874	4.9	27	85	79.8
Khalan Laborn	10	63	320	23	297	4.7	4	40	29.7		12	63	320	23	297	4.7	4	40	24.8
Jordan Travis	3	12	172	2	170	14.2	3	66	56.7		3	12	172	2	170	14.2	3	66	56.7
Deonte Sheffield	3	9	48	0	48	5.3	1	17	16.0		3	9	48	0	48	5.3	1	17	16.0
James Blackman	11	62	203	155	48	0.8	1	35	4.4		28	138	394	404	-10	-0.1	1	35	-0.4
Keyshawn Helton	6	2	19	0	19	9.5	0	14	3.2		17	3	21	0	21	7.0	0	14	1.2
D.J. Matthews	11	4	18	0	18	4.5	0	10	1.6		34	6	27	9	18	3.0	0	10	0.5
Tre'Shaun Harrison	12	4	17	7	10	2.5	0	11	0.8		24	6	40	7	33	5.5	0	13	1.4
Tamorrion Terry	12	1	0	9	-9	-9.0	0	0	-0.8		24	1	0	9	-9	-9.0	0	0	-0.4
TEAM	9	9	0	69	-69	-7.7	0	0	-7.7										
Alex Hornibrook	5	29	56	127	-71	-2.4	0	15	-14.2		5	29	56	127	-71	-2.4	0	15	-14.2
Total	12	426	2058	453	1605	3.8	23	66	133.8										
Opponents	12	498	2087	257	1830	3.7	18	29	152.5										
Passing																			
	gp	effc	comp-att-int	pct	yds	td	lg	avg/g		gp	effc	comp-att-int	pct	yds	td	lg	avg/g		
James Blackman	11	144.65	170-266-7	63.9	2095	16	75	190.5		28	142.69	376-614-19	61.2	4835	40	75	172.7		
Alex Hornibrook	5	152.40	84-122-2	68.9	986	7	64	197.2		5	152.40	84-122-2	68.9	986	7	64	197.2		
Jordan Travis	3	130.85	4-8-0	50.0	77	0	63	25.7		3	130.85	4-8-0	50.0	77	0	63	25.7		
Cam Akers	11	136.67	4-6-0	66.7	50	0	18	4.5		36	164.35	5-8-0	62.5	97	0	47	2.7		
D.J. Matthews	11	310.00	1-1-0	100.0	25	0	25	2.3		34	103.33	1-3-0	33.3	25	0	25	0.7		
Total	12	147.02	263-403-9	65.3	3233	23	75	269.4											
Opponents	12	132.03	296-476-8	62.2	3402	19	74	283.5											
Receiving																			
	gp	no.	yds	avg	td	lg	avg/g			gp	no.	yds	avg	td	lg	avg/g			
Tamorrion Terry	12	51	1023	20.1	8	75	85.2			24	86	1767	20.5	16	78	73.6			
D.J. Matthews	11	36	355	9.9	3	60	32.3			34	84	809	9.6	5	60	23.8			
Cam Akers	11	30	225	7.5	4	44	20.5			36	69	486	7.0	7	44	13.5			
Tre'Shaun Harrison	12	27	289	10.7	2	47	24.1			24	37	355	9.6	3	47	14.8			
Tre' McKitty	11	23	241	10.5	0	30	21.9			34	50	520	10.4	2	32	15.3			
Ontaria Wilson	7	20	227	11.4	1	40	32.4			18	24	262	10.9	1	40	14.6			
Keyshawn Helton	6	17	239	14.1	3	58	39.8			17	28	415	14.8	4	73	24.4			
Keith Gavin	12	16	157	9.8	0	16	13.1			42	69	850	12.3	1	49	20.2			
Gabe Nabers	12	15	221	14.7	2	63	18.4			40	19	269	14.2	3	63	6.7			
Khalan Laborn	10	10	66	6.6	0	16	6.6			12	11	103	9.4	0	37	8.6			
Warren Thompson	6	6	91	15.2	0	51	15.2			10	6	91	15.2	0	51	9.1			
Camren McDonald	12	6	43	7.2	0	24	3.6			23	6	43	7.2	0	24	1.9			
Jordan Young	12	3	52	17.3	0	29	4.3			12	3	52	17.3	0	29	4.3			
Adarius Dent	6	2	-2	-1.0	0	3	-0.3			13	2	-2	-1.0	0	3	-0.2			
Alex Hornibrook	5	1	6	6.0	0	6	1.2			5	1	6	6.0	0	6	1.2			
Total	12	263	3233	12.3	23	75	269.4												
Opponents	12	296	3402	11.5	19	74	283.5												
Total Offense																			
	g	plays	rush	pass	total	avg/g				g	plays	rush	pass	total	avg/g				
James Blackman	11	328	48	2095	2143	194.8				28	752	-10	4835	4825	172.3				
Cam Akers	11	237	1144	50	1194	108.5				36	594	2874	97	2971	82.5				
Alex Hornibrook	5	151	-71	986	915	183.0				5	151	-71	986	915	183.0				
Khalan Laborn	10	63	297	0	297	29.7				12	63	297	0	297	24.8				
Jordan Travis	3	20	170	77	247	82.3				3	20	170	77	247	82.3				
Deonte Sheffield	3	9	48	0	48	16.0				3	9	48	0	48	16.0				
D.J. Matthews	11	5	18	25	43	3.9				34	9	18	25	43	1.3				
Keyshawn Helton	6	2	19	0	19	3.2				17	3	21	0	21	1.2				
Tre'Shaun Harrison	12	4	10	0	10	0.8				24	6	33	0	33	1.4				
Tamorrion Terry	12	1	-9	0	-9	-0.8				24	1	-9	0	-9	-0.4				
TEAM	9	9	-69	0	-69	-7.7													
Total	12	829	1605	3233	4838	403.2													
Opponents	12	974	1830	3402	5232	436.0													

SEASON & CAREER STATS

2019 FSU Football Florida State Individual Season/Career Statistics (as of Dec 01, 2019) All games

SEASON									CAREER									
Scoring	td	fg	PAT				dxp	saf	pts	td	fg	PAT				dxp	saf	pts
			kick	rush	rcv	pass						kick	rush	rcv	pass			
Cam Akers	18	-	-	1-1	-	-	-	-	110	34	-	-	1-1	-	-	-	-	206
Ricky Aguayo	-	7-13	39-39	-	-	-	-	-	60	-	55-77	162-165	-	-	-	-	-	327
Tamorrion Terry	8	-	-	-	-	-	-	-	48	16	-	-	-	-	-	-	-	96
Khalan Laborn	4	-	-	-	-	-	-	-	24	4	-	-	-	-	-	-	-	24
Jordan Travis	3	-	-	-	-	-	-	-	18	3	-	-	-	-	-	-	-	18
D.J. Matthews	3	-	-	-	-	0-1	-	-	18	6	-	-	-	-	0-1	-	-	36
Keyshawn Helton	3	-	-	-	-	-	-	-	18	4	-	-	-	-	-	-	-	24
Gabe Nabers	2	-	-	-	-	-	-	-	12	3	-	-	-	-	-	-	-	18
Tre'Shaun Harrison	2	-	-	-	-	-	-	-	12	3	-	-	-	-	-	-	-	18
James Blackman	1	-	-	-	-	-	-	-	6	1	-	-	-	-	-	-	-	6
Ontaria Wilson	1	-	-	-	-	-	-	-	6	1	-	-	-	-	-	-	-	6
Hamsah Nasirildeen	1	-	-	-	-	-	-	-	6	1	-	-	-	-	-	-	-	6
Deonte Sheffield	1	-	-	-	-	-	-	-	6	1	-	-	-	-	-	-	-	6
Parker Grothaus	-	-	5-6	-	-	-	-	-	5	-	-	5-6	-	-	-	-	-	5
Total	47	7-13	44-45	1-1	-	0-1	-	-	349									
Opponents	39	24-33	34-37	1-2	-	-	-	-	342									

Punt Returns	no.	yds	avg	td	lg	no.	yds	avg	td	lg
D.J. Matthews	16	107	6.7	0	26	53	564	10.6	1	74
Isaiah Bolden	1	7	7.0	0	7	1	7	7.0	0	7
Total	17	114	6.7	0	26					
Opponents	16	93	5.8	0	23					

Kick Returns	no.	yds	avg	td	lg	no.	yds	avg	td	lg
Keyshawn Helton	8	228	28.5	0	58	17	424	24.9	0	58
Isaiah Bolden	6	156	26.0	0	41	6	156	26.0	0	41
Tre'Shaun Harrison	5	99	19.8	0	23	9	174	19.3	0	28
Total	19	483	25.4	0	58					
Opponents	13	312	24.0	0	44					

Interceptions	no.	yds	avg	td	lg	no.	yds	avg	td	lg
Hamsah Nasirildeen	2	80	40.0	1	80	3	81	27.0	1	80
Stanford Samuels	2	7	3.5	0	7	8	30	3.8	0	11
Levonta Taylor	1	0	0.0	0	0	4	81	20.2	2	63
Cyrus Fagan	1	3	3.0	0	3	1	3	3.0	0	3
Isaiah Bolden	1	4	4.0	0	4	1	4	4.0	0	4
Asante Samuel	1	0	0.0	0	0	1	0	0.0	0	0
Total	8	94	11.8	1	80					
Opponents	9	141	15.7	2	57					

Fumble Returns	no.	yds	avg	td	lg	no.	yds	avg	td	lg
Janarius Robinson	1	20	20.0	0	20	1	20	20.0	0	20
Cyrus Fagan	1	2	2.0	0	2	1	2	2.0	0	2
Total	2	22	11.0	0	20					
Opponents	3	33	11.0	0	16					

SEASON & CAREER STATS

2019 FSU Football Florida State Individual Season/Career Statistics (as of Dec 01, 2019) All games

	SEASON								CAREER							
All Purpose	g	rush	rcv	pr	kr	ir	total	avg/g	g	rush	rcv	pr	kr	ir	total	avg/g
Cam Akers	11	1144	225	0	0	0	1369	124.5	36	2874	486	0	15	0	3375	93.8
Tamorrion Terry	12	-9	1023	0	0	0	1014	84.5	24	-9	1767	0	0	0	1758	73.2
Keyshawn Helton	6	19	239	0	228	0	486	81.0	17	21	415	0	424	0	860	50.6
D.J. Matthews	11	18	355	107	0	0	480	43.6	34	18	809	564	37	0	1428	42.0
Tre'Shaun Harris	12	10	289	0	99	0	398	33.2	24	33	355	0	174	0	562	23.4
Khalan Laborn	10	297	66	0	0	0	363	36.3	12	297	103	0	64	0	464	38.7
Tre' McKitty	11	0	241	0	0	0	241	21.9	34	0	520	0	0	0	520	15.3
Ontaria Wilson	7	0	227	0	0	0	227	32.4	18	0	262	0	0	0	262	14.6
Gabe Nabers	12	0	221	0	0	0	221	18.4	40	-3	269	0	0	0	266	6.7
Jordan Travis	3	170	0	0	0	0	170	56.7	3	170	0	0	0	0	170	56.7
Isaiah Bolden	12	0	0	7	156	4	167	13.9	13	0	0	7	156	4	167	12.8
Keith Gavin	12	0	157	0	0	0	157	13.1	42	6	850	0	244	0	1100	26.2
Warren Thompso	6	0	91	0	0	0	91	15.2	10	0	91	0	0	0	91	9.1
Hamsah Nasirild	12	0	0	0	0	80	80	6.7	37	0	0	0	0	81	81	2.2
Jordan Young	12	0	52	0	0	0	52	4.3	12	0	52	0	0	0	52	4.3
James Blackman	11	48	0	0	0	0	48	4.4	28	-10	0	0	0	0	-10	-0.4
Deonte Sheffield	3	48	0	0	0	0	48	16.0	3	48	0	0	0	0	48	16.0
Camren McDonal	12	0	43	0	0	0	43	3.6	23	0	43	0	0	0	43	1.9
Stanford Samuel	12	0	0	0	0	7	7	0.6	37	0	0	0	0	30	30	0.8
Cyrus Fagan	7	0	0	0	0	3	3	0.4	26	0	0	0	0	3	3	0.1
Adarius Dent	6	0	-2	0	0	0	-2	-0.3	13	0	-2	0	0	0	-2	-0.2
Alex Hornibrook	5	-71	6	0	0	0	-65	-13.0	5	-71	6	0	0	0	-65	-13.0
TEAM	9	-69	0	0	0	0	-69	-7.7								
Total	12	1605	3233	114	483	94	5529	460.8								
Opponents	12	1830	3402	93	312	141	5778	481.5								

Field Goals	att	good	long	blkd	att	good	long	blkd
Ricky Aguayo	13	7	53	0	77	55	53	4
Total	13	7	53	0				
Opponents	33	24	50	0				

Punting	no.	yds	avg	lg	blk	no.	yds	avg	lg	blk
Tommy Martin	64	2497	39.0	59	0	64	2497	39.0	59	0
Logan Tyler	7	308	44.0	53	0	209	8879	42.5	61	1
Total	71	2805	39.5	59	0					
Opponents	58	2553	44.0	65	0					

Kickoffs	no.	yds	avg	tb	ob	no.	yds	avg	tb	ob
Parker Grothaus	57	3541	62.1	40	1	57	3541	62.1	40	1
Logan Tyler	6	390	65.0	5	0	222	14135	63.7	139	5
Total	63	3931	62.4	45	1					
Opponents	70	4044	57.8	32	3					

SEASON & CAREER STATS

2019 FSU Football Florida State Individual Season/Career Statistics (as of Dec 01, 2019) All games

SEASON													CAREER												
##	Defensive Leaders	gp	ua	a	total	tfl	sack	int	pbu	fr	ff	blk	gp	ua	a	total	tfl	sack	int	pbu	fr	ff	blk		
2N	Hamsah Nasirildeen	12	61	40	101	2.0	1.0	2	3	1	3	.	37	135	86	221	2.5	1.0	3	8	1	3	.		
56	Emmett Rice	12	37	28	65	4.5	1.0	.	1	1	.	.	41	50	46	96	6.0	2.0	1	1	2	.	.		
33	Amari Gainer	12	29	34	63	6.5	3.0	.	.	.	2	.	16	29	34	63	6.5	3.0	.	.	.	2	.		
8	Stanford Samuels	12	37	23	60	1.5	.	2	7	.	.	.	37	94	51	145	5.5	1.0	8	16	.	1	.		
35	Leonard Warner	11	22	30	52	2.5	1.0	36	44	51	95	4.0	1.0	.	1	.	.	.		
26	Asante Samuel	11	33	14	47	1.0	.	1	12	.	.	.	23	47	17	64	2.0	.	1	21	.	.	.		
1R	Janarius Robinson	12	24	21	45	9.0	3.0	.	1	1	2	.	32	43	33	76	13.5	5.0	.	2	1	2	.		
2W	Marvin Wilson	9	19	25	44	8.5	5.0	.	4	1	1	.	33	39	54	93	13.5	8.5	.	6	1	2	.		
5	Dontavious Jackson	10	25	18	43	1.5	43	90	65	155	12.5	2.5	1	3	.	1	.		
24	Cyrus Fagan	7	27	13	40	0.0	.	1	2	1	.	.	26	46	24	70	1.0	.	1	4	2	.	.		
91	Robert Cooper	12	16	21	37	4.0	1.0	.	1	1	.	.	23	19	28	47	4.5	1.0	.	1	1	.	.		
16	Cory Durden	12	16	20	36	5.0	4.5	.	2	.	1	.	24	26	32	58	11.0	6.5	.	3	.	1	1		
1	Levonta Taylor	10	23	12	35	2.5	1.0	1	3	.	.	.	44	63	25	88	5.5	1.0	4	10	.	1	.		
27	Akeem Dent	12	20	13	33	1.5	.	.	7	.	.	.	12	20	13	33	1.5	.	.	7	.	.	.		
44	Brendan Gant	12	17	11	28	1.5	12	17	11	28	1.5		
58	Dennis Briggs Jr.	12	15	13	28	3.5	1.0	.	1	1	1	.	16	15	15	30	3.5	1.0	.	2	1	1	.		
49	Cedric Wood	12	9	18	27	1.0	1.0	15	9	19	28	1.0	1.0		
6L	Jaiden Lars-Woodbey	4	6	13	19	1.0	0.5	.	1	1	.	.	16	30	47	77	5.5	1.5	.	9	1	1	.		
28	DeCalon Brooks	11	7	8	15	0.0	22	24	37	61	3.0	1.0	.	2	1	1	.		
1L	A.J. Lytton	11	12	2	14	1.0	1	.	21	21	7	28	2.0	.	1	2	.	1	.		
42	Jaleel McRae	12	7	6	13	1.5	1.0	12	7	6	13	1.5	1.0		
15	Carlos Becker	9	8	3	11	2.0	2.0	.	.	.	1	.	30	15	8	23	2.0	2.0	1	.	.	1	.		
90	Tru Thompson	11	5	6	11	2.0	1.0	11	5	6	11	2.0	1.0		
13	Joshua Kaindoh	3	5	4	9	2.5	1.0	28	30	15	45	13.5	8.0	.	1	.	1	.		
51	Josh Brown	12	5	3	8	0.0	43	6	7	13	0.0		
29	Isaiah Bolden	12	5	3	8	0.0	.	1	2	.	.	.	13	5	3	8	0.0	.	1	2	.	.	.		
31	Raymond Woodie III	9	4	4	8	1.5	1.0	9	4	4	8	1.5	1.0		
36	Renardo Green	12	5	1	6	1.0	.	.	2	.	.	.	12	5	1	6	1.0	.	.	2	.	.	.		
14	Kyle Meyers	4	4	.	4	0.0	42	65	11	76	5.0	2.0	3	10	.	2	.		
22	Adonis Thomas	7	2	1	3	0.0	23	15	16	31	1.0		
2D	Kalen DeLoach	7	1	1	2	0.0	7	1	1	2	0.0		
97	Malcolm Lamar	4	.	2	2	0.0	4	.	2	2	0.0		
1B	James Blackman	11	2	.	2	0.0	28	2	.	2	0.0		
32	Gabe Nabers	12	2	.	2	0.0	40	4	1	5	0.0		
3G	Parker Grothaus	11	2	.	2	0.0	11	2	.	2	0.0		
43	Joseph Schergen	1	.	1	1	0.0	1	.	1	1	0.0		
20	Keyshawn Helton	6	1	.	1	0.0	17	1	3	4	0.0		
19	Jarvis Brownlee	4	1	.	1	0.0	4	1	.	1	0.0		
80	Ontaria Wilson	7	1	.	1	0.0	18	1	.	1	0.0		
48	Armani Kerr	1	1	.	1	0.0	1	1	.	1	0.0		
55	Derrick McLendon II	4	.	1	1	0.5	4	.	1	1	0.5		
4G	Grant Glennon	12	.	1	1	0.0	24	1	1	2	0.0		
83	Jordan Young	12	1	.	1	0.0	12	1	.	1	0.0		
87	Camren McDonald	12	1	.	1	0.0	23	4	.	4	0.0		
5R	Ryan Roberts	12	1	.	1	0.0	12	1	.	1	0.0		
88	Tre'Shaun Harrison	12	1	.	1	0.0	24	1	.	1	0.0		
Total		12	520	414	934	69	29	8	49	8	12	.													
Opponents		12	480	322	802	101	44	9	42	6	9	1													