

# NCAA OFFICIAL SCORING SUMMARY

61st Annual Sun Bowl

NORTH CAROLINA vs. TEXAS

Visitors Home

Date December 30, 1994 Site The Sun Bowl, El Paso, TX Attendance 50,612\*

\* - Attendance sets both Sun Bowl & Sun Bowl Stadium Records

Score By Quarters	1	2	3	4	Final
NORTH CAROLINA (8-4)	7	10	0	14	31
TEXAS (8-4)	7	14	0	14	35

## First Quarter Scoring:

	UNC	TEXAS
UNC: Curtis Johnson 11 yd. run (Tripp Pignetti Kick)(11:06) Scoring Drive: 10 plays, 78 yards in 3:54	7	0
UT: Priest Holmes 1 yd. run (Phil Dawson Kick)(4:37) Scoring Drive: 9 plays, 72 yards in 3:25	7	7

## Second Quarter Scoring:

UT: Norman Watkins 8 yd. rerun of Intercepted Fumble (Dawson Kick)(14:49)	7	14
UNC: Pignetti 25 yd. Field Goal (9:57) Scoring Drive: 12 plays, 72 yards in 4:52	10	14
UT: Holmes 1 yd. run (Dawson Kick)(6:05) Scoring Drive: 9 plays, 64 yards in 3:52	10	21
UNC: Marcus Wall 8 yd. pass from Mike Thomas (Pignetti Kick)(0:28) Scoring Drive: 9 plays, 74 yards in 1:48	17	21

## Third Quarter Scoring:

No Scoring

## Fourth Quarter Scoring:

UNC: Wall 82 yd. punt return (Pignetti Kick)(13:35)	24	21
UNC: Octavus Barnes 50 yd. pass from Thomas (Pignetti Kick)(9:13) Scoring Drive: 5 plays, 79 yards in 2:23	31	21
UT: Holmes 9 yd. run (Pignetti Kick)(6:35) Scoring Drive: 8 plays, 68 yards in 2:38	31	28
UT: Holmes 5 yd. run (Pignetti Kick)(1:17) Scoring Drive: 10 plays, 68 yards in 4:24	31	35

John Folmer Most Valuable Special Teams Player: Marcus Wall, North Carolina

Jimmy Rogers Jr. Most Valuable Lineman: Blake Brockermeier, Texas

C.M. Hendricks Most Valuable Player: Priest Holmes, Texas

Time of Game: Kickoff 12:38 End of Game 4:22 Total Elapsed Time 3:44

Officials Chuck McFerrin (Ref.), Steve Wilson (Umpire), Bob Beal (Linesman), Roger McMinn (Line  
dge), Harvey Jones (Field Judge), David Becker (Side Judge), Buddy Horton (Back Judge)

Temperature 54 Wind 10-15 from N-NW Weather Partly Cloudy, Cool, Dry Field

# NCAA FINAL TEAM STATISTICS

	<u>Texas</u> Home	<u>North Carolina</u> Visitor
First Downs .....	<u>26</u>	<u>25</u>
Rushing .....	<u>13</u>	<u>8</u>
Passing .....	<u>9</u>	<u>16</u>
Penalty .....	<u>4</u>	<u>1</u>
Rushing Attempts .....	<u>44</u>	<u>44</u>
Yards Gained Rushing .....	<u>237</u>	<u>196</u>
Yards Lost Rushing .....	<u>8</u>	<u>16</u>
Net Yards Rushing .....	<u>229</u>	<u>180</u>
Net Yards Passing .....	<u>196</u>	<u>298</u>
Passes Attempted .....	<u>32</u>	<u>40</u>
Passes Completed .....	<u>15</u>	<u>23</u>
Had Intercepted .....	<u>1</u>	<u>1</u>
Total Offensive Plays .....	<u>76</u>	<u>84</u>
Total Net Yards .....	<u>425</u>	<u>478</u>
Average Gain Per Play .....	<u>5.59</u>	<u>5.69</u>
Fumbles: Number—Lost .....	<u>3 — 1</u>	<u>2 — 1</u>
Penalties: Number—Yards .....	<u>7 — 55</u>	<u>6 — 58</u>
Number of Punts—Yards .....	<u>6 — 215</u>	<u>5 — 177</u>
Average Per Punt .....	<u>35.8</u>	<u>35.4</u>
Punt Returns: Number—Yards .....	<u>1 — 7</u>	<u>1 — 82 TD</u>
Kickoff Returns: Number—Yards .....	<u>6 — 91</u>	<u>2 — 33</u>
Interception Returns: Number—Yards ..	<u>1 — 69</u>	<u>1 — 21</u>
Fumble Returns: Number—Yards .....	<u>1 — 8 TD</u>	<u>1 — 0</u>
Possession Time .....	<u>31:15</u>	<u>28:45</u>
Third-Down Conversions .....	<u>4 of 12</u>	<u>5 of 15</u>
Sacks By: Number—Yards .....	<u>0 — 0</u>	<u>1 — (-9)</u>
Fourth-Down Conversions .....	<u>1 — 2</u>	<u>1 — 3</u>

# NCAA FINAL INDIVIDUAL STATISTICS

## Texas

Home

Rushing	Att.	Gain	Lost	Net	TD	Long
Holmes	27	166	5	161	4	14
Walker	9	21	2	19	0	6
Brown	7	44	1	43	0	14
E. Jackson	1	6	0	6	0	6
Totals	44	237	8	229	4	14

Passing	Att.	Comp.	Int.	Yards	TD	Long	Sacks
Brown	31	15	1	196	0	34	0
C. Jackson	1	0	0	0	0	0	0
Totals	32	15	1	196	0	34	0

Pass Receiving	No.	Yards	TD	Long
Fitzgerald	6	60	0	18
Pinkney	3	29	0	19
Holmes	2	44	0	33
C. Jackson	1	34	0	34
E. Jackson	1	12	0	12
Walker	1	12	0	12
Kamp	1	5	0	5
Totals	15	196	0	34

Punting	No.	Yds.	Avg.	Long	In 20	50+
Vacek	6	215	35.8	44	2	-
Totals	6	215	35.8	44	2	-

Field Goals	Att.	Made	Attempts
Totals			

All Returns	Punts			Kickoffs			Intercepted		
	No.	Yds.	LP	No.	Yds.	LP	No.	Yds.	LP
C. Jackson	-	-	-	4	71	21	-	-	-
Carter	1	7	7	-	-	-	1	69	69
Walker	-	-	-	2	20	11	-	-	-
Totals	1	7	7	6	91	21	1	69	69

## North Carolina

Visitors

Rushing	Att.	Gain	Lost	Net	TD	Long
C. Johnson	17	74	4	70	1	22
L. Johnson	15	70	0	70	0	9
Henderson	5	16	0	16	0	11
Wall	2	30	0	30	0	30
Thomas	3	6	2	4	0	4
Marshall	1	0	1	(-1)	0	-
Stanicek	1	0	9	(-9)	0	-
Totals	44	196	16	180	1	30

Passing	Att.	Comp.	Int.	Yards	TD	Long	Sacks
Thomas	39	23	1	298	2	50	0
Stanicek	1	0	0	0	0	0	1
Totals	40	23	1	298	2	50	1

Pass Receiving	No.	Yards	TD	Long
Barnes	9	165	1	50
Wall	7	82	1	24
Henderson	3	42	0	20
L. Johnson	3	13	0	6
C. Johnson	1	(-4)	0	(-4)
Totals	23	298	2	50

Punting	No.	Yds.	Avg.	Long	In 20	50+
Thomas	5	177	35.4	46	1	-
Totals	5	177	35.4	46	1	-

Field Goals	Att.	Made	Attempts
Pignetti	2	1	45 WL, (25)
Totals	2	1	

All Returns	Punts			Kickoffs			Intercepted		
	No.	Yds.	LP	No.	Yds.	LP	No.	Yds.	LP
Wall	1	82	82	2	33	18	-	-	-
Mason	-	-	-	-	-	-	1	21	21
Totals	1	82	82	2	33	18	1	21	21



# 1994 Sun Bowl

## Starting Lineups



### North Carolina

SE 4 Octavus Barnes  
RT 76 Roge Purgason  
RG 61 Mike Hobgood  
C 73 Don Meredith  
LG 74 Jerness Gethers  
LT 75 Byron Thomas  
TE 85 Greg DeLong  
QB 15 Mike Thomas  
FB 33 William Henderson  
TB 12 Leon Johnson  
FL 14 Marcus Wall

LE 71 Marcus Jones  
LT 56 Greg Black  
RT 97 Riddick Parker  
RE 87 Greg Ellis  
ROV 37 Eddie Mason  
LB 57 Kerry Mock  
LB 58 Mike Morton  
LC 25 Terry Billups  
RC 47 Fuzzy Lee  
SS 28 Sean Boyd  
FS 38 Eric Thomas


### Offense

SE 80 Lovell Pinkney  
RT 70 Joe Phillips  
RG 62 Corby Brooks  
C 69 Dan Neil  
LG 66 John Elmore  
LT 78 Blake Brokermeyer  
WR 39 Curtis Jackson  
QB 5 James Brown  
RB 33 Priest Holmes  
RB 3 Rodrick Walker  
FL 9 Eric Jackson

### Defense

LT 90 Thomas Baskin  
NG 96 Chris Akins  
RT 98 Tony Brackens  
OLB 40 Robert Reed  
ILB 50 Tyson King  
ILB 59 Kyle Richardson  
OLB 1 Norman Watkins  
LC 27 Joey Ellis  
RC 2 Taje Allen  
SS 17 Tre Thomas  
FS 16 Chris Carter

### Texas



# 1994 Sun Bowl

## North Carolina vs. Texas

Friday, December 30, 1994  
The Sun Bowl, El Paso, Texas  
First Quarter



Toss: Texas wins the toss and defers  
UNC will receive and defend South Goal  
Temp: 54 degrees Wind: 10-15 mph north/northwest  
Weather: cool, partly cloudy

### North Carolina

#### Texas

Dawson kicks off for Texas, fair catch by Wall at the 22 for no return

- 1 10 NC 22 L. Johnson straight up the middle for gain of 5
- 25 NC 27 Henderson up the line for gain of one (Watkins, King)
- 24 NC 28 Thomas complete to L. Johnson on right side for six
- 1 10 NC 34 L. Johnson again up the middle, gains two (Atkins)
- 28 NC 36 Thomas complete to Barnes on the left sideline for 16
- 1 10 UT 48 Thomas complete to Wall on the left sideline for 24 (Allen)
- 1 10 UT 24 C. Johnson around left end for four (Carter, Reed)
- 26 UT 20 C. Johnson stopped for one yard gain (King)
- 35 UT 19 Thomas pass complete up the middle to Barnes for eight yards (Thomas)
- 1 10 UT 11 C. Johnson off tackle right side for TOUCHDOWN (11:06)

Pignetti PAT good

Drive: 78 yards, 10 plays, 3:54

**NORTH CAROLINA 7, TEXAS 0**

Caparelli kicks off for North Carolina, C. Jackson takes the ball and the 10 and scrambles right for 20 yard return

- 1 10 UT 30 Brown complete to A. Holmes on left side for 33 yards (Boyd)
- 1 10 NC 37 Brown pass intercepted by Mason, (tipped by Morton) return of 21 (10:20)
- 1 10 NC 48 Thomas keeps around right side for two yard gain
- 28 50 Thomas complete to Wall on the left sideline for 14
- 1 10 UT 36 L. Johnson around right side for nine yards
- 21 UT 27 L. Johnson again with the carry, stopped in the backfield for no gain
- 31 UT 27 Thomas scrambles on left side for four yards
- PENALTY - illegal forward pass, North Carolina - five yards and loss of down
- 4 1 UT 27 Pignetti's 45-yard field goal attempt wide left (8:02)
- 1 10 UT 28 R. Walker taken down in backfield for loss of two by Ellis
- 2 12 UT 26 Brown rolls left, complete to Fitzgerald for six (Mock)
- 3 6 UT 32 Brown complete up the middle to C. Jackson for 34 yards
- 1 10 NC 34 Brown complete on left side to Walker, out of bounds for 12 yards (Morton)
- 1 10 NC 22 Brown incomplete, intended for C. Jackson in the end zone
- 2 10 NC 22 R. Walker up the middle for six yards (Mason)
- 3 4 NC 16 P. Holmes scrambles left for gain of five (Lee)
- 1 10 NC 11 P. Holmes powers up the middle for gain of 10 (Mock)
- 1 G NC 1 P. Holmes untouched up the middle for TOUCHDOWN (4:37)

Dawson PAT good

Drive: 9 plays, 72 yards, 3:25

**NORTH CAROLINA 7, TEXAS 7**

Dawson kicks off for Texas, taken by Wall at the 21 for 15 yard return (Carter)

- 1 10 NC 36 Stanicek pitch to C. Johnson on right side for gain of seven
- 2 7 NC 43 C. Johnson around left end this time, again for seven (Wattler)
- 1 10 50 C. Johnson stopped in the backfield for loss of one (Brackens)
- 2 11 NC 49 C. Johnson up the middle on the draw for eight (Wattler)
- 3 3 UT 43 Stanicek rolls right, pitch to C. Johnson for loss of two (Thomas)
- 4 5 UT 45 M. Thomas 28 yard punt, fair catch by C. Carter at the UT 17 (2:08)
- 1 10 UT 17 P. Holmes around left side for gain of six (Lee)
- 2 4 UT 23 **TIMEOUT-NORTH CAROLINA (2:03)**
- 2 4 UT 23 P. Holmes around right side for 14, tripped up by Billups
- 1 10 UT 35 Brown rolls left, scrambles for 12
- 1 10 UT 49 E. Jackson around left for gain of six (Hamilton)
- 2 4 NC 45 Brown pass incomplete on left sideline
- 3 4 UT 45 Brown fumbles snap and touches knee down for loss of one
- 4 5 UT 46 Vacek 34 yard punt, touched dead at 12 (0:08)
- 1 10 NC 12 Stanicek long pass incomplete (0:03)
- 2 10 NC 12 L. Johnson around right end for five yard gain

**End of First Quarter: North Carolina 7, Texas 7**

# NCAA QUICKIE STATISTICS

First Quarter

Half

Third Quarter

Final

(Circle One)


## TEAM

	<u>Texas</u> Home	<u>North Carolina</u> Visitor
Score .....	<u>7</u>	<u>7</u>
First Downs .....	<u>7</u>	<u>7</u>
Rushes—Yardage (Net) .....	<u>10 - 57</u>	<u>16 - 63</u>
Passing Yardage (Net) .....	<u>85</u>	<u>68</u>
Passes—Att.-Comp.-Int. ....	<u>7 - 4 - 1</u>	<u>6 - 5 - 0</u>
Total Offense—Yards .....	<u>142</u>	<u>131</u>
Fumble Returns—Yards .....	<u>0 - 0</u>	<u>0 - 0</u>
Punt Returns—Yards .....	<u>0 - 0</u>	<u>0 - 0</u>
Kickoff Returns—Yards .....	<u>1 - 15</u>	<u>1 - 20</u>
Interception Returns—Yards .....	<u>0 - 0</u>	<u>1 - 21</u>
Punts (Number-Average) .....	<u>1 - 34.0</u>	<u>1 - 28.0</u>
Fumbles—Lost .....	<u>1 - 0</u>	<u>0 - 0</u>
Penalties—Yards .....	<u>0 - 0</u>	<u>1 - 5</u>
Possession Time .....	<u>6 : 11</u>	<u>8 : 49</u>

## INDIVIDUAL LEADERS

<u>Texas</u> Home				
	Att.	Net Yards	TD	Long
Rushing				
<u>Holmes</u>	<u>5</u>	<u>36</u>	<u>1</u>	<u>14</u>
<u>Walker</u>	<u>2</u>	<u>4</u>	<u>0</u>	<u>6</u>
<u>Brown</u>	<u>2</u>	<u>11</u>	<u>0</u>	<u>12</u>
<u>E. Jackson</u>	<u>1</u>	<u>6</u>	<u>0</u>	<u>6</u>
Passing	Att.-Comp.-Int.	Yds.	TD	Sacks
<u>Brown</u>	<u>7 - 4 - 1</u>	<u>85</u>	<u>0</u>	<u>0</u>
Pass Receiving	No.	Yards	TD	Long
<u>C. Jackson</u>	<u>1</u>	<u>34</u>	<u>0</u>	<u>34</u>
<u>Holmes</u>	<u>1</u>	<u>33</u>	<u>0</u>	<u>33</u>
<u>Walker</u>	<u>1</u>	<u>12</u>	<u>0</u>	<u>12</u>
<u>Fitzgerald</u>	<u>1</u>	<u>6</u>	<u>0</u>	<u>6</u>
Punting	No.	Avg.	Long	
<u>Vacek</u>	<u>1</u>	<u>34.0</u>	<u>34</u>	

<u>North Carolina</u> Visitor				
	Att.	Net Yards	TD	Long
Rushing				
<u>Johnson, C.</u>	<u>8</u>	<u>35</u>	<u>1</u>	<u>11</u>
<u>Johnson, L.</u>	<u>5</u>	<u>21</u>	<u>0</u>	<u>9</u>
<u>Thomas</u>	<u>2</u>	<u>6</u>	<u>0</u>	<u>4</u>
<u>Henderson</u>	<u>1</u>	<u>1</u>	<u>0</u>	<u>1</u>
Passing	Att.-Comp.-Int.	Yds.	TD	Sacks
<u>Thomas</u>	<u>5 - 5 - 0</u>	<u>68</u>	<u>0</u>	<u>0</u>
<u>Stanicek</u>	<u>1 - 0 - 0</u>	<u>0</u>	<u>0</u>	<u>0</u>
Pass Receiving	No.	Yards	TD	Long
<u>Barnes</u>	<u>2</u>	<u>24</u>	<u>0</u>	<u>16</u>
<u>Wall</u>	<u>2</u>	<u>38</u>	<u>0</u>	<u>24</u>
<u>L. Johnson</u>	<u>1</u>	<u>6</u>	<u>0</u>	<u>6</u>
Punting	No.	Avg.	Long	
<u>Thomas</u>	<u>1</u>	<u>28.0</u>	<u>28</u>	



1994 Sun Bowl  
North Carolina vs. Texas  
Friday, December 30, 1994  
The Sun Bowl, El Paso, Texas  
Second Quarter



North Carolina

Texas

3 5 NC 17 Stanicek carries for loss of 9 intercepted fumble recovered by Watkins 8 yards for the TD (14:49)

Dawson PAT good

North Carolina 7, Texas 14

Dawson kicks off for Texas out of the end zone, no return

- 1 10 NC 20 Thomas pass incomplete, intended for L. Johnson
- 2 10 NC 20 Thomas complete across the middle to Barnes for 26 yards
- 1 10 NC 46 Thomas complete again to Barnes in the middle for 11 (Richardson)
- 1 10 UT 43 C. Johnson up the middle for loss of one (Rink)
- 2 11 UT 44 PENALTY -ILLEGAL PROCEDURE UNC
- 2 16 UT 49 Thomas pass incomplete across middle
- 3 16 UT 49 Thomas complete to Henderson on right side for 14 (King)
- 4 2 UT 35 Thomas rolls left, pitch to L. Johnson for gain of four
- 1 10 UT 31 **TIMEOUT-NORTH CAROLINA (12:20)**
- 1 10 UT 31 Thomas rolls right, pitch to L. Johnson for gain of nine (Allen)
- 2 1 UT 22 Henderson off right tackle for gain of 11 (Ellis)
- 1 10 UT 11 L. Johnson off left tackle for four yards (Brackens)
- 2 6 UT 7 Henderson up the middle for one (Hasslefield)
- 3 5 UT 6 Thomas scrambles, stopped in backfield for loss of two (Brackens)
- 4 5 UT 8 **Pignetti 25-yard field goal good (9:57)**

Drive: 72 yards, 12 plays, 4:52

North Carolina 10, Texas 14

Caparelli kicks off for North Carolina, C. Jackson fields kick at the 22 and returns for 14 yards

- 1 10 UT 36 Brown complete left side to Kemp for five yards (Lee)
- 2 6 UT 31 P. Holmes jukes and spins around left end for 14 yards (Mason)
- 1 10 UT 45 Brown complete to Pinkney on right sideline for 19 yards
- 1 10 NC 26 Brown fires incomplete into end zone, intended for Holmes, batted away by Hamilton
- 2 10 NC 26 Walker looks along right side, gain of two (Mock)
- 3 8 NC 24 Brown overthrows Pickney in end zone, coverage by O. Brown
- PENALTY - Pass interference, North Carolina, 15 yards
- 1 G NC 9 Walker around right for gain of four (Mock)
- 2 G NC 5 Walker around right side, stopped for gain of four (Lee)
- 3 G NC 1 Brown pass incomplete to Holmes in corner of end zone, broken up by Lee
- 4 G NC 1 **P. Holmes around left end, cuts in for TOUCHDOWN (6:05)**

Dawson PAT good

Drive: 9 plays, 64 yards, 3:52

**NORTH CAROLINA 10, TEXAS 21**

Dawson kicks off for Texas, Wall takes kick out of end zone and is stopped for 18 yard return

PENALTY - Dead Ball Clipping, Texas, 15 yards

- 1 10 NC 33 Thomas complete to Wall on right side for six yards (Ellis)
- 2 4 NC 39 C. Johnson off left tackle for four yards (Brackens)
- 1 10 NC 43 Thomas complete right side to C. Johnson for loss of four (Ellis)
- 2 14 NC 39 Thomas hits Wall on left side, gains seven (Westbrook)
- 3 7 NC 46 C. Johnson up the middle on the draw, gains one (Atkins)
- 4 6 NC 47 Thomas 33 yard punt, fair catch by C. Carter at the 20 for no return (3:14)
- 1 10 UT 20 P. Holmes up the middle, gains 12 (Thomas)
- 1 10 UT 32 Brown hits Fitzgerald on the left side, gain of 16 (Boyd)
- 1 10 UT 48 Brown pass up the middle to P. Holmes incomplete, broken up by Mason
- 2 10 UT 48 **TIMEOUT - NORTH CAROLINA (2:36)**
- 2 10 UT 48 Brown long pass incomplete on right side, intended for C. Jackson, broken up by Boyd
- 3 10 UT 48 Brown scrambles left along line, gains three (Holliday)
- 4 7 NC 49 Vacek 24 yard punt, Wall fair catch for no return
- 1 10 NC 26 L. Johnson left side for eight yards (Wattler)
- 2 2 NC 34 Thomas complete on left side to Henderson for eight yards (Allen)
- PENALTY - Deadball Personal Foul, 15 yards
- 1 10 UT 43 Thomas complete on right side to L. Johnson for four yards (Brackens)
- 2 6 UT 39 Thomas complete right side to Henderson for 20 yards (Wattler)

**2nd quarter play-by-play (con't)**

1 10 UT 19 Thomas over the middle incomplete, intended for Barnes, broken up by Ellis  
2 10 UT 19 L. Johnson off right tackle for nine (Brackens)  
3 1 UT 10 Henderson up the middle for two  
1 G UT 8 Thomas spikes ball to stop clock(0:35)  
2 G UT 8 Thomas floats pass complete to Wall in far corner of end zone for TOUCHDOWN (0:28)  
Pignetti PAT good  
9 plays, 74 yards, 1:48  
**NORTH CAROLINA 17, TEXAS 21**

Capareli kicks off for North Carolina, Walker takes ball at 20, returns up left side for 11 yards

1 10 UT 31 Brown incomplete along left sideline (0:17)  
2 10 UT 31 PENALTY - False Start, Texas, five yards  
2 15 UT 26 P. Holmes up the middle for gain of two

**End of Second Quarter: Texas 21, North Carolina 17**



# NCAA QUICKIE STATISTICS

First Quarter

Half

Third Quarter

Final

(Circle One)


## TEAM

	<u>Texas</u> Home	<u>North Carolina</u> Visitor
Score .....	21	17
First Downs .....	13	16
Rushes—Yardage (Net) .....	18 — 99	29 — 104
Passing Yardage (Net) .....	125	168
Passes—Att.-Comp.-Int. ....	15 — 7 — 1	20 — 15 — 0
Total Offense—Yards .....	224	272
Fumble Returns—Yards .....	1 — 8 <sup>TD</sup>	0 — 0
Punt Returns—Yards .....	0 — 0	0 — 0
Kickoff Returns—Yards .....	3 — 45	2 — 33
Interception Returns—Yards .....	0 — 0	1 — 21
Punts (Number-Average) .....	2 — 28.5	2 — 30.5
Fumbles—Lost .....	2 — 0	1 — 1
Penalties—Yards .....	3 — 35	3 — 25
Possession Time .....	11 : 29	18 : 31

## INDIVIDUAL LEADERS

<u>Texas</u> Home				
	Att.	Net Yards	TD	Long
Rushing				
Holmes	9	65	2	14
Walker	5	14	0	6
Brown	3	14	0	11
E. Jackson	1	6	0	6
Passing	Att.-Comp.-Int.	Yds.	TD	Sacks
Brown	15 — 7 — 1	125	0	0
Pass Receiving	No.	Yards	TD	Long
Fitzgerald	2	22	0	16
C. Jackson	1	34	0	34
Holmes	1	33	0	33
Pinkney	1	19	0	19
Punting	No.	Avg.	Long	
Vacek	2	28.5	34	

<u>North Carolina</u> Visitor				
	Att.	Net Yards	TD	Long
Rushing				
C. Johnson	11	39	1	11
L. Johnson	10	55	0	9
Henderson	4	15	0	11
Thomas	3	4	0	4
Passing	Att.-Comp.-Int.	Yds.	TD	Sacks
Thomas	19 — 15 — 0	168	1	0
Stanicek	1 — 0 — 0	0	0	1
Pass Receiving	No.	Yards	TD	Long
Barnes	4	61	0	26
Wall	5	59	1	24
Henderson	3	42	0	20
Punting	No.	Avg.	Long	
Thomas	2	30.5	33	



1994 Sun Bowl  
 North Carolina vs. Texas  
 Friday, December 30, 1994  
 The Sun Bowl, El Paso, Texas  
 Third Quarter



Possession: North Carolina kicks off  
 Texas receives and defends the South Goal

North Carolina

Texas

- Pignetti kicks off, Walker return of 9 yards
- 1 10 UT 28 Brown complete left side to Pinkney, gain of four (Lee)
  - 2 6 UT 32 PENALTY - Texas, five yards, delay of game
  - 2 11 UT 27 Brown scrambles right, hits Fitzgerald for 8 (Boyd)
  - 3 3 UT 35 Brown keeps around right side for two (Mock)
  - 4 1 UT 37 Vacek punt of 44 yards, Wall lets it roll for no return (13:09)
  - 1 10 NC 19 Henderson up the middle for one yard (King)
  - 2 9 NC 20 Thomas rolls left, reverse to Wall, up right side for 30 yard gain (Baskin)
  - 1 10 50 L. Johnson around left end, turns corner for gain of six (Allen)
  - 2 4 UT 44 L. Johnson again, up the middle for gain of three (Atkins)
  - 3 1 UT 41 C. Johnson around right side for no gain (King)
  - 4 1 UT 41 C. Johnson into the middle for no gain (Baskin, Atkins) (10:31)
  - 1 10 UT 40 Brown drops back, scrambles up middle for five (Mock)
  - 2 6 UT 45 R. Walker straight into the line for one yard gain (Mason)
  - 3 5 UT 46 Brown long pass incomplete down the middle
  - 4 5 UT 46 Vacek 28 yard punt rolls dead at NC 26 (8:50)
  - 1 10 NC 26 Thomas hits Barnes on the right sideline for 17 yard gain
  - 1 10 NC 43 Brown overthrows Wall deep down the left side
  - 2 10 NC 43 Brown incomplete, intended for C. Johnson in the backfield
  - 3 10 NC 43 Brown incomplete, intended for Wall along right sideline
  - 4 10 NC 43 Thomas 46 yard punt, C. Carter seven yard return (8:20)
  - 1 10 UT 18 P. Holmes around right side for seven yards (Morton)
  - 2 3 UT 25 Brown hits Pinkney on left side for six yards
  - 1 10 UT 31 P. Holmes around right side for gain of six (Mason)
  - 2 4 UT 37 P. Homes again for gain of 10 (Morton)
  - 1 10 UT 47 Brown hits Fitzgerald on right side for eight yards (Billups)
  - 2 2 NC 45 R. Walker on the trap through the middle, gain of two (Morton)
  - 1 10 NC 43 R. Walker again, up the middle for no gain (Morton)
  - 2 10 NC 43 Brown incomplete up the middle intended for Fitzgerald, coverage by Boyd  
PENALTY - pass interference, North Carolina, 10 yards
  - 1 10 NC 33 Reverse to C. Jackson, his pass to Pinkney incomplete in the end zone
  - 2 10 NC 33 P. Holmes into the open left side for eight yards (Boyd)
  - 3 2 NC 25 P. Holmes stopped on the draw for loss of five (Jones)
  - 4 7 NC 30 Brown scrambles, pass incomplete on right side intended for E. Jackson (2:55)
  - 1 10 NC 30 L. Johnson up the middle for gain of three (Atkins)
  - 2 7 NC 33 Thomas looks deep for Wall, pass incomplete
  - 3 7 NC 33 Thomas hits Wall in the middle for 11 yards (Richardson)
  - 1 10 NC 44 Thomas to Wall again in the middle, 12 yard gain (King)
  - 1 10 UT 44 C. Johnson gains five, fumbles, recovered by NC's Purgason (Richardson)
  - 2 6 UT 39 Marshall into the middle, loses one
  - 3 7 UT 40 Thomas complete to L. Johnson on right sideline for three (King)
  - 4 4 UT 37 Thomas punt of 37 yards into the end zone for a touchback (0:21)
  - 1 10 UT 20 P. Homes up through the middle for nine (Mock)

End of Third Quarter: Texas 21, North Carolina 17

# NCAA QUICKIE STATISTICS

First Quarter

Half

Third Quarter

Final


(Circle One)

## TEAM

	Texas Home	North Carolina Visitor
Score .....	21	17
First Downs .....	15	20
Rushes—Yardage (Net) .....	29 — 144	38 — 161
Passing Yardage (Net) .....	152	211
Passes—Att.-Comp.-Int. ....	22 — 11 — 1	28 — 19 — 0
Total Offense—Yards .....	296	372
Fumble Returns—Yards .....	1 — 8	0 — 0
Punt Returns—Yards .....	1 — 7	0 — 0
Kickoff Returns—Yards .....	4 — 54	2 — 33
Interception Returns—Yards .....	0 — 0	1 — 21
Punts (Number-Average) .....	4 — 32.3	4 — 36.0
Fumbles—Lost .....	2 — 0	2 — 1
Penalties—Yards .....	4 — 40	4 — 35
Possession Time .....	20 : 47	24 : 13

## INDIVIDUAL LEADERS

Texas						North Carolina					
Home						Visitor					
Rushing	Att.	Net Yards	TD	Long		Rushing	Att.	Net Yards	TD	Long	
Holmes	15	100	2	14		L. Johnson	13	67	0	9	
Walker	8	17	0	6		C. Johnson	14	44	1	11	
Brown	5	21	0	11		Henderson	5	16	0	11	
E. Jackson	1	6	0	6		Wall	1	30	0	30	
Passing	Att.-Comp.-Int.	Yds.	TD	Sacks		Passing	Att.-Comp.-Int.	Yds.	TD	Sacks	
Brown	21 . 11 . 1	152	0	0		Thomas	27 . 19 . 0	211	1	0	
C. Jackson	1 . 0 . 0	0	0	0		Stanicek	1 . 0 . 0	0	0	1	
Pass Receiving	No.	Yards	TD	Long		Pass Receiving	No.	Yards	TD	Long	
Fitzgerald	4	38	0	16		Wall	7	82	1	24	
Pinkney	3	29	0	19		Barnes	5	78	0	26	
						Henderson	3	42	0	20	
Punting	No.	Avg.	Long			Punting	No.	Avg.	Long		
Vacek	4	32.3	44			Thomas	4	36.0	46		



1994 Sun Bowl  
North Carolina vs. Texas  
Friday, December 30, 1994  
The Sun Bowl, El Paso, Texas  
Fourth Quarter



North Carolina

Texas

- 21 UT 29 R. Walker dives up the middle for two (Morton)  
1 10 UT 31 P. Holmes up the middle for gain of six (Terry)  
24 UT 37 Brown pass incomplete, in and out of the hands of E. Jackson  
34 UT 37 Brown rolls right, incomplete in the middle for C. Jackson  
4 4 UT 37 Vacek punt of 45 yards, Wall scrambles up left side for 82 yard return TOUCHDOWN (13:35)  
Pignetti PAT good  
NORTH CAROLINA 24, TEXAS 21

Capareli kicks off for North Carolina, C. Jackson takes the ball at the 13 and returns it 16 yards

- 1 10 UT 29 P. Holmes up the middle for gain of four (Hamilton)  
26 UT 33 Brown rolls left, overthrows Pinkney on left sideline  
36 UT 33 PENALTY - Offsides, North Carolina, five yards  
31 UT 38 P. Holms stopped for no gain (Jones)  
41 UT 38 Vacek punt of 41 yards, rolls dead at the 21 (11:36)  
1 10 NC 21 C. Johnson up the middle for gain of one (Akins)  
29 NC 22 C. Johnson around left side for 22 (Carter)  
1 10 NC 44 C. Johnson off tackle left this time, gain of three (Richardson)  
27 NC 47 L. Johnson around left end for three (Carter)  
3 4 50 Thomas hits Barnes up the middle, complete for TOUCHDOWN (9:13)  
Pignetti PAT good  
Drive: 79 yards, 5 plays, 2:23  
NORTH CAROLINA 31, TEXAS 21

Capareli kicks off for North Carolina, C. Jackson takes the ball at the 11 and returns 21 yards (Kemp)

- 1 10 UT 32 Brown on the keeper, slides in for gain of 11 (Terry)  
1 10 UT 43 Brown pass incomplete on left side, almost intercepted by Mason  
2 10 UT 43 Brown complete to Fitzgerald for 18 yards (Morton)  
1 10 NC 39 Brown rolls left, keeps for 11 yard gain  
PENALTY - Late hit, North Carolina  
1 10 NC 14 P. Holmes on the left side for four yards (Hamilton)  
26 NC 10 P. Holmes through the pile in the middle, gains six (Jones)  
1 G NC 4 PENALTY - False start, Texas, five yards  
1 G NC 9 Brown pass incomplete in the end zone, intended for Breslin, Terry tips it away  
2 G NC 9 P. Holmes on the draw, in on the left side for the TOUCHDOWN (6:35)  
Dawson PAT good  
Drive: 8 plays, 68 yards, 2:38  
NORTH CAROLINA 31, TEXAS 28

Dawson kicks off for Texas, ball goes out of bounds

- 1 10 NC 35 L. Johnson dropped at the line for no gain (Brackens)  
2 10 NC 35 Reverse to Wall on the right side for no gain, forced out of bounds by Ellis  
3 10 NC 35 Thomas under pressure from Reed, pass incomplete on left side  
4 10 NC 35 Thomas punt of 33 yards, fair catch by C. Carter (5:41)  
1 10 UT 32 Brown hits P. Holmes on the screen, left side, gain of 11 (E. Thomas)  
1 10 UT 43 P. Holmes around left end for five yard gain (Mason)  
25 UT 48 Brown waits, overthrows P. Holmes on the left side  
35 UT 48 Brown out of the shotgun, incomplete intended for E. Jackson, coverage by Lee  
PENALTY - Pass interference, North Carolina  
1 10 NC 43 P. Holmes around left side of line for five yard gain (Morton)  
25 NC 38 Brown fakes, hits Fitzgerald on left side for four yards (Lee)  
31 NC 34 P. Holmes again on the left side, gain of six (Sturgess)  
1 10 NC 28 Brown waits in backfield, hits E. Jackson up the middle for 12 (Boyd)  
1 10 NC 16 P. Holmes scrambles through the middle, gains nine (Mason)  
2 1 NC 7 P. Holmes over right end for gain of two  
1 G NC 5 P. Holmes barrels through the right side for the TOUCHDOWN (1:17)  
Dawson PAT good  
Drive: 10 plays, 68 yards, 4:24  
NORTH CAROLINA 31, TEXAS 35

**4th Quarter Play-by-Play (con't)**

Dawson kicks off for Texas, out of the end zone

- 1 10 NC 20 Thomas incomplete across the middle intended for L. Johnson
- 2 10 NC 20 Thomas complete to Barnes for 11 yard gain up the middle
- 1 10 NC 31 Thomas incomplete to L. Johnson on the swing pass
- 2 10 NC 31 Thomas complete to Barnes on the left side for 14 yards
- 1 10 NC 45 Thomas again complete to Barnes for 12 yards
- 1 10 UT 43 *TIMEOUT-NORTH CAROLINA (0:46)*
- 1 10 UT 43 Thomas pass intercepted by C. Carter on the left side, returned for 69 yards ,  
fumbles at the 20, recovered by L. Johnson (0:29)
- 1 10 NC 13 Thomas long pass incomplete, intended for Barnes (0:23)
- 2 10 NC 13 Thomas pass tipped in the middle and incomplete (0:18)
- 3 10 NC 13 Thomas overthrows Wall deep on the left sideline (0:11)
- 4 10 NC 13 Thomas overthrows everyone deep on the left side (0:02)
- 1 10 NC 13 Brown kneels to end the game

**Final Score: Texas 35, North Carolina 31**

# NCAA FOOTBALL DRIVE CHART

1 <sup>ST</sup> HALF		Drive Started			Drive Ended			Drive Consumed		
Team	Quarter	Yd. Line	Time	How Obtained	Yd. Line	Time	How lost	Yards	Plays	Time
NC	1 <sup>ST</sup>	N22	15:00	Kick off	-	11:06	Touchdown	78	10	3:54
TX	1 <sup>ST</sup>	T30	11:06	Kick off	N28	10:20	Intercept	42	2	0:46
NC	1 <sup>ST</sup>	N48	10:20	Pass	T28	8:02	Missed Field Goal	23	5	2:18
TX	1 <sup>ST</sup>	T28	8:02	Missed Field Goal	-	4:37	Touchdown	72	9	3:25
NC	1 <sup>ST</sup>	N36	4:37	Kick off	T45	2:08	Punt	19	5	2:29
TX	1 <sup>ST</sup>	T17	2:08	Punt	N46	0:08	Punt	37	6	2:00
NC	1 <sup>ST</sup>	N12	0:08	Punt	N8	14:49	Intercepted Fumble	-4	3	0:19
NC	2 <sup>ND</sup>	N20	14:49	Kickoff	T8	9:57	Field Goal	72	12	4:52
TX	2 <sup>ND</sup>	T36	9:57	Kick off	-	6:05	Touchdown	64	9	3:52
NC	2 <sup>ND</sup>	N33	6:05	Kick off	N47	3:14	Punt	14	5	2:51
TX	2 <sup>ND</sup>	T20	3:14	Punt		2:16	Punt	39	5	0:58
NC	2 <sup>ND</sup>	N26	2:16	Punt	-	0:28	Touchdown	74	9	1:48
TX	2 <sup>ND</sup>	T31	0:28	Kick off	T28		HALF	-3	2	0:28

TEAM: TEXAS	First Quarter	Second Quarter	Third Quarter	Fourth Quarter	First Half	Totals Second Half	Final
Time of Possession	6:11	5:18			11:29		
Third-Down Conversions	2-4	0-2			2-6		
Average Field Position	T25	T29			T27		
Fourth-Down Conversions		1-1			1-1		

TEAM: NORTH CAROLINA	First Quarter	Second Quarter	Third Quarter	Fourth Quarter	First Half	Totals Second Half	Final
Time of Possession	8:49	9:42			18:31		
Third-Down Conversions	2-3	2-5			4-8		
Average Field Position	N29	N26			N28		
Fourth-Down Conversions		1-1			1-1		

# NCAA FOOTBALL DRIVE CHART

2 <sup>ND</sup> HALF		Drive Started			Drive Ended			Drive Consumed		
Team	Quarter	Yd. Line	Time	How Obtained	Yd. Line	Time	How lost	Yards	Plays	Time
TX	3 <sup>RD</sup>	T28	15:00	Kick off	T37	13:09	PUNT	9	3	1:51
NC	3 <sup>RD</sup>	N19	13:09	PUNT	T41	10:31	LOSS OF DOWNS	40	6	2:38
TX	3 <sup>RD</sup>	T40	10:31	LOSS OF DOWNS	T46	8:50	PUNT	6	3	1:41
NC	3 <sup>RD</sup>	N26	8:50	PUNT	N43	8:20	PUNT	17	4	0:30
TX	3 <sup>RD</sup>	T18	8:20	PUNT	N30	2:55	LOSS OF DOWNS	52	11	5:25
NC	3 <sup>RD</sup>	N30	2:55	LOSS OF DOWNS	T37	0:21	PUNT	33	7	2:34
TX	3 <sup>RD</sup>	T20	0:21	PUNT	T37	13:35	PUNT	17	5	1:46
TX	4 <sup>TH</sup>	T29	13:35	KICK OFF	T38	11:36	PUNT	9	3	1:59
NC	4 <sup>TH</sup>	N21	11:36	PUNT	-	9:13	TOUCHDOWN	79	5	2:23
TX	4 <sup>TH</sup>	T32	9:13	KICK OFF	-	6:35	TOUCHDOWN	68	8	2:28
NC	4 <sup>TH</sup>	N35	6:35	KICK OFF	N35	5:41	PUNT	0	3	0:54
TX	4 <sup>TH</sup>	T32	5:41	PUNT	-	1:17	TOUCHDOWN	68	10	4:24
NC	4 <sup>TH</sup>	N20	1:17	KICK OFF	T43	0:29	PASS-INTERCEPT FUMBLE	37	6	0:48
NC	4 <sup>TH</sup>	N14	0:29	FUMBLE	N14	0:02	LOSS OF DOWNS	0	4	0:27
TX	4 <sup>TH</sup>	N14	0:02	LOSS OF DOWNS	N14	0	END OF GAME	0	1	0:02

TEAM: TEXAS	First Quarter	Second Quarter	Third Quarter	Fourth Quarter	First Half	Second Half	Totals Final
Time of Possession	6:11	5:18	9:18	10:28	11:29	19:26	31:15
Third-Down Conversions	2-4	0-2	0-3	2-3	2-6	2-6	4-12
Average Field Position	T25	T29	T26	T45	T27	T35	T31
Fourth-Down Conversions		1-1	0-1		1-1	0-1	1-2

TEAM: NORTH CAROLINA	First Quarter	Second Quarter	Third Quarter	Fourth Quarter	First Half	Second Half	Totals Final
Time of Possession	8:49	9:42	5:42	4:32	18:31	10:14	28:45
Third-Down Conversions	2-3	2-5	1-4	0-3	4-8	1-7	5-15
Average Field Position	N29	N26	N25	N27	N28	N26	N27
Fourth-Down Conversions		1-1	0-1	0-1	1-1	0-2	1-3





